23

COMMUTATORI ROTATIVI E COMANDI P.T.O.

ROTARY LIGHT/P.T.O. SWITCHES

- **Quadretti di distribuzione luci**
- ***Light switches***

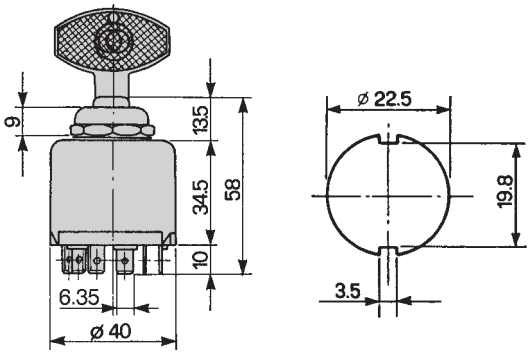

OPTIONAL
14.109.500

OPTIONAL
14.109.001

23.100.000

Chiave innestabile e disinnestabile in tutte le posizioni
Key on and off in all positions

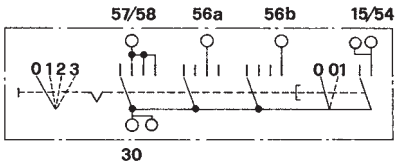

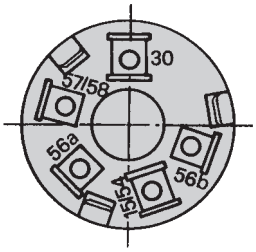

POSIZIONE CHIAVE *KEY POSITION*	COLLEGAMENTO *CONNECTION*	CORRENTE MAX 12V *MAX CURRENT 12V*	TEMPO MAX COLL. *MAX CONNEC. TIME*	FUNZIONE *FUNCTION*
0 disinnestata-off 0 innestata-on	- 30 - 15/54	- 15 A	- ∞	- servizi - *auxiliary functions*
1 disinnestata-off 1 innestata-on	30 - 57/58 30 - 15/54 30 - 57/58	10 A 5 A+10 A	∞ ∞	luci di posizione - *parking lights* servizi - *auxiliary functions*
2 disinnestata-off 2 innestata-on	30 - 57/58 30 - 56/b 30 - 15/54 30 - 57/58 30 - 56/b	15 A+10 A 15 A+10 A+10A	∞ ∞	luci di posizione/anabbaglianti - *parking lights/low beams* servizi - *auxiliary functions*
2 disinnestata-off 2 innestata-on	30 - 57/58 30 - 56/a 30 - 15/54 30 - 57/58 30 - 56a	10 A+10 A 15 A+10 A+10 A	∞ ∞	servizi / luci di posizione / anabbaglianti *auxiliary functions / parking lights / low beams* servizi / luci di posizione / anabbaglianti *auxiliary functions / parking lights / low beams*

- **Quadretti di distribuzione luci**
- ***Light switches***

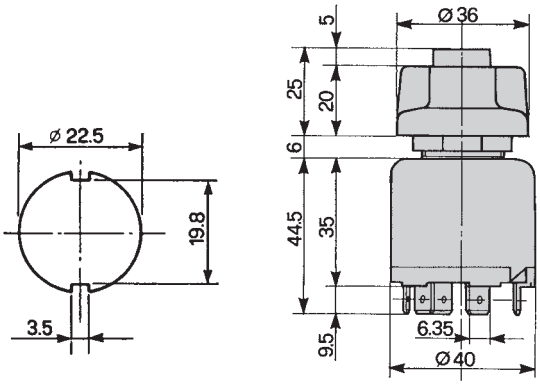

23.101.000

Commutatore luci con pulsante claxon unipolare (30 - 49)
Light switch with single-pole horn push button (30 - 49)

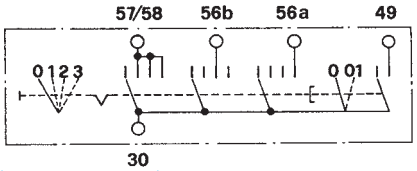

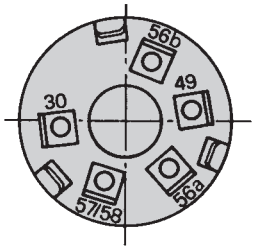

OPTIONAL
30.16.07403

POSIZIONE CHIAVE *KEY POSITION*	COLLEGAMENTO *CONNECTION*	CORRENTE MAX 12V *MAX CURRENT 12V*	TEMPO MAX COLL. *MAX CONNEC. TIME*	FUNZIONE *FUNCTION*
0	-	-	-	-
1	30 - 57/58	20 A	∞	luci di posizione - *parking lights*
2	30 - 57/58 30 - 56/b	10A 10A	∞	luci di posizione / anabbaglianti *parking lights / low beams*
3	30 - 57/58 30 - 56/a	10A 10A	∞	luci di posizione / abbaglianti *parking lights / high beams*
	30 - 49	5A	1 min.	avvisatore acustico - *horn*

23.107.000

Commutatore luci con pulsante claxon bipolare (30 - 49a)
Light switch with bipolar horn push button (30 - 49a)

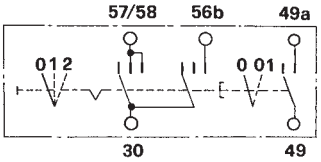

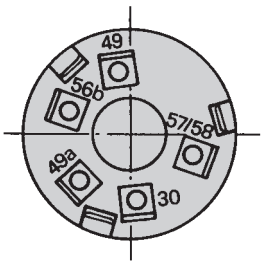

POSIZIONE CHIAVE *KEY POSITION*	COLLEGAMENTO *CONNECTION*	CORRENTE MAX 12V *MAX CURRENT 12V*	TEMPO MAX COLL. *MAX CONNEC. TIME*	FUNZIONE *FUNCTION*
0	-	-	-	-
1	30 - 57/58	20 A	∞	luci di posizione - *parking lights*
2	30 - 57/58 30 - 56/b	10A 10A	∞	luci di posizione / anabbaglianti *parking lights / low beams*
	49 - 49/a	5A	1 min.	avvisatore acustico - *horn*

- **Quadretti di distribuzione luci**
- ***Light switches***

OPTIONAL
14.126.200

OPTIONAL
14.109.500

OPTIONAL
14.109.001

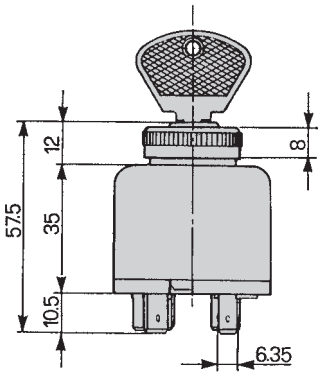

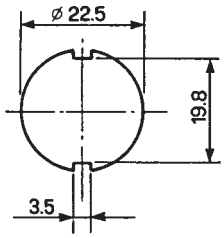

23.105.000

Chiave tipo lucas estraibile solo nella posizione O
Key lucas model removable only in position O

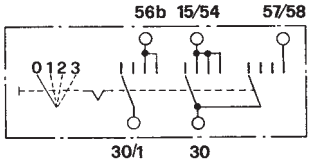

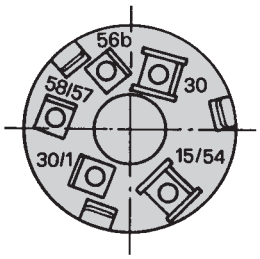

OPTIONAL
30.16.04275

POSIZIONE CHIAVE *KEY POSITION*	COLLEGAMENTO *CONNECTION*	CORRENTE MAX 12V *MAX CURRENT 12V*	TEMPO MAX COLL. *MAX CONNEC. TIME*	FUNZIONE *FUNCTION*
O	-	-	-	-
1	30 - 15/54	30A	1 min.	consenso avviamento - *start consent*
2	30 - 15/54 30/1 - 56b	10A 10A	∞	consenso avviamento - *start consent*
3	30 - 57/58 30 - 15/54 30/1 - 5b	10A 10A 5A	∞	consenso avviamento - *start consent*

- **Quadretti di distribuzione luci**
- ***Light switches***

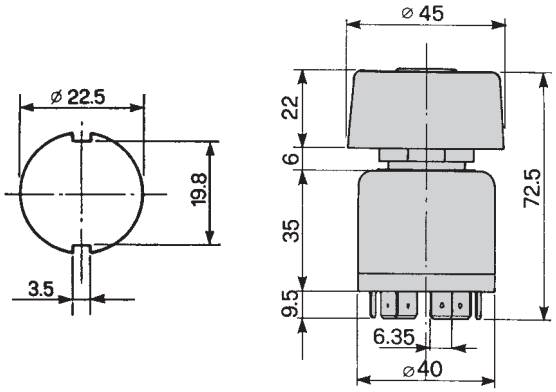

23.108.000

Commutatore luci con pulsante claxon bipolare (30 - 49a)
Light switch with bipolar horn push button (30 - 49a)

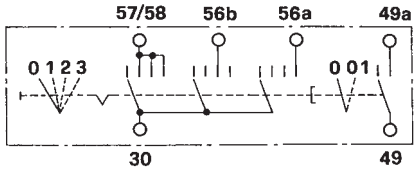

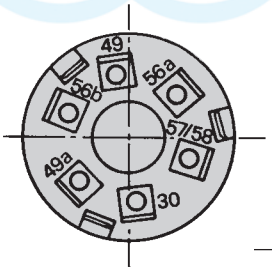

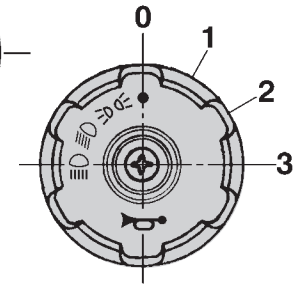

OPTIONAL
30.16.07403

POSIZIONE CHIAVE *KEY POSITION*	COLLEGAMENTO *CONNECTION*	CORRENTE MAX 12V *MAX CURRENT 12V*	TEMPO MAX COLL. *MAX CONNEC. TIME*	FUNZIONE *FUNCTION*
0	-	-	-	-
1	30 - 57/58	20 A	∞	luci di posizione - *parking lights*
2	30 - 57/58 30 - 56/b	10A 10A	∞	luci di posizione / anabbaglianti *parking lights / low beams*
3	30 - 57/58 30 - 56/a	10A 10A	∞	luci di posizione / abbaglianti *parking lights / high beams*
	30 - 49/a	5A	1 min.	avvisatore acustico - *horn*

23.125.000

Commutatore luci con pulsante claxon bipolare (30 - 49a)
Light switch with bipolar horn push button (30 - 49a)

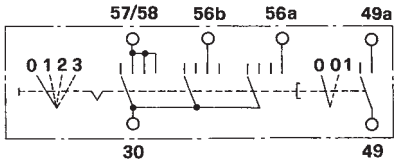

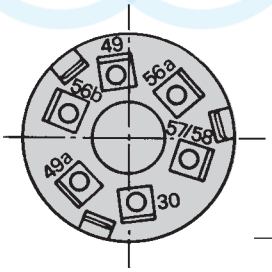

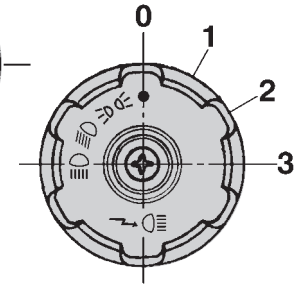

OPTIONAL
30.16.07403

POSIZIONE CHIAVE *KEY POSITION*	COLLEGAMENTO *CONNECTION*	CORRENTE MAX 12V *MAX CURRENT 12V*	TEMPO MAX COLL. *MAX CONNEC. TIME*	FUNZIONE *FUNCTION*
0	-	-	-	-
1	30 - 57/58	20 A	∞	luci di posizione - *parking lights*
2	30 - 57/58 30 - 56/b	10A 10A	∞	luci di posizione / anabbaglianti *parking lights / low beams*
3	30 - 57/58 30 - 56/a	10A 10A	∞	luci di posizione / abbaglianti *parking lights / high beams*
	30 - 49/a	5A	1 min.	lampo luci - *high beams flashing*

23.0158.0000

Commutatore luci con pulsante claxon bipolare (30 - 49a)
Light switch with bipolar horn push button (30 - 49a)

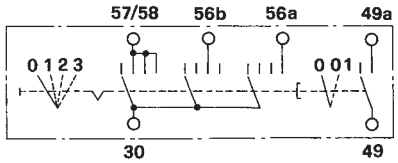

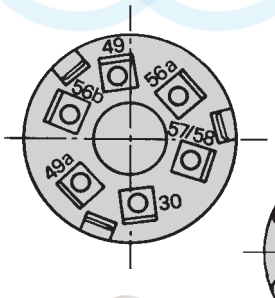

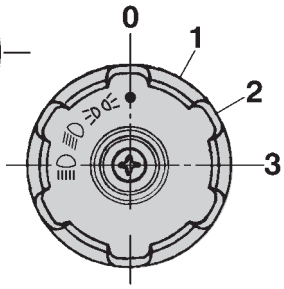

OPTIONAL
30.16.07403

POSIZIONE CHIAVE *KEY POSITION*	COLLEGAMENTO *CONNECTION*	CORRENTE MAX 12V *MAX CURRENT 12V*	TEMPO MAX COLL. *MAX CONNEC. TIME*	FUNZIONE *FUNCTION*
0	-	-	-	-
1	30 - 57/58	20 A	∞	luci di posizione - *parking lights*
2	30 - 57/58 30 - 56/b	10A 10A	∞	luci di posizione / anabbaglianti *parking lights / low beams*
3	30 - 57/58 30 - 56/a	10A 10A	∞	luci di posizione / abbaglianti *parking lights / high beams*

23.110.000

Commutatore luci con pulsante claxon unipolare (30 - 49)
Light switch with single-pole horn push button (30 - 49)

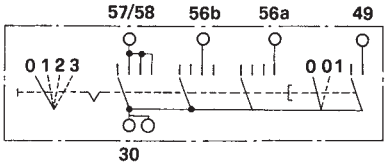

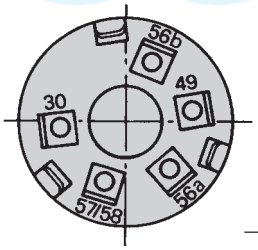

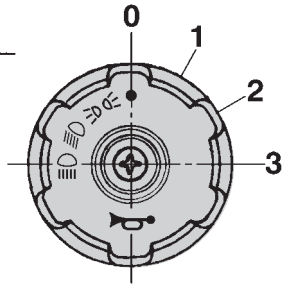

OPTIONAL
30.16.07403

POSIZIONE CHIAVE *KEY POSITION*	COLLEGAMENTO *CONNECTION*	CORRENTE MAX 12V *MAX CURRENT 12V*	TEMPO MAX COLL. *MAX CONNEC. TIME*	FUNZIONE *FUNCTION*
0	-	-	-	-
1	30 - 57/58	20 A	∞	luci di posizione - *parking lights*
2	30 - 57/58 30 - 56/b	15A 15A	∞	luci di posizione / anabbaglianti *parking lights / low beams*
3	30 - 57/58 30 - 56/a	15A 15A	∞	luci di posizione / abbaglianti *parking lights / high beams*
	30 - 49	7A	1 min.	avvisatore acustico - *horn*

23.0156.0000

Commutatore luci con pulsante claxon unipolare (30 - 49)
Light switch with single-pole horn push button (30 - 49)

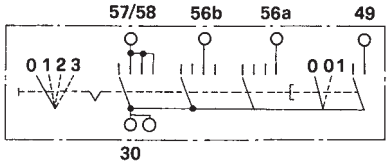

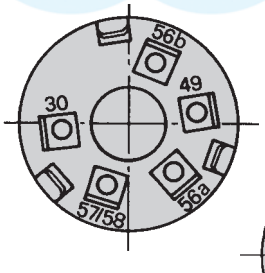

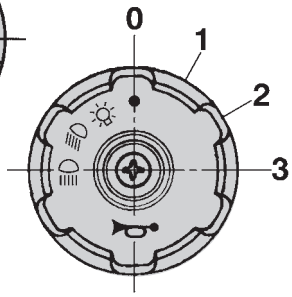

OPTIONAL
30.16.07403

POSIZIONE CHIAVE *KEY POSITION*	COLLEGAMENTO *CONNECTION*	CORRENTE MAX 12V *MAX CURRENT 12V*	TEMPO MAX COLL. *MAX CONNEC. TIME*	FUNZIONE *FUNCTION*
0	-	-	-	-
1	30 - 57/58	20 A	∞	luci di posizione - *parking lights*
2	30 - 57/58 30 - 56/b	15A 15A	∞	luci di posizione / anabbaglianti *parking lights / low beams*
3	30 - 57/58 30 - 56/a	15A 15A	∞	luci di posizione / abbaglianti *parking lights / high beams*
	30 - 49	7A	1 min.	avvisatore acustico - *horn*

23.0175.0000

Commutatore luci con pulsante claxon unipolare (30 - 49)
Light switch with single-pole horn push button (30 - 49)

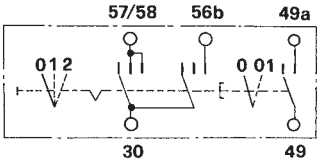

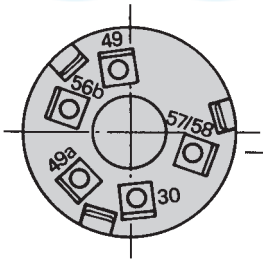

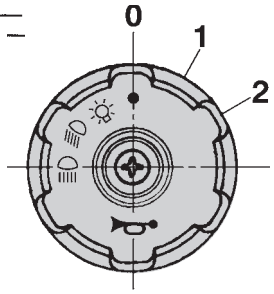

POSIZIONE CHIAVE *KEY POSITION*	COLLEGAMENTO *CONNECTION*	CORRENTE MAX 12V *MAX CURRENT 12V*	TEMPO MAX COLL. *MAX CONNEC. TIME*	FUNZIONE *FUNCTION*
0	-	-	-	-
1	30 - 57/58	20 A	∞	luci di posizione - *parking lights*
2	30 - 57/58 30 - 56/b	10A 10A	∞	luci di posizione / anabbaglianti *parking lights / low beams*
	30 - 49/a	5A	1 min.	avvisatore acustico - *horn*

- **Quadretti di distribuzione luci**
- ***Light switches***

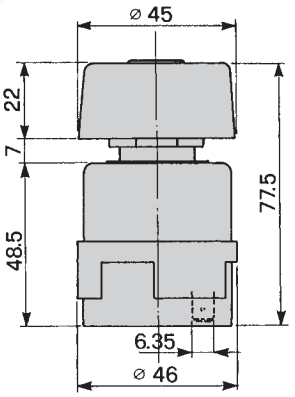

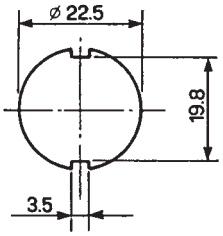

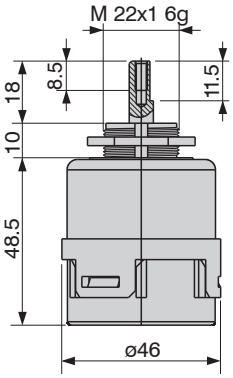

23.124.000

23.109.000

Commutatore luci con pulsante claxon bipolare (30 - 49)
Light switch with bipolar horn push button (30 - 49)

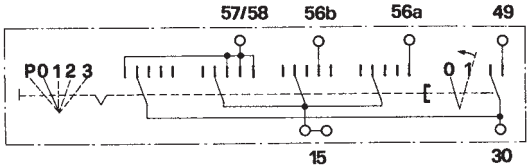

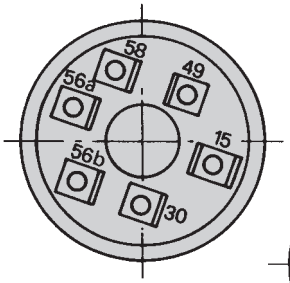

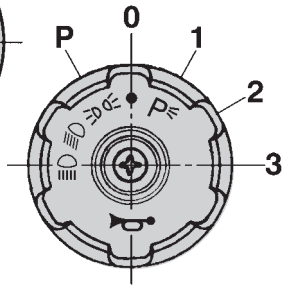

POSIZIONE CHIAVE *KEY POSITION*	COLLEGAMENTO *CONNECTION*	CORRENTE MAX 12V *MAX CURRENT 12V*	TEMPO MAX COLL. *MAX CONNEC. TIME*	FUNZIONE *FUNCTION*
P	30 - 58/57	20A	∞	luci di posizione - *parking lights*
0	-	-	-	-
1	15 - 58/57	20A	∞	luci di posizione - *parking lights*
2	15 - 58/57 15 - 56/b	15A 15A	∞	luci di posizione / anabbaglianti *parking lights / low beams*
3	15 - 58/57 15 - 56/a	15A 15A	∞	luci di posizione / abbaglianti *parking lights / high beams*
	30 - 49	7A	1 min.	avvisatore acustico - *horn*

23.111.000

Commutatore luci con pulsante claxon bipolare (30 - 49)
Light switch with bipolar horn push button (30 - 49)

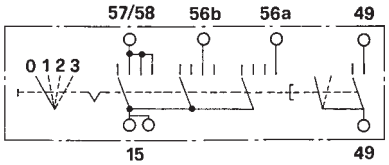

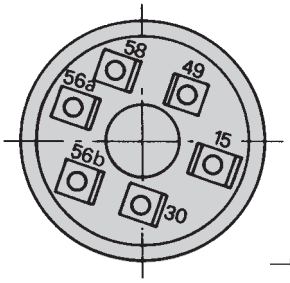

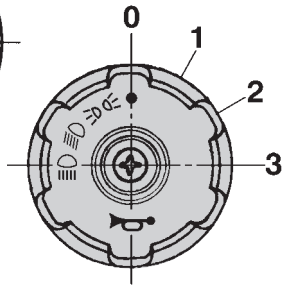

POSIZIONE CHIAVE *KEY POSITION*	COLLEGAMENTO *CONNECTION*	CORRENTE MAX 12V *MAX CURRENT 12V*	TEMPO MAX COLL. *MAX CONNEC. TIME*	FUNZIONE *FUNCTION*
0	-	-	-	-
1	15 - 58/57	20 A	∞	luci di posizione - *parking lights*
2	15 - 58/57 15 - 56/b	15A 15A	∞	luci di posizione / anabbaglianti *parking lights / low beams*
3	15 - 58/57 15 - 56/a	15A 15A	∞	luci di posizione / abbaglianti *parking lights / high beams*
	30 - 49	5A	1 min.	avvisatore acustico - *horn*

23.115.000

Senza avvisatore acustico
Without horn push button

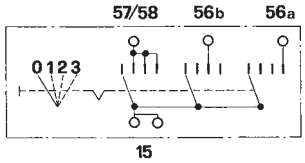

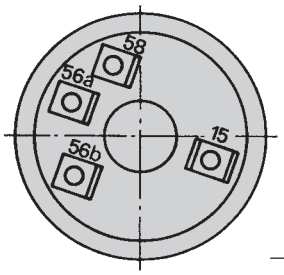

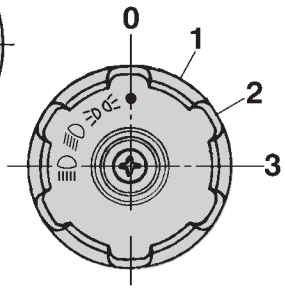

POSIZIONE CHIAVE *KEY POSITION*	COLLEGAMENTO *CONNECTION*	CORRENTE MAX 12V *MAX CURRENT 12V*	TEMPO MAX COLL. *MAX CONNEC. TIME*	FUNZIONE *FUNCTION*
0	-	-	-	-
1	15 - 57/58	20A	∞	luci di posizione - *parking lights*
2	15 - 57/58 30 - 56/b	15A 15A	∞	luci di posizione / anabbaglianti *parking lights / low beams*
3	15 - 57/58 30 - 56/a	15A 15A	∞	luci di posizione / abbaglianti *parking lights / high beams*

23.124.000

Commutatore rotativo a 3 posizioni
3 position rotary switch

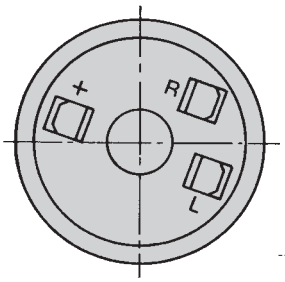

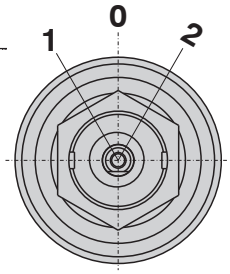

POSIZIONE CHIAVE *KEY POSITION*	COLLEGAMENTO *CONNECTION*	CORRENTE MAX 12V *MAX CURRENT 12V*	TEMPO MAX COLL. *MAX CONNEC. TIME*	FUNZIONE *FUNCTION*
0	-	-	-	-
1	+L	20A	∞	-
2	+R	20A	∞	-

23.143.000

Commutatore rotativo a 3 posizioni
3 position rotary switch

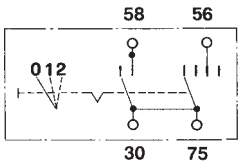

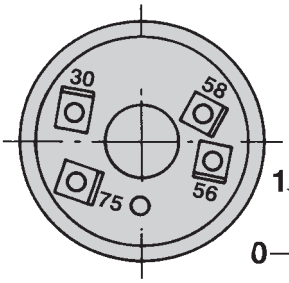

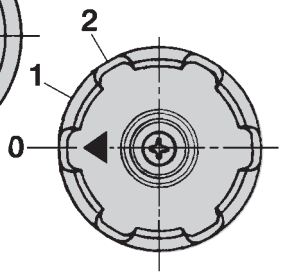

POSIZIONE CHIAVE *KEY POSITION*	COLLEGAMENTO *CONNECTION*	CORRENTE MAX 12V *MAX CURRENT 12V*	TEMPO MAX COLL. *MAX CONNEC. TIME*	FUNZIONE *FUNCTION*
0	-	-	-	-
1	30 - 58	20A	∞	-
2	75 - 56	20A	∞	-

- **Quadretti di distribuzione luci**
- ***Light switches***

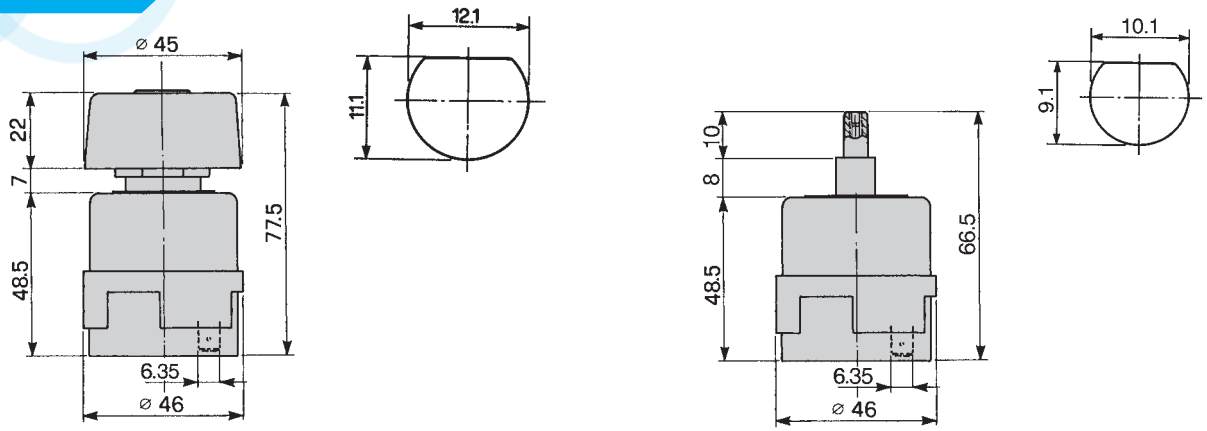

23.144.000

23.112.000

Commutatore luci con pulsante claxon bipolare (30 - 49)
Light switch with bipolar horn push button (30 - 49)

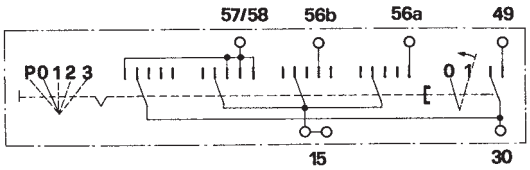

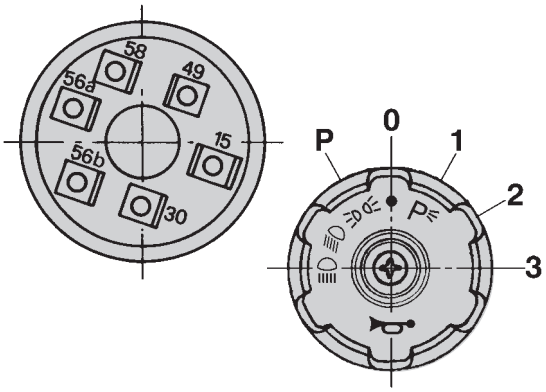

POSIZIONE CHIAVE *KEY POSITION*	COLLEGAMENTO *CONNECTION*	CORRENTE MAX 12V *MAX CURRENT 12V*	TEMPO MAX COLL. *MAX CONNEC. TIME*	FUNZIONE *FUNCTION*
P	30 - 58/57	20A	∞	luci di posizione - *parking lights*
0	-	-	-	-
1	15 - 58/57	20A	∞	luci di posizione - *parking lights*
2	15 - 58/57 15 - 56/b	15A 15A	∞	luci di posizione / anabbaglianti *parking lights / low beams*
3	15 - 58/57 15 - 56/a	15A 15A	∞	luci di posizione / abbaglianti *parking lights / high beams*
	30 - 49	7A	1 min.	avvisatore acustico - *horn*

23.113.000

Commutatore luci con pulsante claxon bipolare (30 - 49)
Light switch with bipolar horn push button (30 - 49)

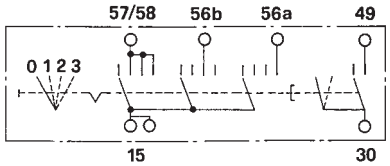

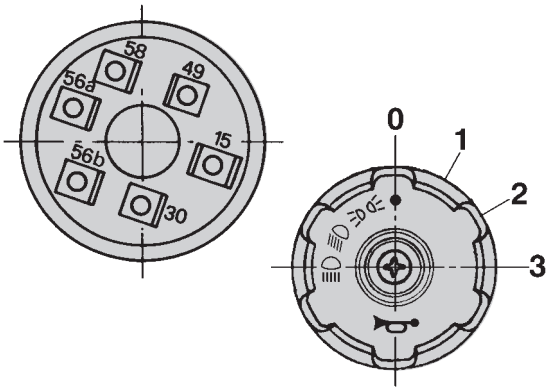

POSIZIONE CHIAVE *KEY POSITION*	COLLEGAMENTO *CONNECTION*	CORRENTE MAX 12V *MAX CURRENT 12V*	TEMPO MAX COLL. *MAX CONNEC. TIME*	FUNZIONE *FUNCTION*
0	-	-	-	-
1	15 - 58/57	20 A	∞	luci di posizione - *parking lights*
2	15 - 58/57 15 - 56/b	15A 15A	∞	luci di posizione / anabbaglianti *parking lights / low beams*
3	15 - 58/57 15 - 56/a	15A 15A	∞	luci di posizione / abbaglianti *parking lights / high beams*
	30 - 49	5A	1 min.	avvisatore acustico - *horn*

23.144.000

Commutatore luci con pulsante claxon bipolare
Light switch with bipolar horn push button

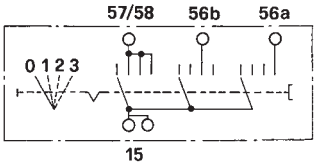

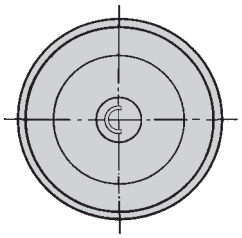

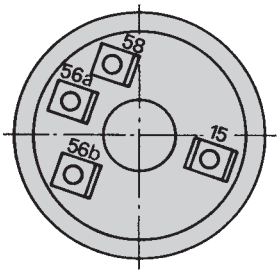

POSIZIONE CHIAVE *KEY POSITION*	COLLEGAMENTO *CONNECTION*	CORRENTE MAX 12V *MAX CURRENT 12V*	TEMPO MAX COLL. *MAX CONNEC. TIME*	FUNZIONE *FUNCTION*
0	-	-	-	-
1	15 - 58/57	20A	∞	luci di posizione - *parking lights*
2	15 - 58/57 30 - 56/b	15A 15A	∞	luci di posizione / anabbaglianti *parking lights / low beams*
3	15 - 58/57 30 - 56/a	15A 15A	∞	luci di posizione / abbaglianti *parking lights / high beams*

23.0173.0000

Commutatore luci con pulsante claxon bipolare
Light switch with bipolar horn push button

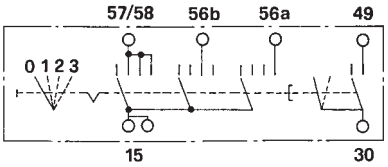

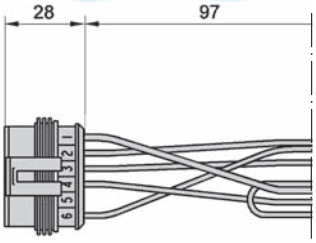

Cablaggio/*Harness*

Connessioni *Connections*	Colore cavo *Cable colour*	Sezione cavo *Wire range*
1 - 15	rosso/*red*	1.5 mm²
2 - 58	giallo/*yellow*	1 mm²
3 - 56a	verde/*green*	1 mm²
4 - 56b	grigio/*grey*	1 mm²
5	-	-
6 - 49	viola/*purple*	1 mm²

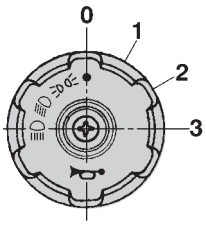

POSIZIONE CHIAVE *KEY POSITION*	COLLEGAMENTO *CONNECTION*	CORRENTE MAX 12V *MAX CURRENT 12V*	TEMPO MAX COLL. *MAX CONNEC. TIME*	FUNZIONE *FUNCTION*
0	-	-	-	-
1	15 - 58/57	2,5 A	∞	luci di posizione - *parking lights*
2	15 - 58/57 15 - 56/b	10A 10A	∞	luci di posizione / anabbaglianti *parking lights / low beams*
3	15 - 58/57 15 - 56/a	10A 10A	∞	luci di posizione / abbaglianti *parking lights / high beams*
	15 - 49	6A	30 sec. ON 690 sec. OFF	avvisatore acustico - *horn*

23.0179.0000

Commutatore luci con pulsante claxon bipolare
Light switch with bipolar horn push button

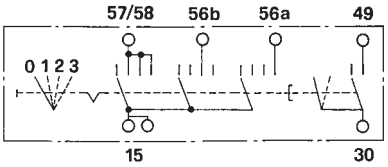

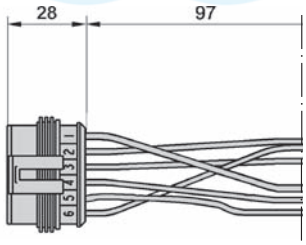

Cablaggio/*Harness*

Connessioni *Connections*	Colore cavo *Cable colour*	Sezione cavo *Wire range*
1 - 15	rosso/*red*	1.5 mm²
2 - 58	giallo/*yellow*	1 mm²
3 - 56a	verde/*green*	1 mm²
4 - 56b	grigio/*grey*	1 mm²
5 - 30	rosso/*red*	1.5 mm²
6 - 49	viola/*purple*	1 mm²

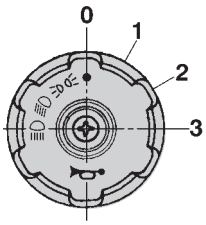

POSIZIONE CHIAVE *KEY POSITION*	COLLEGAMENTO *CONNECTION*	CORRENTE MAX 12V *MAX CURRENT 12V*	TEMPO MAX COLL. *MAX CONNEC. TIME*	FUNZIONE *FUNCTION*
0	-	-	-	-
1	15 - 58/57	2,5 A	∞	luci di posizione - *parking lights*
2	15 - 58/57 15 - 56/b	10A 10A	∞	luci di posizione / anabbaglianti *parking lights / low beams*
3	15 - 58/57 15 - 56/a	10A 10A	∞	luci di posizione / abbaglianti *parking lights / high beams*
	30 - 49	6A	30 sec. ON 690 sec. OFF	avvisatore acustico - *horn*

- **Quadretti di distribuzione luci**
- ***Light switches***

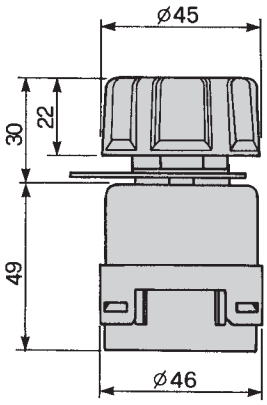

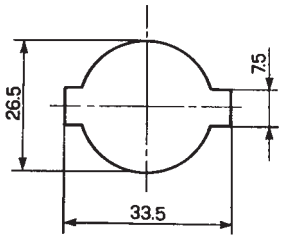

23.114.000

Quadretto di distribuzione luci
Light switch

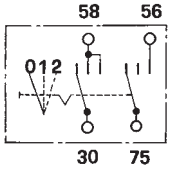

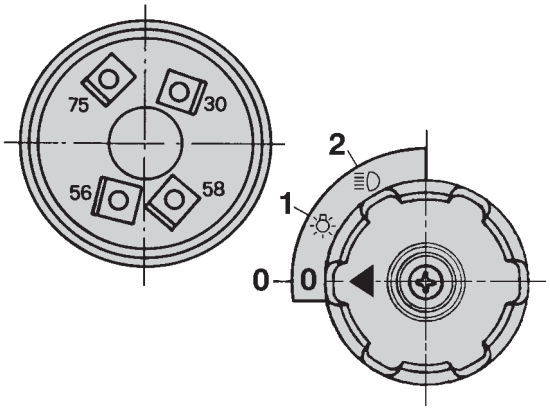

POSIZIONE CHIAVE *KEY POSITION*	COLLEGAMENTO *CONNECTION*	CORRENTE MAX 12V *MAX CURRENT 12V*	TEMPO MAX COLL. *MAX CONNEC. TIME*	FUNZIONE *FUNCTION*
0	-	-	-	-
1	30 - 58	20 A	∞	servizi - *auxiliary functions*
2	30 - 58 75 - 56	20A 20A	∞	servizi / luci - *auxiliary functions / lights*

- **Quadretti di distribuzione luci**
- ***Light switches***



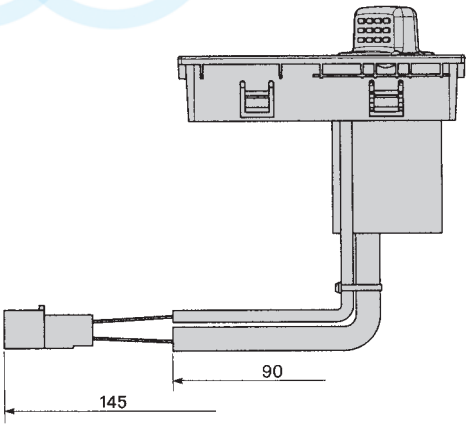

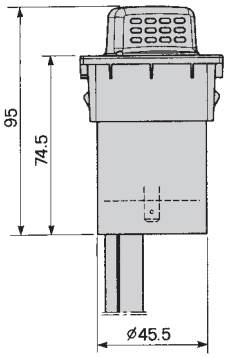

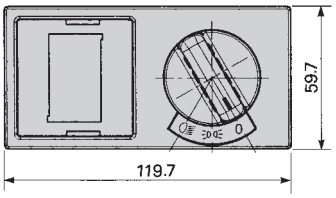

23.137.000

Quadretto di distribuzione luci
Light switches

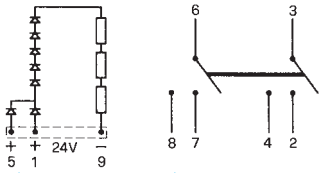

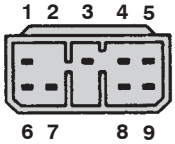

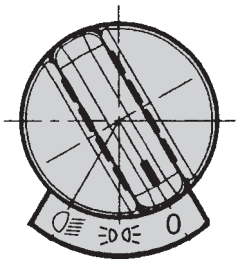

POSIZIONE CHIAVE *KEY POSITION*	COLLEGAMENTO *CONNECTION*	CORRENTE MAX 12V *MAX CURRENT 12V*	TEMPO MAX COLL. *MAX CONNEC. TIME*	FUNZIONE *FUNCTION*
0	-	-	-	-
1	30/1 - 15 30 - 15/54	20A 20A	∞ ∞	marcia - *gear*
2	30/1 - 15 30 - 15/54 30 - 50	20A 20A 20A	∞ ∞ 1 min.	marcia / consenso avviamento *gear / start consent*

- **Commutatori rotativi**
- ***Rotary switches***

OMB1739000

Commutatore rotativo - corpo: lega di alluminio trattato e verniciato
Rotary switch - housing: treated/painted aluminium alloy

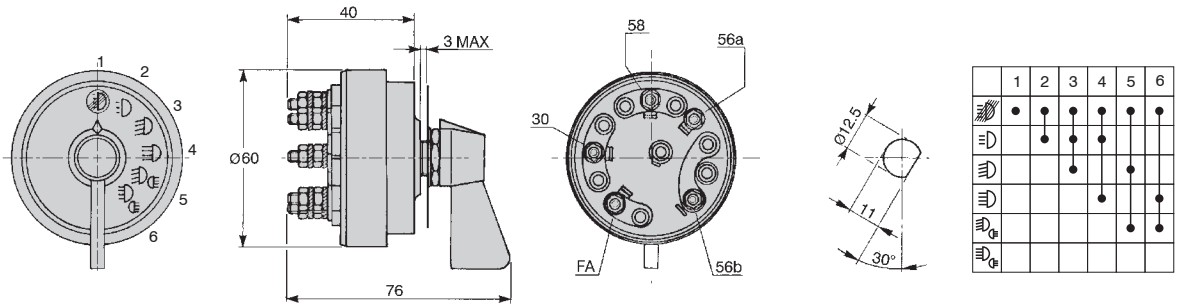

	1	2	3	4	5	6
	●	●	●	●	●	●
		●	●	●		
			●		●	
				●		●
					●	●

TENS. NOMINALE *NOMINAL VOLTAGE*	CORRENTE MAX *MAX CURRENT*	N° CICLI *N° LIFE CYCLES*	GRADO DI PROT. *SEALING*	TEMP. DI FUNZ. *OPERATING TEMP.*	FUNZIONI *FUNCTIONS*
24V	10 A induttivi/*inductive*	-	IP 67	-	
24V	20 A resistivi/*resistive*	-	IP 67	-	

IMOC01171000

Commutatore rotativo - corpo: lega di alluminio
Rotary switch - housing: aluminium alloy

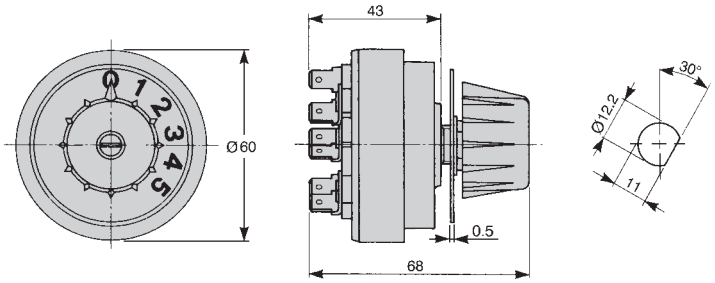

	0	1	2	3	4	5
	●	●	●	●	●	●
	●	●	●	●	●	●
		●	●	●		
			●		●	
				●		●
					●	●

TENS. NOMINALE *NOMINAL VOLTAGE*	CORRENTE MAX *MAX CURRENT*	N° CICLI *N° LIFE CYCLES*	GRADO DI PROT. *SEALING*	TEMP. DI FUNZ. *OPERATING TEMP.*	FUNZIONI *FUNCTIONS*
24V	8 A induttivi/*inductive*	-	IP 66	-	
24V	15 A resistivi/*resistive*	-	IP 66	-	

IMOC02139000

Commutatore rotativo - corpo: materiale plastico
Rotary switch - housing: plastic

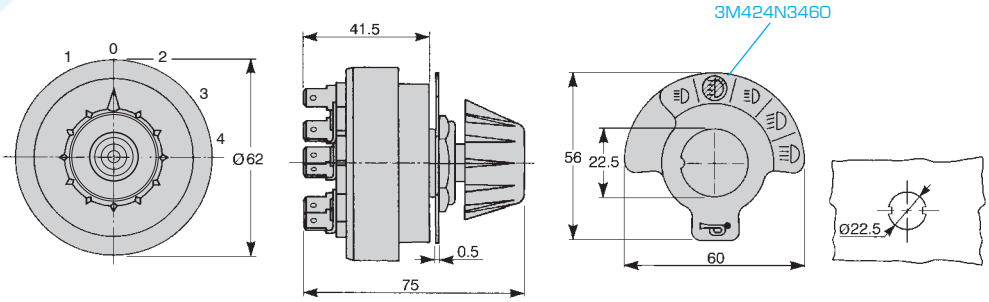

	1	0	2	3	4
	●	●	●	●	●
	●	●	●	●	●
			●	●	●
	●				
	●		●	●	●
					●
				●	

TENS. NOMINALE *NOMINAL VOLTAGE*	CORRENTE MAX *MAX CURRENT*	N° CICLI *N° LIFE CYCLES*	GRADO DI PROT. *SEALING*	TEMP. DI FUNZ. *OPERATING TEMP.*	FUNZIONI *FUNCTIONS*
24V	8 A induttivi/*inductive*	-	IP 55	-	
24V	15 A resistivi/*resistive*	-	IP 55	-	

3M424N4620

Commutatore rotativo - corpo: acciaio trattato e verniciato
Rotary switch - housing: treated/painted steel

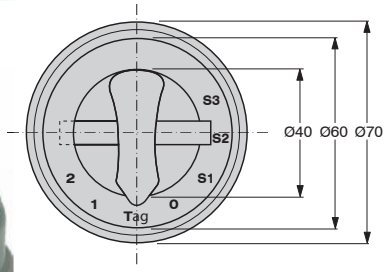

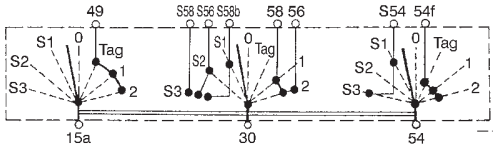

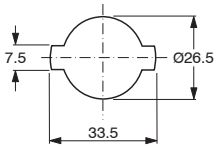

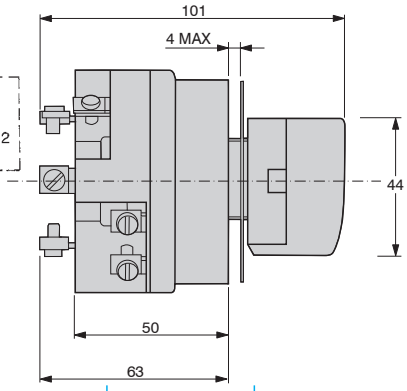

TENS. NOMINALE *NOMINAL VOLTAGE*	CORRENTE MAX *MAX CURRENT*	N° CICLI *N° LIFE CYCLES*	GRADO DI PROT. *SEALING*	TEMP. DI FUNZ. *OPERATING TEMP.*	FUNZIONI *FUNCTIONS*
24V	5 A induttivi/*inductive*	-	IP 44	-	
24V	20 A resistivi/*resistive*	-	IP 44	-	

REED SWITCHES TECHNOLOGY

- **Commutatore rotativo**
  Corpo in PC - manopola in PC/ABS soft touch - basetta con connettore integrato tipo AMP MQS 6 vie adatto a ricevere connettore maschio MQS 50402 3024DC - ideogrammi colore bianco inciso a laser illuminato con led ad alta intensità colore verde - indice colore bianco illuminato con led ad alta intensità colore verde.

- ***Rotary switch***
  PC housing - PC/ABS + GF knob soft touch - PA + GF terminal board with 6 ways MQS AMP integrated connector suitable for MQS 50402 3024DC male connector - white colour laser engraved icons lighted by green colour high intensity led - white colour pointer lighted by green colour high intensity led.

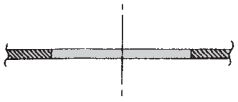

1,5 ÷ 4mm
SPESSORE CRUSCOTTO
DASHBOARD THICKNESS

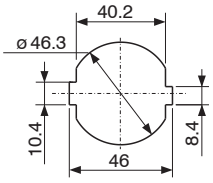

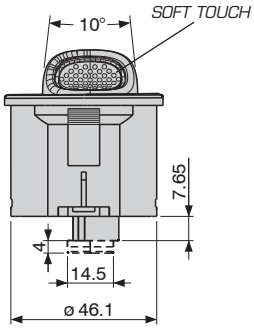

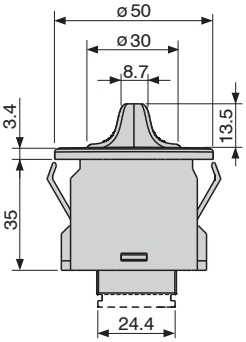

23.0163.0000

VERSIONE CON LED VERDE
GREEN LED VERSION

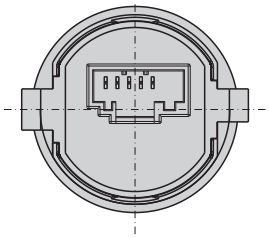

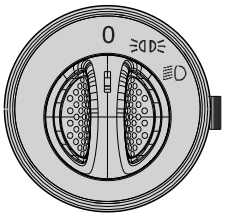

23.0186.0000

VERSIONE CON LED BIANCO
WHITE LED VERSION

POSIZIONE *POSITION*	TABELLA DI STATO / STATUS TAB UOTPUT ⑤	UOTPUT ④
0	aperto - *open*	aperto - *open*
1	chiuso - *closed*	aperto - *open*
2	aperto - *open*	chiuso - *closed*

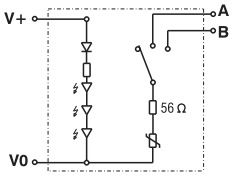

CADUTA DI TENSIONE MASSIMA / *MAX VOLTAGE DROP:* 0,86V
CORRENTE MASSIMA / *MAX CURRENT:* 15mA

23.0169.0000

VERSIONE CON LED VERDE
GREEN LED VERSION

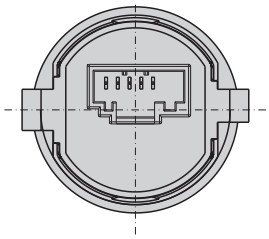

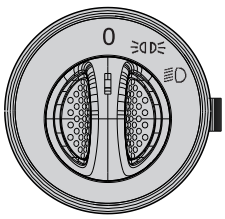

POSIZIONE *POSITION*	TABELLA DI STATO / STATUS TAB UOTPUT ⑤	UOTPUT ④
0	aperto - *open*	aperto - *open*
1	chiuso - *closed*	aperto - *open*
2	aperto - *open*	chiuso - *closed*

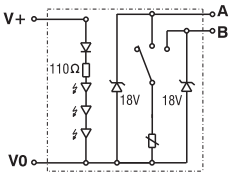

CADUTA DI TENSIONE MASSIMA / *MAX VOLTAGE DROP:* 0,35V
CORRENTE MASSIMA / *MAX CURRENT:* 250mA

23.0185.0000

VERSIONE CON LED VERDE
GREEN LED VERSION

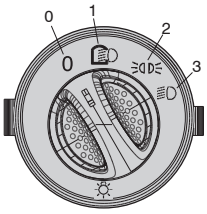

23.0188.0000

VERSIONE CON LED BIANCO
WHITE LED VERSION

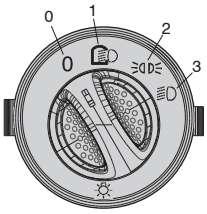

POSIZIONE *POSITION*	TABELLA DI STATO / STATUS TAB OUTPUT ②	OUTPUT ⑤	OUTPUT ④
0	aperto - *open*	aperto - *open*	aperto - *open*
1	chiuso - *closed*	aperto - *open*	aperto - *open*
2	aperto - *open*	chiuso - *closed*	aperto - open
3	aperto - *open*	aperto - *open*	chiuso - *closed*

CADUTA DI TENSIONE MASSIMA / *MAX VOLTAGE DROP:* 0,86V
CORRENTE MASSIMA / *MAX CURRENT:* 15mA

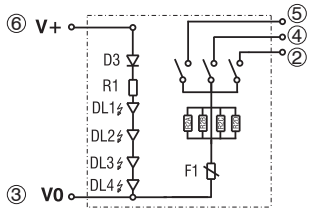

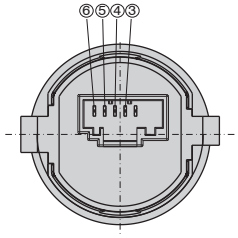

23.0190.0000

VERSIONE CON LED VERDE
GREEN LED VERSION

- Carichi elettrici - *electrical loads:*
  500mA resistivi - *resistive*
  250mA induttivi - *induttive*
- Tensione nominale - *Nominal voltage: 12V*
- Potenza nominale - *Nominal power: 10W*

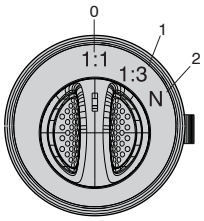

23.0191.0000

VERSIONE CON LED VERDE
GREEN LED VERSION

- Carichi elettrici - *electrical loads:*
  500mA resistivi - *resistive*
  250mA induttivi - *induttive*
- Tensione nominale - *Nominal voltage: 12V*
- Potenza nominale - *Nominal power: 10W*

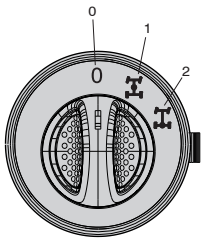

POSIZIONE *POSITION*	TABELLA DI STATO / STATUS TAB OUTPUT ⑤	OUTPUT ④
0	aperto - *open*	aperto - *open*
1	chiuso - *closed*	aperto - *open*
2	aperto - *open*	chiuso - *closed*

CADUTA DI TENSIONE MASSIMA / *MAX VOLTAGE DROP:* 0,35V
CORRENTE MASSIMA / *MAX CURRENT:* 250mA

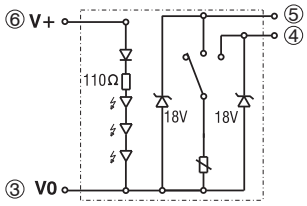

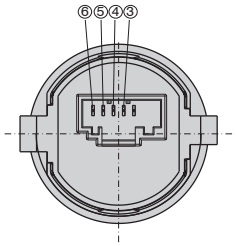

23.0192.0000

VERSIONE CON LED VERDE
GREEN LED VERSION

- Carichi elettrici - *electrical loads:*
  500mA resistivi - *resistive*
  250mA induttivi - *induttive*
  Tensione nominale - *Nominal voltage: 12V*
  Potenza nominale - *Nominal power: 10W*

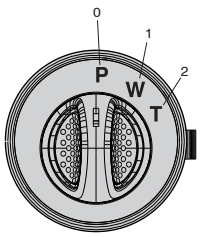

23.0193.0000

VERSIONE CON LED VERDE
GREEN LED VERSION

- Carichi elettrici - *electrical loads:*
  500mA resistivi - *resistive*
  250mA induttivi - *induttive*
- Tensione nominale - *Nominal voltage: 12V*
- Potenza nominale - *Nominal power: 10W*

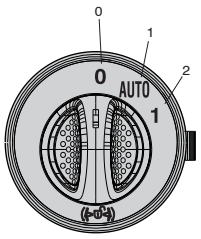

23.0206.0000

VERSIONE CON LED VERDE
GREEN LED VERSION

- Carichi elettrici - *electrical loads:*
  500mA resistivi - *resistive*
  250mA induttivi - *induttive*
- Tensione nominale - *Nominal voltage: 12V*
- Potenza nominale - *Nominal power: 10W*

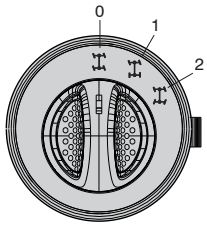

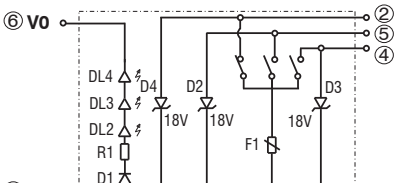

POSIZIONE *POSITION*	TABELLA DI STATO / STATUS TAB OUTPUT ②	OUTPUT ⑤	OUTPUT ④
0	aperto - *open*	aperto - *open*	chiuso - *closed*
1	chiuso - *closed*	aperto - *open*	aperto - *open*
2	aperto - *open*	chiuso - *closed*	aperto - open

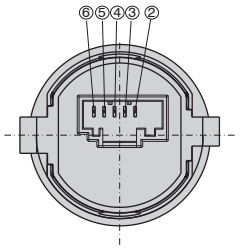

23.0194.0000

VERSIONE CON LED VERDE
GREEN LED VERSION

- Carichi elettrici - *electrical loads*
  250mA resistivi o induttivi - *resistive* or *induttive*
- Tensione nominale - *Nominal voltage: 24V*

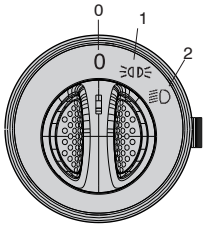

POSIZIONE *POSITION*	TABELLA DI STATO / STATUS TAB OUTPUT ⑤	OUTPUT ④
0	aperto - *open*	aperto - *open*
1	chiuso - *closed*	aperto - *open*
2	aperto - *open*	chiuso - *closed*

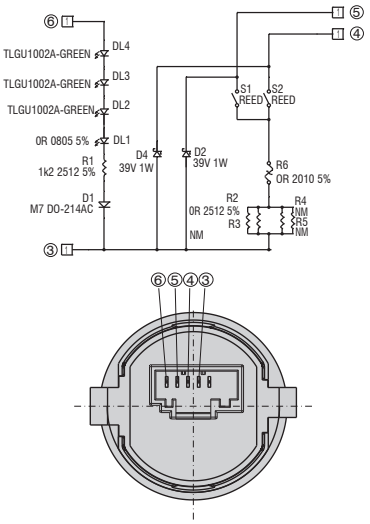

23.0195.0000

VERSIONE CON LED BIANCO
WHITE LED VERSION

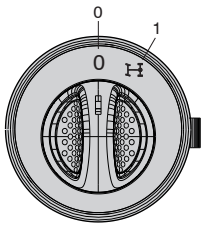

POSIZIONE *POSITION*	TABELLA DI STATO / STATUS TAB OUTPUT ⑤
0	aperto - *open*
1	chiuso - *closed*

CADUTA DI TENSIONE MASSIMA / *MAX VOLTAGE DROP:* 2,05V
CORRENTE MASSIMA / *MAX CURRENT:* 250mA

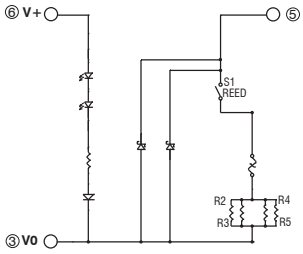

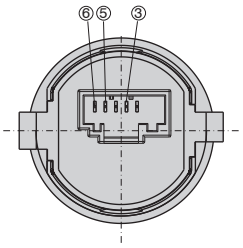

23.0196.0000

VERSIONE CON LED BIANCO
WHITE LED VERSION

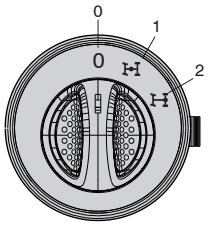

POSIZIONE *POSITION*	TABELLA DI STATO / STATUS TAB OUTPUT ⑤	OUTPUT ④
0	aperto - *open*	aperto - *open*
1	aperto - *open*	chiuso - *closed*
2	chiuso - *closed*	aperto - *open*

CADUTA DI TENSIONE MASSIMA / *MAX VOLTAGE DROP:* 2,05V
CORRENTE MASSIMA / *MAX CURRENT:* 250mA

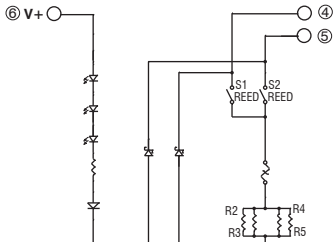

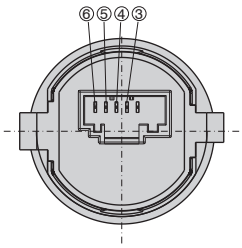

23.0211.0000

VERSIONE CON LED BIANCO
WHITE LED VERSION

- Carichi elettrici - *electrical loads:*
  500mA resistivi - *resistive*
  350mA induttivi - *induttive*
- Tensione nominale - *Nominal voltage: 12V*

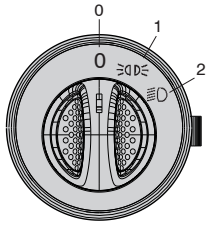

POSIZIONE *POSITION*	TABELLA DI STATO / STATUS TAB OUTPUT ⑤	OUTPUT ④
0	aperto - *open*	aperto - *open*
1	chiuso - *closed*	aperto - *open*
2	aperto - *open*	chiuso - *closed*

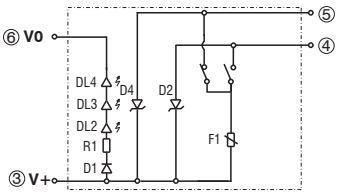

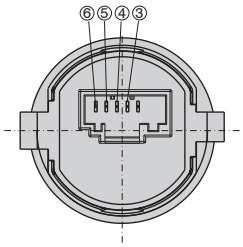

23.0212.0000

VERSIONE CON LED ROSSO
RED LED VERSION

- Carichi elettrici - *electrical loads:*
  500mA resistivi - *resistive*
  250mA induttivi - *induttive*
- Tensione nominale - *Nominal voltage: 12V*

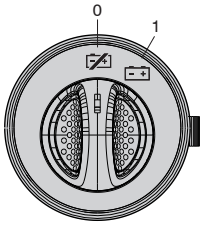

POSIZIONE *POSITION*	TABELLA DI STATO / STATUS TAB OUTPUT ⑤
0	aperto - *open*
1	chiuso - *closed*

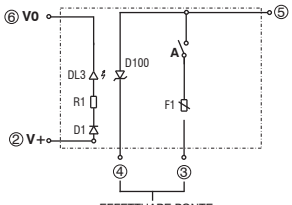

EFFETTUARE PONTE
SUL CABALGGIO
TERMINALS TO BE JUMPED
ON THE CONNECTOR

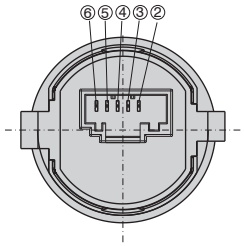

23.0213.0000

VERSIONE CON LED VERDE
GREEN LED VERSION

- Carichi elettrici - *electrical loads*
  250mA resistivi o induttivi - *resistive* or *induttive*
- Tensione nominale - *Nominal voltage 24V*

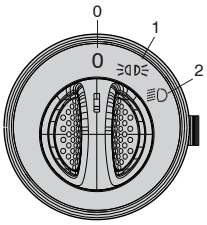

POSIZIONE *POSITION*	TABELLA DI STATO / STATUS TAB OUTPUT ⑤	OUTPUT ④
0	aperto - *open*	aperto - *open*
1	chiuso - *closed*	aperto - *open*
2	chiuso - *closed*	chiuso - *closed*

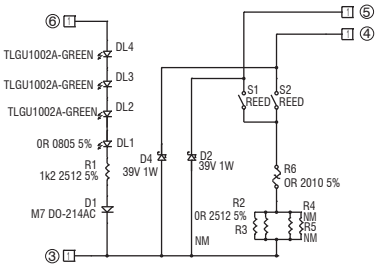

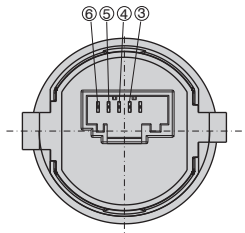

23.0214.0000

VERSIONE CON LED BIANCO
WHITE LED VERSION

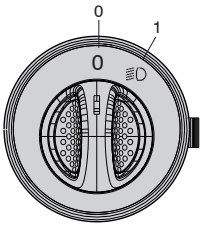

POSIZIONE *POSITION*	TABELLA DI STATO / STATUS TAB OUTPUT ⑤
0	aperto - *open*
1	chiuso - *closed*

CADUTA DI TENSIONE MASSIMA / *MAX VOLTAGE DROP:* 0,86V
CORRENTE MASSIMA / *MAX CURRENT:* 15mA

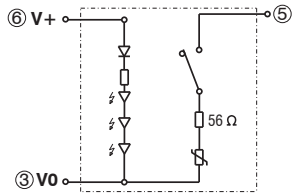

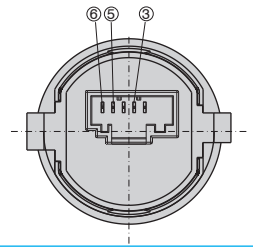

- **Regolatore assetto fari**
  Corpo in pc - rotella in pa silicati - basetta con connettore integrato tipo amp mqs 4 vie adatto a ricevere connettore maschio mqs 50402 3022dc - ideogrammi colore bianco inciso a laser.

- ***Thumbwheel potentiometer device***
  Pc housing - mineral filled pa wheel - terminal board with 4 ways mqs amp integrated connector suitable for amp mqs 50402 3022dc male connector - white colour laser engraved icons.

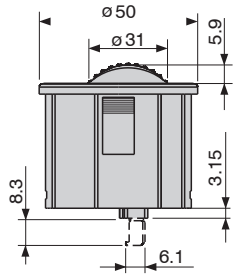

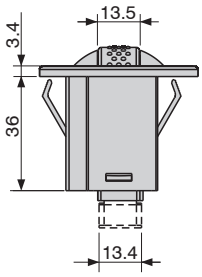

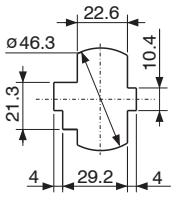

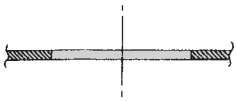

1,5 ÷ 4mm
SPESSORE CRUSCOTTO
DASHBOARD THICKNESS

23.0164.0000

VERSIONE CON LED VERDE
GREEN LED VERSION
24V

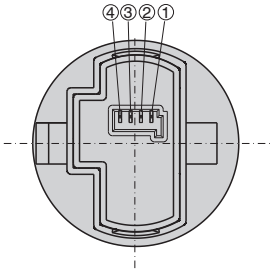

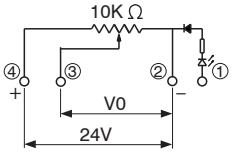

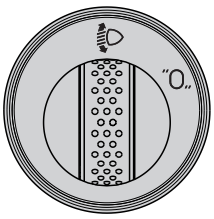

Valori di tensione "V" agli estremi

0°	V0< 1,9V
110°	22.1V<Vmax <24V

Caratteristiche del potenziometro:
- La tolleranza sulla resistenza è di ±20%
- La tolleranza meccanica è di ±2.1° (Misurata sulla manopola)
- La tolleranza elettrica è di ±9° (Misurata sulla manopola)
- Resistenza residua <50Ω
- Incertezza del valore in funzione della posizione <3%

Voltage values "V" at the ends of the circuit

0°	*V0< 1,9V*
110°	*22.1V<Vmax <24V*

Potentiometer features:
- *Ohmic tolerance: ±20%*
- *Mechanical tolerance: ±2.1° (Measured on the wheel)*
- *Electric tolerance: ±9° (Measured on the wheel)*
- *End resistance <50Ω*
- *Dynamic noise <3%*

23.0187.0000

VERSIONE CON LED BIANCO
WHITE LED VERSION
24V

23.0199.0000

VERSIONE CON LED VERDE
GREEN LED VERSION
12V

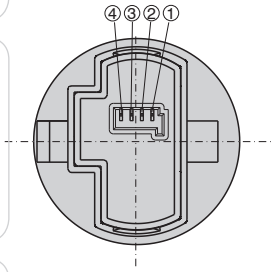

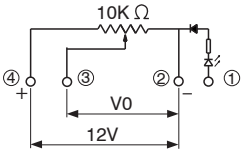

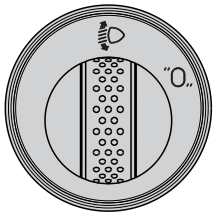

Valori di tensione "V" agli estremi

0°	V0< 1,9V
110°	11.1V<Vmax <12V

Caratteristiche del potenziometro:
- La tolleranza sulla resistenza è di ±20%
- La tolleranza meccanica è di ±2.1° (Misurata sulla manopola)
- La tolleranza elettrica è di ±9° (Misurata sulla manopola)
- Resistenza residua <50Ω
- Incertezza del valore in funzione della posizione <3%

Voltage values "V" at the ends of the circuit

0°	*V0< 1,9V*
110°	*11.1V<Vmax <12V*

Potentiometer features:
- *Ohmic tolerance: ±20%*
- *Mechanical tolerance: ±2.1° (Measured on the wheel)*
- *Electric tolerance: ±9° (Measured on the wheel)*
- *End resistance <50Ω*
- *Dynamic noise <3%*

23.0184.0000

VERSIONE CON LED VERDE
GREEN LED VERSION
24V

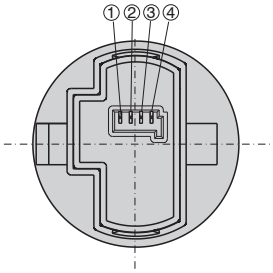

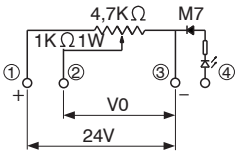

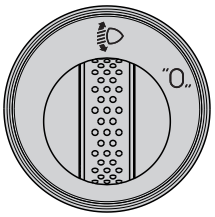

Valori di tensione "V" agli estremi

0°	V0< 1,9V
110°	22.1V<Vmax <24V

Caratteristiche del potenziometro:
- La tolleranza sulla resistenza è di ±20%
- La tolleranza meccanica è di ±2.1° (Misurata sulla manopola)
- La tolleranza elettrica è di ±9° (Misurata sulla manopola)
- Resistenza residua <50Ω
- Incertezza del valore in funzione della posizione <3%

Voltage values "V" at the ends of the circuit

0°	*V0< 1,9V*
110°	*22.1V<Vmax <24V*

Potentiometer features:
- *Ohmic tolerance: ±20%*
- *Mechanical tolerance: ±2.1° (Measured on the wheel)*
- *Electric tolerance: ±9° (Measured on the wheel)*
- *End resistance <50Ω*
- *Dynamic noise <3%*

23.0189.0000

VERSIONE CON LED VERDE
GREEN LED VERSION
24V

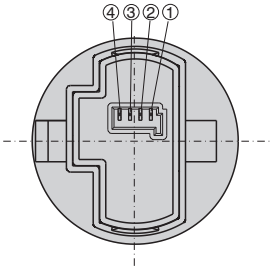

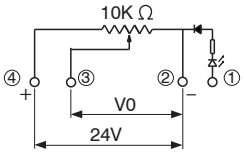

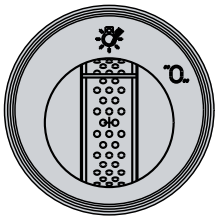

Valori di tensione "V" agli estremi

0°	V0< 1,9V
110°	22.1V<V max <24V

Caratteristiche del potenziometro:
- La tolleranza sulla resistenza è di ±20%
- La tolleranza meccanica è di ±2.1° (Misurata sulla manopola)
- La tolleranza elettrica è di ±9° (Misurata sulla manopola)
- Resistenza residua <50Ω
- Incertezza del valore in funzione della posizione <3%

Voltage values "V" at the ends of the circuit

0°	*V0< 1,9V*
110°	*22.1V<Vmax <24V*

Potentiometer features:
- *Ohmic tolerance: ±20%*
- *Mechanical tolerance: ±2.1° (Measured on the wheel)*
- *Electric tolerance: ±9° (Measured on the wheel)*
- *End resistance <50Ω*
- *Dynamic noise <3%*

23.0201.0000

VERSIONE CON LED VERDE
GREEN LED VERSION
24V

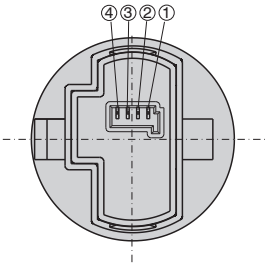

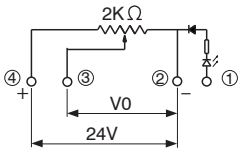

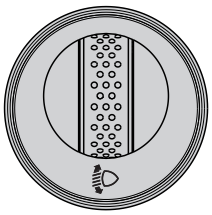

Valori di tensione "V" agli estremi

0°	V0< 1,9V
110°	22.1V<Vmax <24V

Caratteristiche del potenziometro:
- La tolleranza sulla resistenza è di ±20%
- La tolleranza meccanica è di ±2.1° (Misurata sulla manopola)
- La tolleranza elettrica è di ±9° (Misurata sulla manopola)
- Resistenza residua <50Ω
- Incertezza del valore in funzione della posizione <3%

Voltage values "V" at the ends of the circuit

0°	*V0< 1,9V*
110°	*22.1V<Vmax <24V*

Potentiometer features:
- *Ohmic tolerance: ±20%*
- *Mechanical tolerance: ±2.1° (Measured on the wheel)*
- *Electric tolerance: ±9° (Measured on the wheel)*
- *End resistance <50Ω*
- *Dynamic noise <3%*

23.0208.0000

VERSIONE CON LED VERDE
GREEN LED VERSION
24V

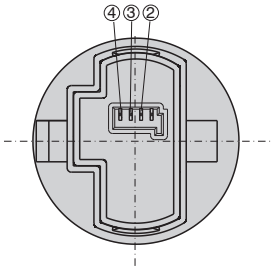

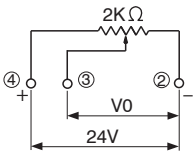

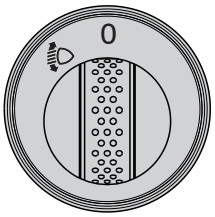

Valori di tensione "V" agli estremi

0°	V0< 1,9V
110°	22.1V<Vmax <24V

Caratteristiche del potenziometro:
- La tolleranza sulla resistenza è di ±20%
- La tolleranza meccanica è di ±2.1° (Misurata sulla manopola)
- La tolleranza elettrica è di ±9° (Misurata sulla manopola)
- Resistenza residua <50Ω
- Incertezza del valore in funzione della posizione <3%

Voltage values "V" at the ends of the circuit

0°	*V0< 1,9V*
110°	*22.1V<Vmax <24V*

Potentiometer features:
- *Ohmic tolerance: ±20%*
- *Mechanical tolerance: ±2.1° (Measured on the wheel)*
- *Electric tolerance: ±9° (Measured on the wheel)*
- *End resistance <50Ω*
- *Dynamic noise <3%*

- **Interruttori rotativi per comando P.T.O.**
- ***Rotating P.T.O. switches***

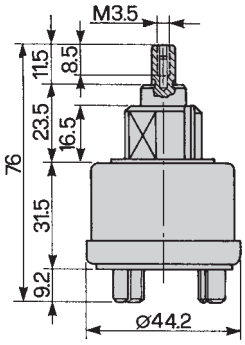

OPZIONI DI FORATURA
FIXING OPTIONS

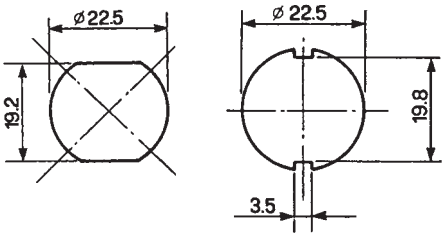

23.116.000

Interruttore rotativo per comando P.T.O.
Rotating P.T.O. switch

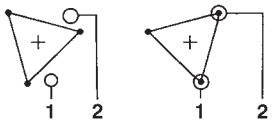

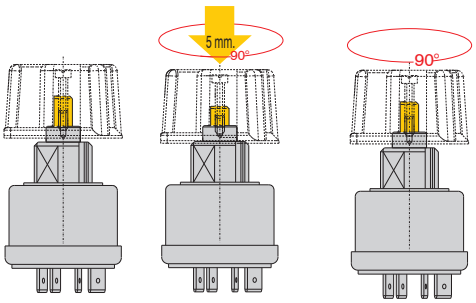

Premere per 5 mm. prima di effettuare la manovra di rotazione

Press 5 mm. before turning it

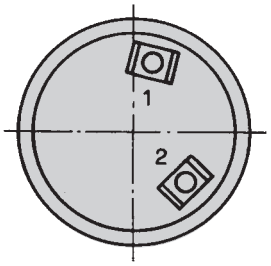

POSIZIONE CHIAVE *KEY POSITION*	COLLEGAMENTO *CONNECTION*	CORRENTE MAX 12V *MAX CURRENT 12V*	TEMPO MAX COLL. *MAX CONNEC. TIME*	FUNZIONE *FUNCTION*
0	-	-	-	-
1	1 - 2	25 A	∞	-

23.117.000 23.131.000

Interruttori rotativi per comando P.T.O.
Rotating P.T.O. switches

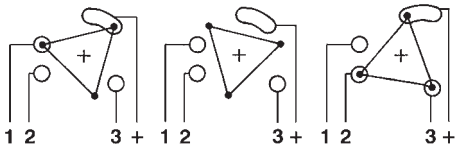

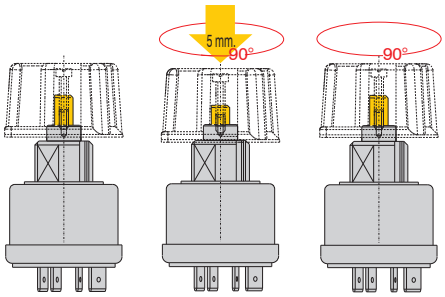

Premere per 5 mm. prima di effettuare la manovra di rotazione

Press 5 mm. before turning it

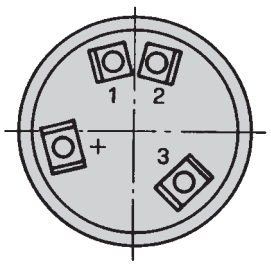

POSIZIONE CHIAVE *KEY POSITION*	COLLEGAMENTO *CONNECTION*	CORRENTE MAX 12V *MAX CURRENT 12V*	TEMPO MAX COLL. *MAX CONNEC. TIME*	FUNZIONE *FUNCTION*
0	+ - 1	25A	∞	-
1	-	-	-	-
2	+ - 2 + - 3	25A 25A	∞ ∞	-

23.119.000

23.119.200

Completo di manopola gialla
With yellow knob

23.0159.0000

Completo di manopola rossa
With red knob

Interruttori rotativi per comando P.T.O. con sblocco rapido
Rotating P.T.O. switches with quick self-reset

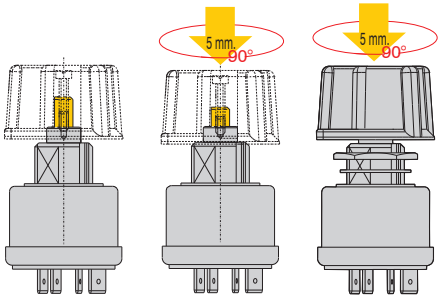

Premere per 5 mm. prima di effettuare la manovra di rotazione

Press 5 mm. before turning it

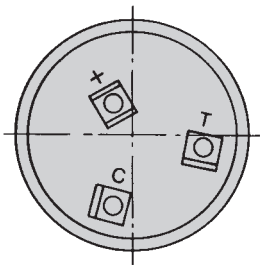

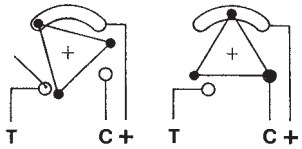

POSIZIONE CHIAVE *KEY POSITION*	COLLEGAMENTO *CONNECTION*	CORRENTE MAX 12V *MAX CURRENT 12V*	TEMPO MAX COLL. *MAX CONNEC. TIME*	FUNZIONE *FUNCTION*
0	+T	8A	3"	-
1	+C	25A	∞	P.T.O.

23.121.000

Interruttore rotativo per comando P.T.O.
Rotating P.T.O. switch

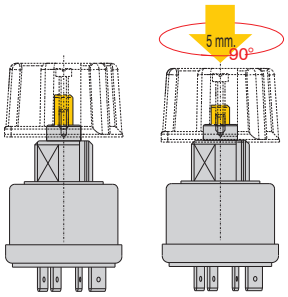

Premere per 5 mm. prima di effettuare la manovra di rotazione

Press 5 mm. before turning it

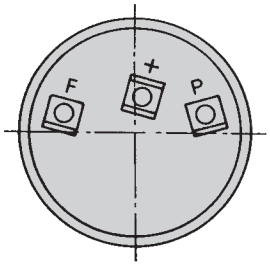

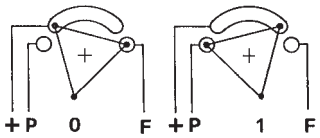

POSIZIONE CHIAVE *KEY POSITION*	COLLEGAMENTO *CONNECTION*	CORRENTE MAX 12V *MAX CURRENT 12V*	TEMPO MAX COLL. *MAX CONNEC. TIME*	FUNZIONE *FUNCTION*
0	+F	25A	∞	-
1	+P	25A	∞	P.T.O.

23.122.000

Interruttore rotativo per comando P.T.O. con sblocco rapido
Rotating P.T.O. switch with quick self-reset

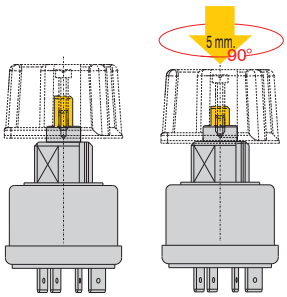

Premere per 5 mm. prima di effettuare la manovra di rotazione

Press 5 mm. before turning it

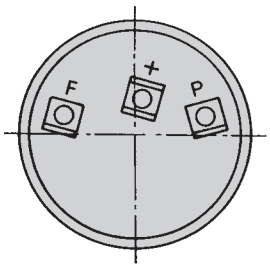

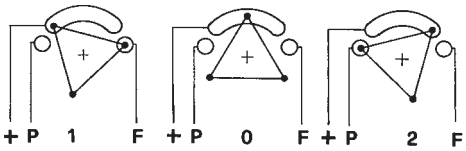

POSIZIONE CHIAVE *KEY POSITION*	COLLEGAMENTO *CONNECTION*	CORRENTE MAX 12V *MAX CURRENT 12V*	TEMPO MAX COLL. *MAX CONNEC. TIME*	FUNZIONE *FUNCTION*
0	-	-	-	-
1	+F	25A	∞	-
2	+P	25A	∞	P.T.O.

23.126.000

Interruttore rotativo per comando P.T.O. con sblocco rapido
Rotating P.T.O. switch with quick self-reset

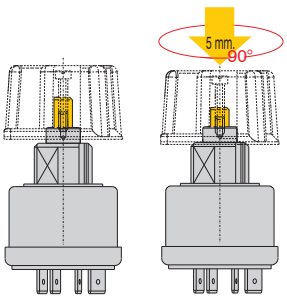

Premere per 5 mm. prima di effettuare la manovra di rotazione

Press 5 mm. before turning it

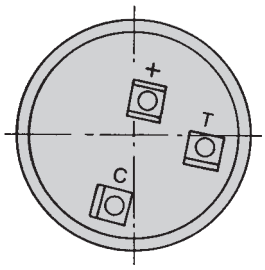

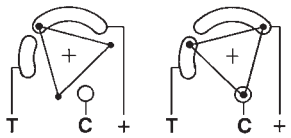

POSIZIONE CHIAVE *KEY POSITION*	COLLEGAMENTO *CONNECTION*	CORRENTE MAX 12V *MAX CURRENT 12V*	TEMPO MAX COLL. *MAX CONNEC. TIME*	FUNZIONE *FUNCTION*
0	+ T	8A	3"	-
1	+C	25A	∞	P.T.O.

• Interruttori a pulsante per comando presa di forza (P.T.O.)

Comandi per presa di forza (P.T.O) con pulsante di sicurezza per impedire l'inserimento accidentale e sgancio rapido di emergenza premendo la manopola. Le versioni con contatti d'ottone argentato possono pilotare fino a 3 Amp induttivi @12V e 1,5 Amp induttivi @24V; le versioni con contatti d'ottone dorato 10 mA @ 12/24V. Per aumentare il grado di protezione contro polvere o acqua sono disponibili versioni dotate di cappuccio in silicone.

SPECIFICHE:
Carico elettrico:
3 Amp ind. @ 12V - 1,5 Amp ind.@ 24V
Contatti ottone argentato
10 mA @ 12/24V
Contatti ottone dorato
Durata elettrica:
150.000 cicli a pieno carico
Materiale dei contatti:
Ottone argentato o dorato
Grado di protezione:
Lato manopola IP54
Con cappuccio in silicone IP66
Lato basetta IP43
Temperatura di funzionamento:
- 40°C a +85°C (- 40°F a +185°F)
Sistema di montaggio:
Su pannello con dado di nylon

• *P.T.O. Push-pull switches*

P.T.O. switches with safety push button as restart inhibitor and emergency quick self-reset pressing the knob.
Switches with silver-plated contacts accept loads up to 3 Amp inductive @12V and 1,5 Amp inductive @24V, switches with gold-plated contacts 10 mA @ 12/24V.
Special versions with silicone rubber cap are available in order to increase water and dust resistance.

SPECIFICATIONS:
Electrical load:
3 Amp ind. @ 12V - 1,5 Amp ind. @ 24V
Silver-plated brass contacts
10 mA @ 12/24V
Gold-plated brass contacts
Electrical life:
150,000 cycles at full load
Contacts material:
Silver or gold-plated brass
Sealing:
Top end IP54
With silicone rubber cap IP66
Bottom end IP43
Operating temperature:
- 40°C to +85°C (- 40°F to +185°F)
Assembly:
On the panel by nylon nut

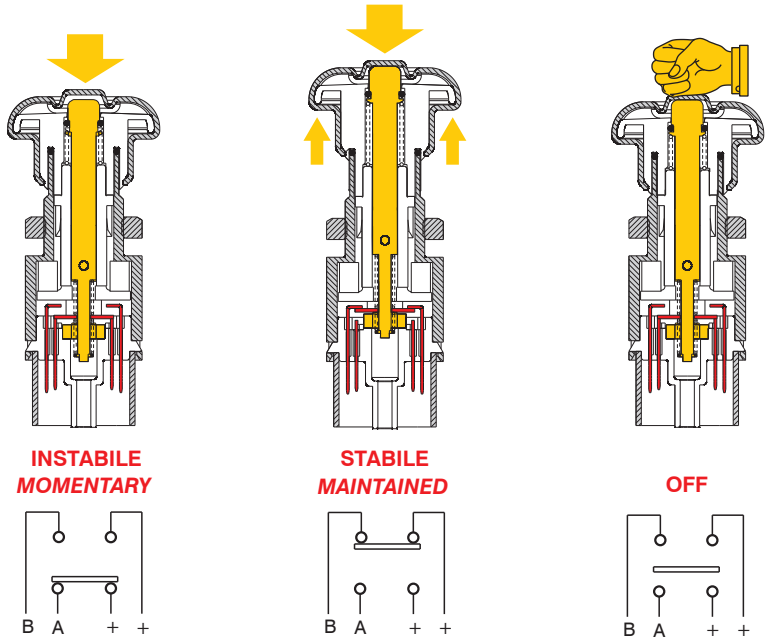

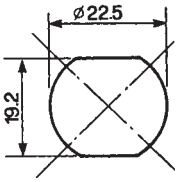

23.129.000

Con cappuccio trasparente e manopola rossa
With transparent cap and red grip handle

23.0172.0000

Con cappuccio rosso
With red cap

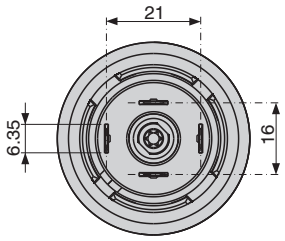

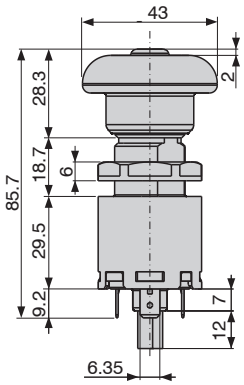

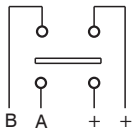

23.146.000

Con cappuccio
With cap

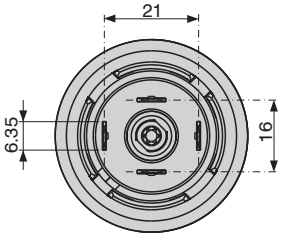

23.146.500

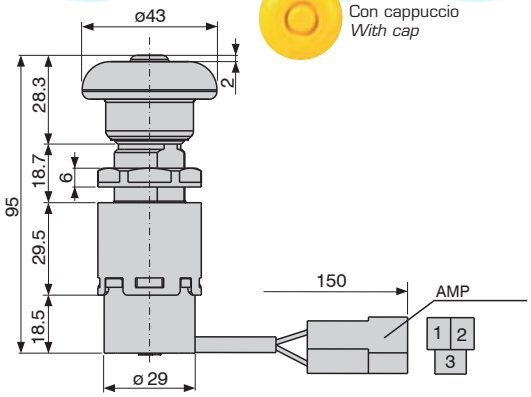

OPTIONAL:
30.16.02714
30.17.02178

23.0155.0000

Contatti dorati
Gold-plated contacts

Con cappuccio
With cap

23.0155.0500

Contatti dorati
Gold-plated contacts

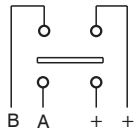

23.0215.0000

Contatti dorati
Gold-plated contacts

Con cappuccio
With cap

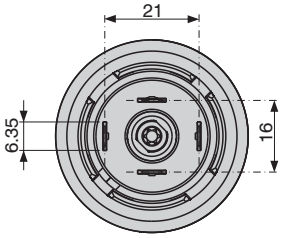

23.0215.0500

Contatti dorati
Gold-plated contacts

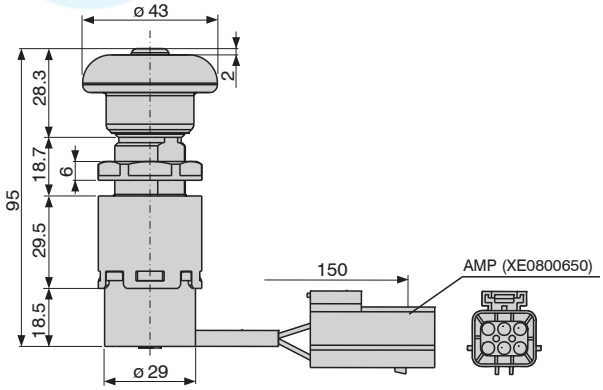

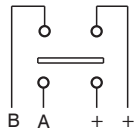

23.128.000

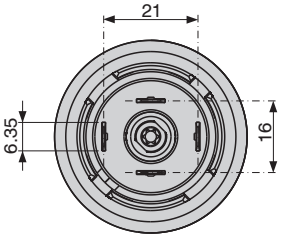

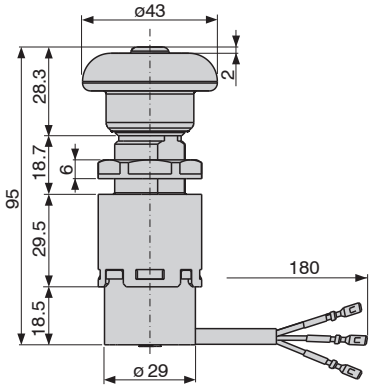

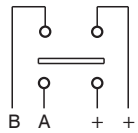

23.133.000

Con cappuccio
With cap

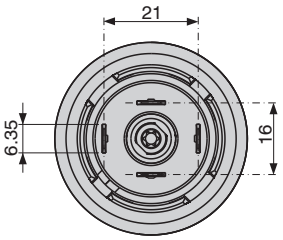

23.133.500

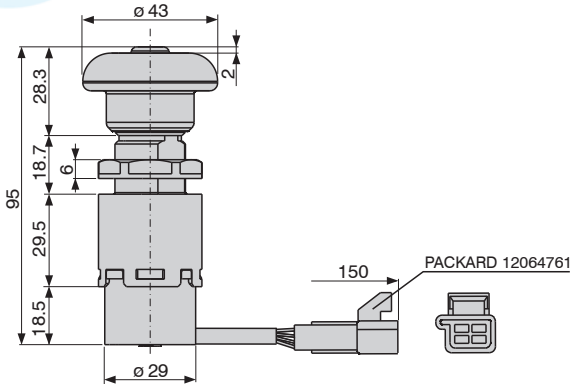

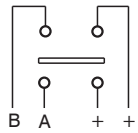

23.0152.0000

Con cappuccio
With cap

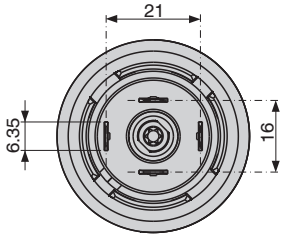

23.0152.0500

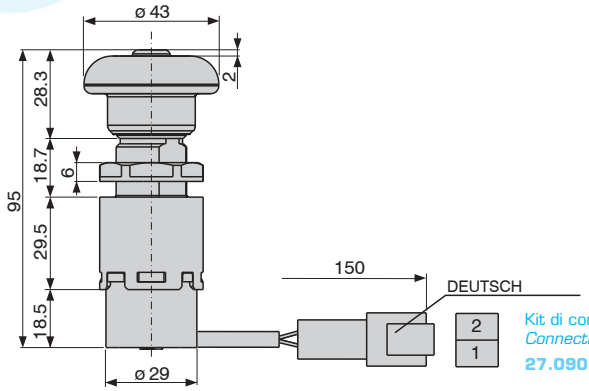

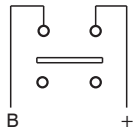

Kit di connessione DEUTSCH 2 VIE
Connection kit 2 PINS DEUTSCH
27.0909.0000

23.132.000

Con cappuccio
With cap

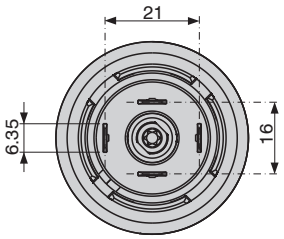

23.132.500

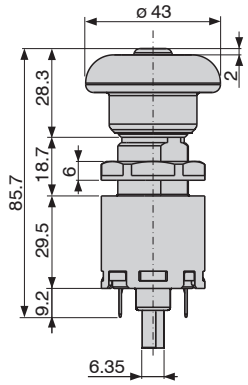

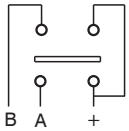

23.0153.0000

Con cappuccio
With cap

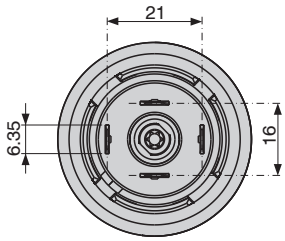

23.0153.0500

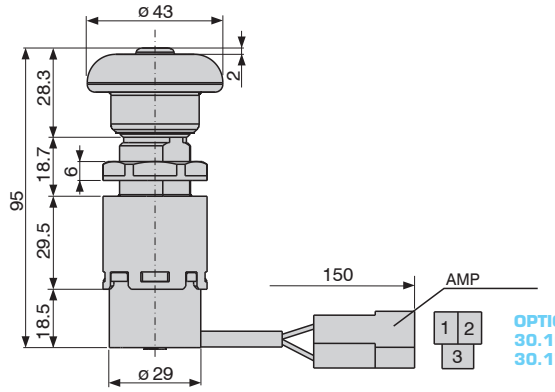

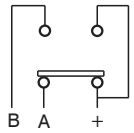

OPTIONAL:
30.16.02714
30.17.02178

23.135.000

Con cappuccio
With cap

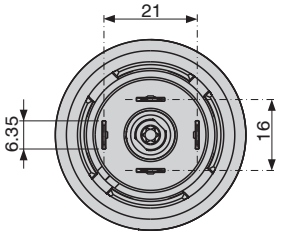

23.135.500

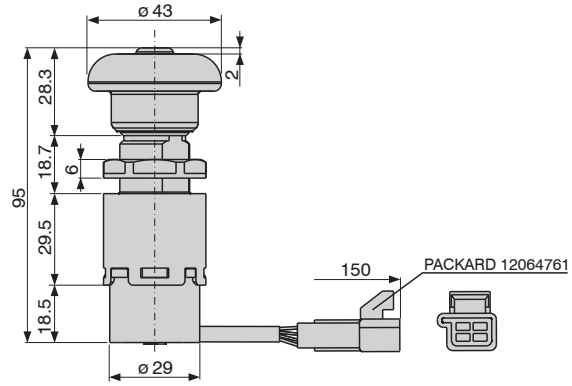

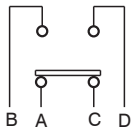

23.0178.0000

Con cappuccio
With cap

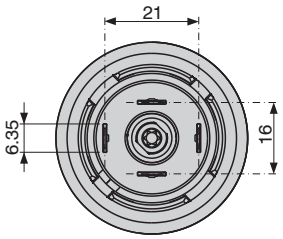

23.0178.0500

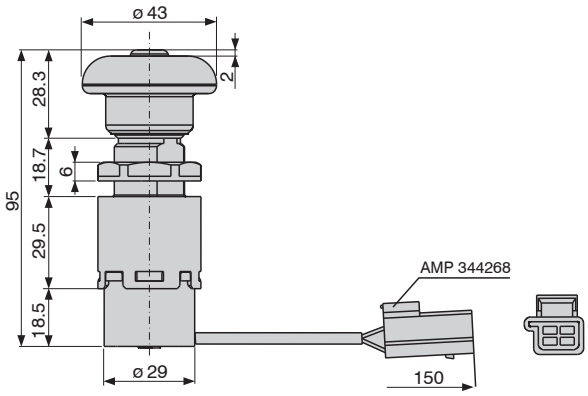

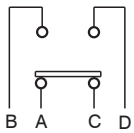

23.0200.0000

Con cappuccio
With cap

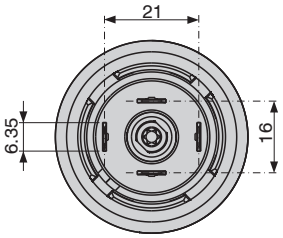

23.0200.0500

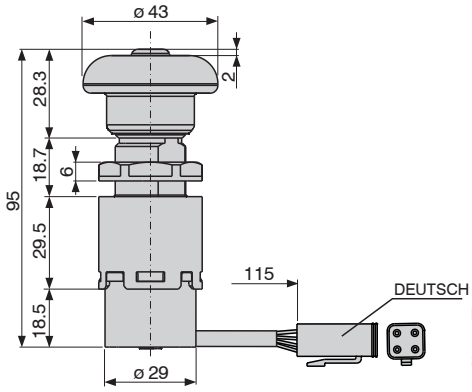

Kit di connessione DEUTSCH 4 VIE
Connection kit 4 PINS DEUTSCH
27.0907.5000

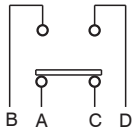

23.0203.0000

Con cappuccio
With cap

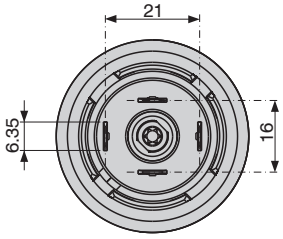

23.0203.0500

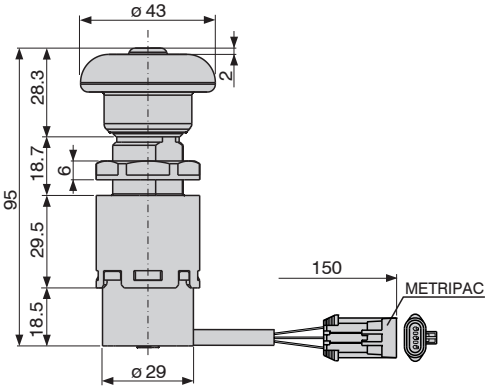

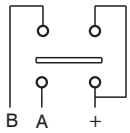

• Interruttori a pulsante per comando presa di forza (P.T.O.)

Comandi per presa di forza (P.T.O) con pulsante di sicurezza per impedire l'inserimento accidentale e sgancio rapido di emergenza premendo la manopola. Le versioni con contatti d'ottone argentato possono pilotare fino a 3 Amp induttivi @12V e 1,5 Amp induttivi @24V; le versioni con contatti d'ottone dorato 10 mA @ 12/24V.

SPECIFICHE
Carico elettrico:
3 amp ind. @ 12V - 1,5 Amp ind.@ 24V
Contatti ottone argentato
10 mA @ 12/24V
Contatti ottone dorato
Durata elettrica:
150.000 cicli a pieno carico
Materiale dei contatti:
Ottone argentato o dorato
Grado di protezione:
Lato manopola IP64
Lato basetta IP43
Temperatura di esercizio:
- 40°C a +85°C (- 40°F a +185°F)
Sistema di montaggio:
Su pannello con dado di nylon

• *P.T.O. Push-pull switches*

P.T.O. switches with safety push button as restart inhibitor and emergency quick self-reset pressing the knob.
Switches with silver-plated contacts accept loads up to 3 Amp inductive @12V and 1,5 Amp inductive @24V, switches with gold-plated contacts 10 mA @ 12/24V.

SPECIFICATIONS:
Electrical load:
3 amp ind. @ 12V - 1,5 Amp ind. @ 24V
Silver-plated brass contacts
10 mA @ 12/24V
Gold-plated brass contacts
Electrical life:
150,000 cycles at full load
Contacts material:
Silver or gold-plated brass
Sealing:
Top end IP64
Bottom end IP43
Operating temperature range:
- 40°C to +85°C (- 40°F to +185°F)
Assembly:
On the panel by nylon nut

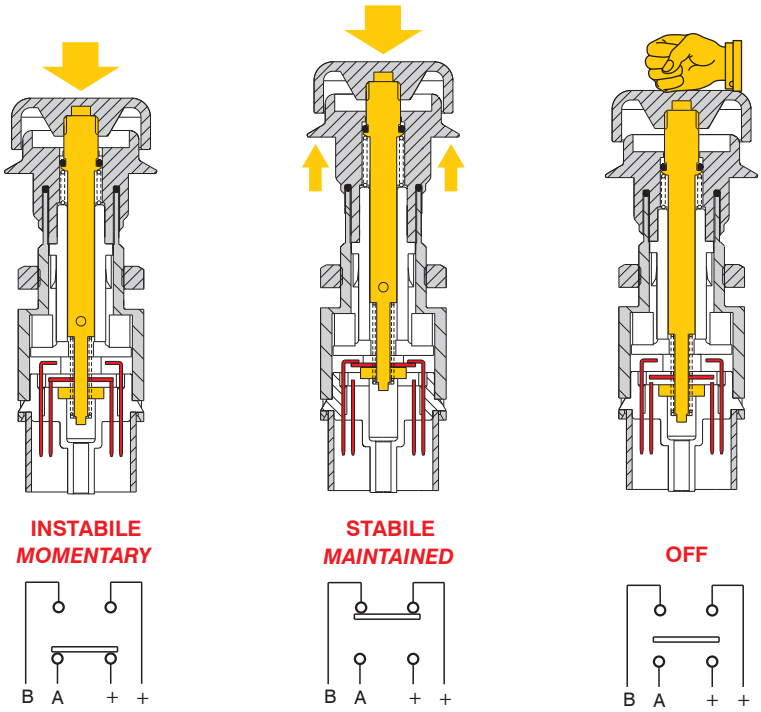

23.138.000

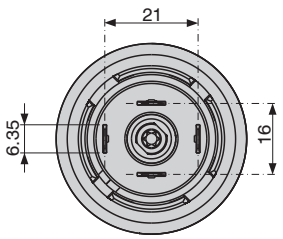

23.0161.0000

Contatti dorati
Gold-plated contacts

23.0167.0000

Con cappuccio
With cap

23.0180.0000

Con cappuccio
With cap

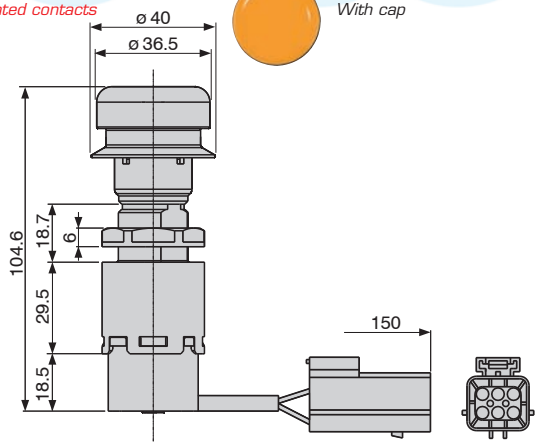

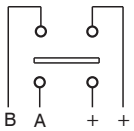

23.136.000

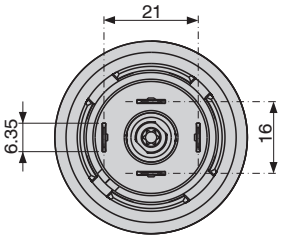

23.0160.0000

Contatti dorati
Gold-plated contacts

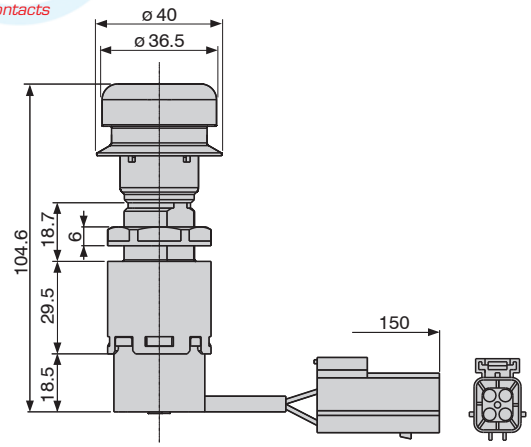

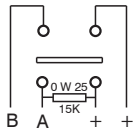

23.0162.0000

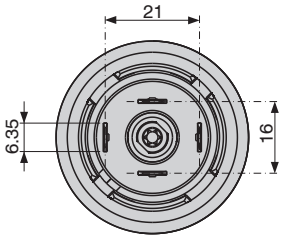

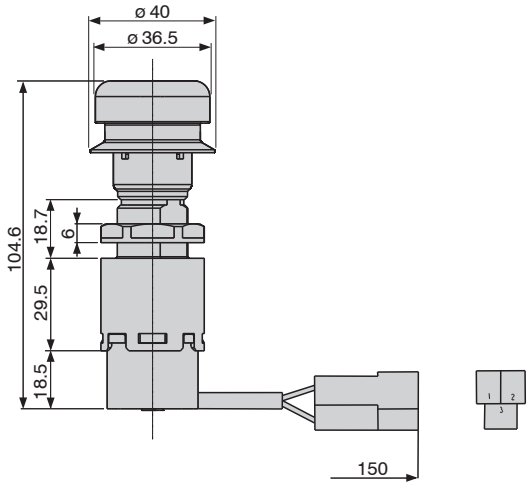

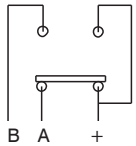

OPTIONAL:
30.16.02714
30.17.02178

23.0170.0000

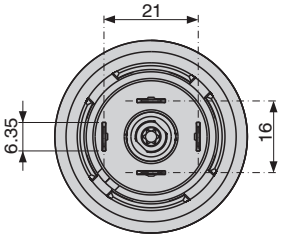

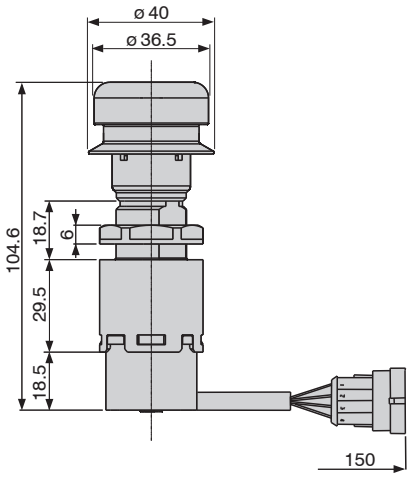

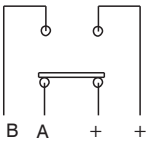

Kit di connessione S/SEAL 4 VIE
Connection kit 4 PINS S/SEAL
27.0906.0000

23.0174.0000

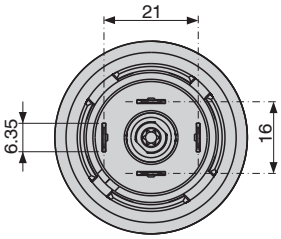

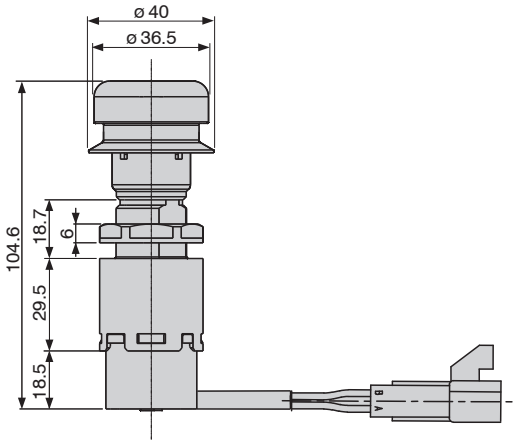

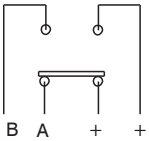

• Interruttori a pulsante per comando presa di forza (P.T.O.)

Comandi per presa di forza (P.T.O) con pulsante di sicurezza per impedire l'inserimento accidentale e sgancio rapido di emergenza premendo la manopola. Le versioni con contatti d'ottone argentato possono pilotare fino a 3 Amp induttivi @12V e 1,5 Amp induttivi @24V; le versioni con contatti d'ottone dorato 10 mA @ 12/24V.

SPECIFICHE
Carico elettrico:
3 amp ind. @ 12V - 1,5 Amp ind.@ 24V
Contatti ottone argentato
10 mA @ 12/24V
Contatti ottone dorato
Durata elettrica:
150.000 cicli a pieno carico
Materiale dei contatti:
Ottone argentato o dorato
Grado di protezione:
Lato manopola IP64
Lato basetta IP43
Temperatura di funzionamento:
- 40°C a +85°C (- 40°F a +185°F)
Sistema di montaggio:
Su pannello con dado di nylon

• *P.T.O. Push-pull switches*

P.T.O. switches with safety push button as restart inhibitor and emergency quick self-reset pressing the knob.
Switches with silver-plated contacts accept loads up to 3 Amp inductive @12V and 1,5 Amp inductive @24V, switches with gold-plated contacts 10 mA @ 12/24V.

SPECIFICATIONS:
Electrical load:
3 amp ind. @ 12V - 1,5 Amp ind. @ 24V
Silver-plated brass contacts
10 mA @ 12/24V
Gold-plated brass contacts
Electrical life:
150,000 cycles at full load
Contacts material:
Silver or gold-plated brass
Sealing:
Top end IP64
Bottom end IP43
Operating temperature:
- 40°C to +85°C (- 40°F to +185°F)
Assembly:
On the panel by nylon nut

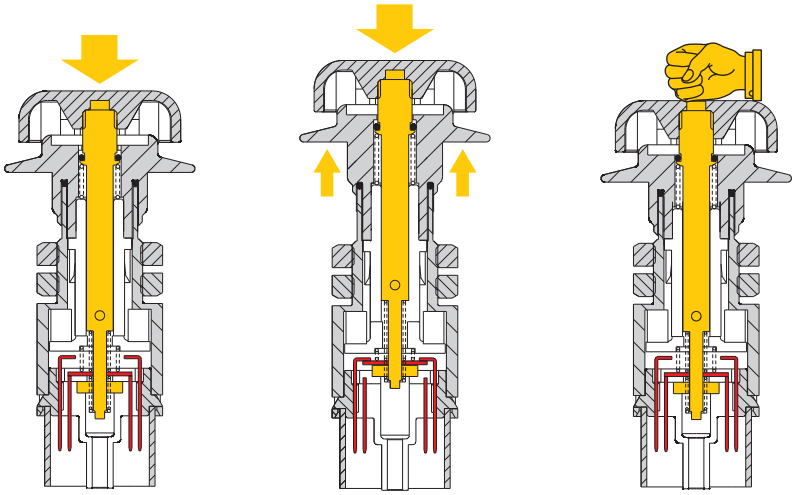

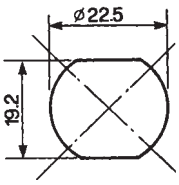

23.148.000

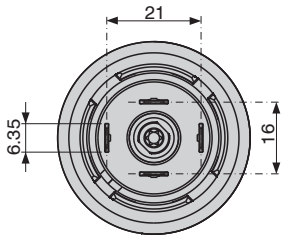

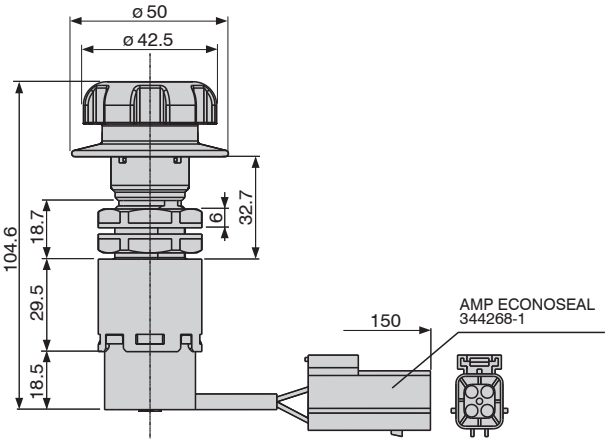

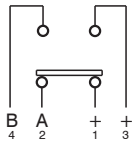

• Interruttori a pulsante per comando presa di forza (P.T.O.)

Comandi per presa di forza (P.T.O) con pulsante di sicurezza per impedire l'inserimento accidentale e sgancio rapido di emergenza premendo la manopola. Le versioni con contatti d'ottone argentato possono pilotare fino a 3 Amp induttivi @12V e 1,5 Amp induttivi @24V; le versioni con contatti d'ottone dorato 10 mA @ 12/24V.

SPECIFICHE
Carico elettrico:
3 amp ind. @ 12V - 1,5 Amp ind.@ 24V
Contatti ottone argentato
10 mA @ 12/24V
Contatti ottone dorato
Durata elettrica:
150.000 cicli a pieno carico
Materiale dei contatti:
Ottone argentato o dorato
Grado di protezione:
Lato manopola IP64
Lato basetta IP43
Temperatura di funzionamento:
- 40°C a +85°C (- 40°F a +185°F)
Sistema di montaggio:
Su pannello con dado di nylon

• *P.T.O. Push-pull switches*

P.T.O. switches with safety push button as restart inhibitor and emergency quick self-reset pressing the knob.
Switches with silver-plated contacts accept loads up to 3 Amp inductive @12V and 1,5 Amp inductive @24V, switches with gold-plated contacts 10 mA @ 12/24V.

SPECIFICATIONS:
Electrical load:
3 amp ind. @ 12V - 1,5 Amp ind. @ 24V
Silver-plated brass contacts
10 mA @ 12/24V
Gold-plated brass contacts
Electrical life:
150,000 cycles at full load
Contacts material:
Silver or gold-plated brass
Sealing:
Top end IP64
Bottom end IP43
Operating temperature:
- 40°C to +85°C (- 40°F to +185°F)
Assembly:
On the panel by nylon nut

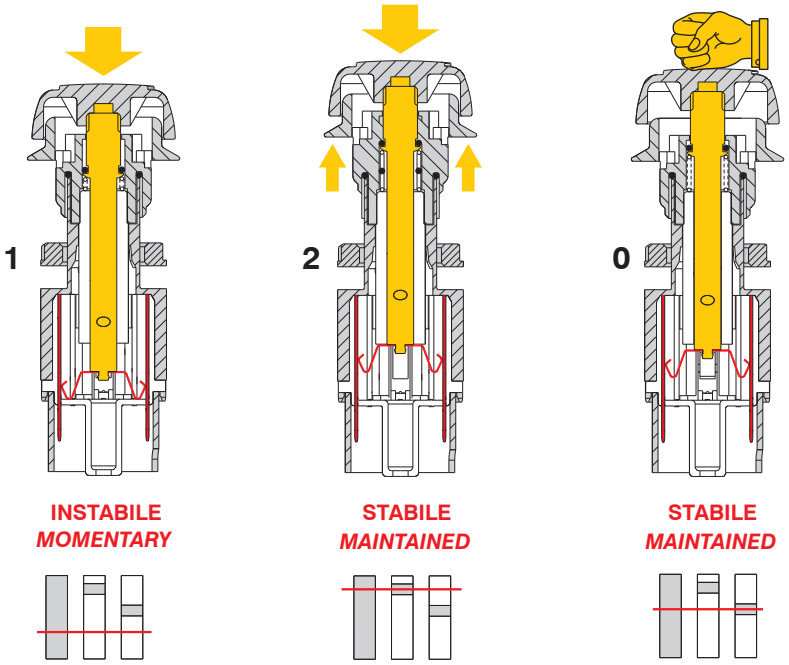

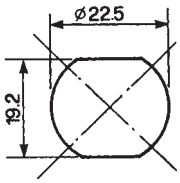

23.139.000

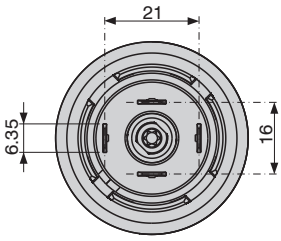

23.0198.0000

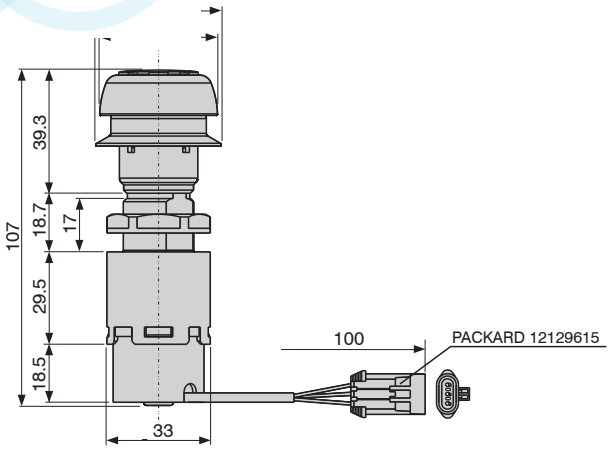

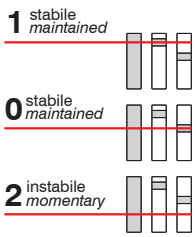

23.142.000

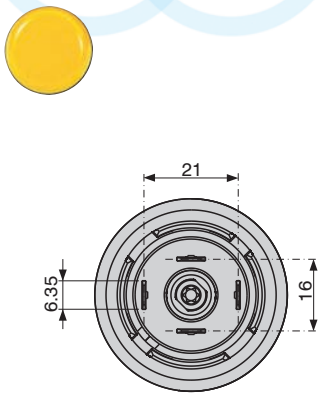

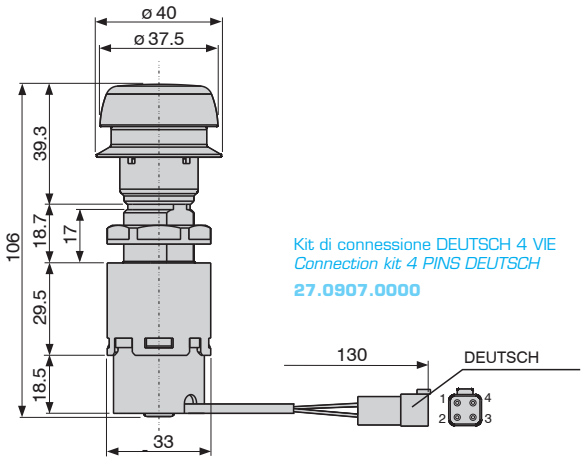

Kit di connessione DEUTSCH 4 VIE
Connection kit 4 PINS DEUTSCH
27.0907.0000

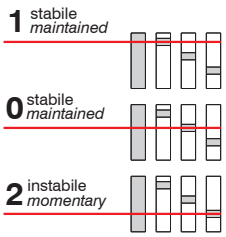

23.0171.0000

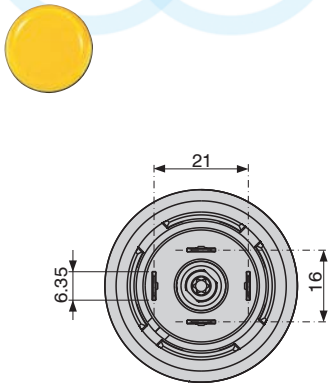

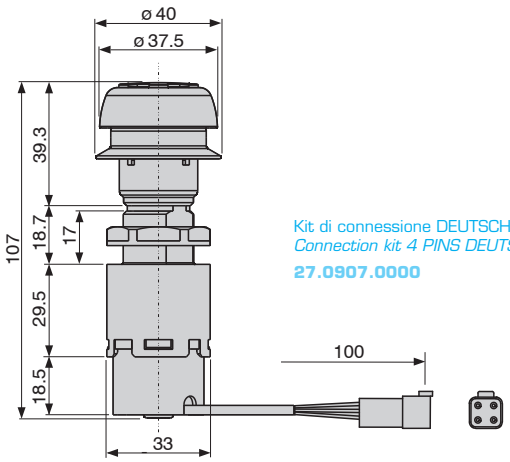

Kit di connessione DEUTSCH 4 VIE
Connection kit 4 PINS DEUTSCH
27.0907.0000

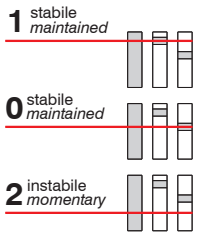

23.0183.0000

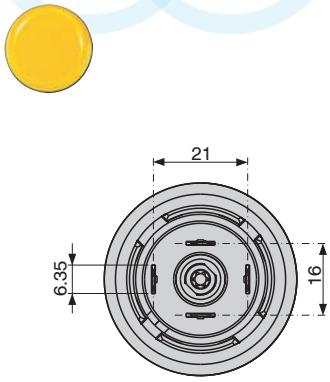

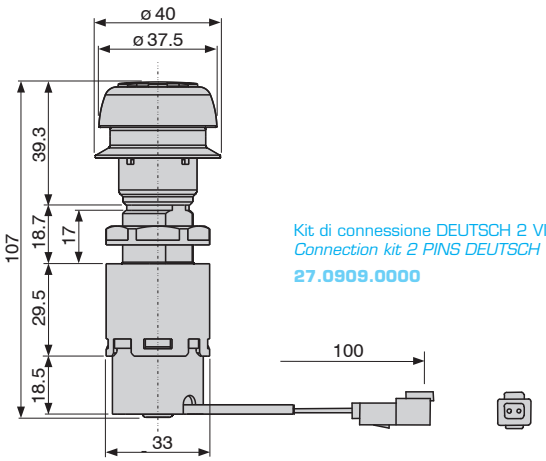

Kit di connessione DEUTSCH 2 VIE
Connection kit 2 PINS DEUTSCH
27.0909.0000

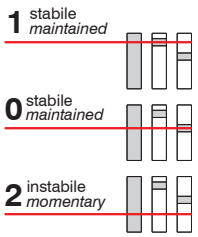

23.0204.0000

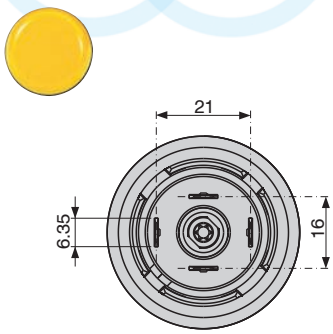

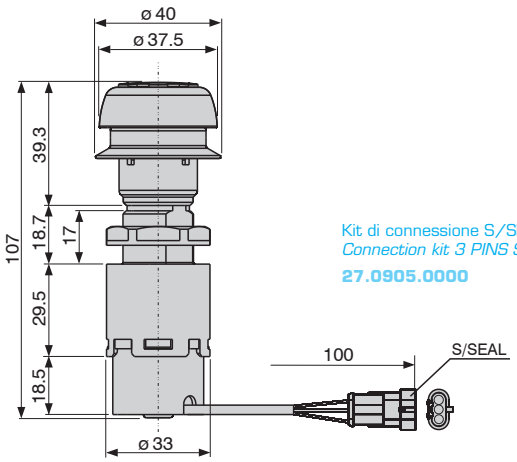

Kit di connessione S/SEAL 3 VIE
Connection kit 3 PINS S/SEAL
27.0905.0000

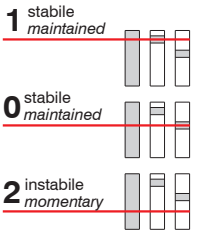

23.0197.0000

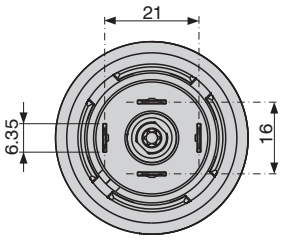
21
6.35
16

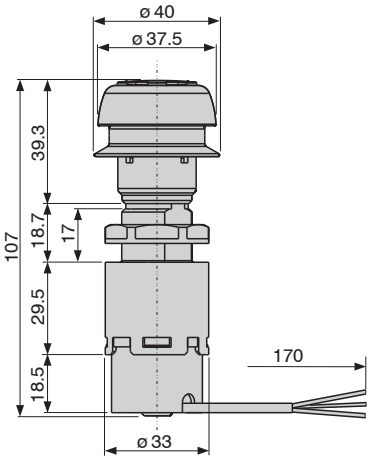
ø 40
ø 37.5
107
39.3
18.7
17
29.5
18.5
170
ø 33

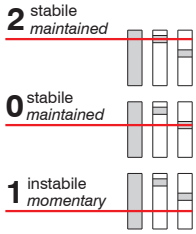
2 stabile
maintained
0 stabile
maintained
1 instabile
momentary

- **Accessori**
- ***Accessories***

14.100.050

14.109.108

doppia / *double* 14.112.300

14.126.200

doppia / *double* 14.126.300

14.121.400

doppia / *double* 14.121.500

14.121.600

14.121.700

14.188.213

doppia / *double* 14.188.300

14.193.213

doppia / *double* 14.193.300

14.191.213

doppia / *double* 14.191.300

14.300.213

doppia / double 14.300.300
#1,8 mm - 14603 KEY COD

14.309.213

doppia / *double* 14.309.300
#1,8 mm - 14603 KEY COD

14.308.300

#1,8 mm - 14603 KEY COD

14.0300.0020

doppia / *double* 14.300.0050
#1,8 mm - 14603 KEY COD

14.0300.0120

doppia / *double* 14.300.0150
#1,8 mm - 14603 KEY COD

14.0328.0020

#2,2 mm - 45 KEY COD variabili

14.0360.0025

#2,2 mm - 45 KEY COD variabili

14.0431.0211

cilindretto con chiave / *key barrel*
#3 mm

14.109.001

Cappuccio per interruttore avviamento
Cap for ignition switch

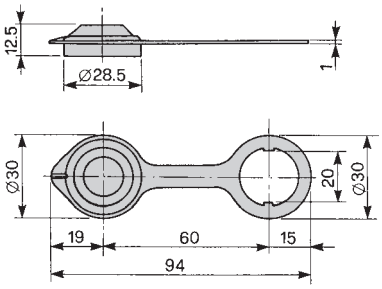

14.109.005

Coperchio snodato per commutatori avviamento foratura 22,5 mm.
Articulated cover for ignition switches fixing hole 22,5 mm.

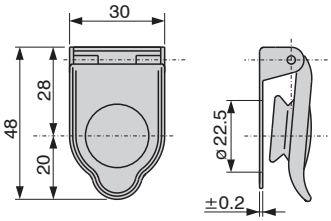

14.156.500

Coperchio snodato per commutatori avviamento foratura 26,5 mm.
Articulated cover for ignition switches fixing hole 26,5 mm

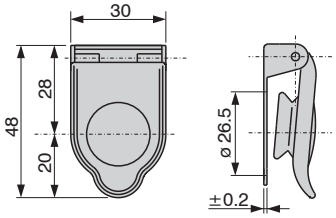

14.0322.0500

Coperchio snodato per commutatori avviamento foratura 26,5 mm.
Articulated cover for ignition switches fixing hole 26,5 mm

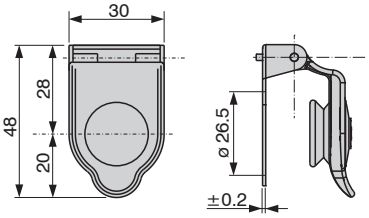

14.156.004

Connettore per capocorda femmina 6,35 mm.
con linguetta
Connector for female terminal 6,35 mm. with tab

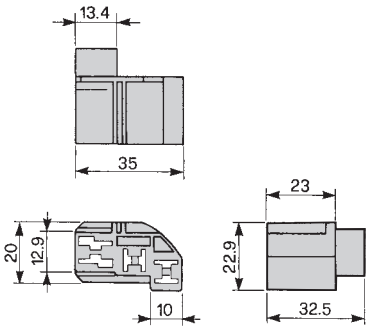

14.156.005

4 vie
4 pins

Connettore per capocorda femmina 9,5 mm.
con linguetta
Connector for female terminal 9,5 mm. with tab

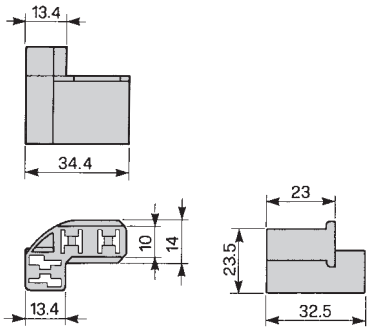

23.100.004

Cappuccio di protezione posteriore
Rear protection cap

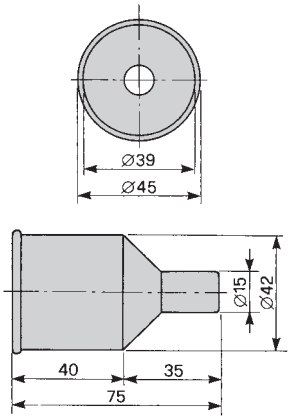

30.03.04051

Adattatore per commutatori avviamento
foratura 26,5 mm.
Adapter for ignition switches
fixing hole 26,5 mm.

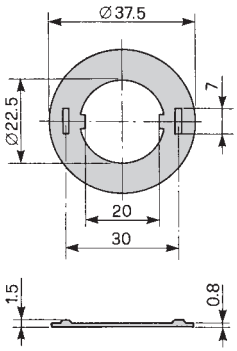

30.03.03835

Adattatore per commutatori avviamento
foratura 22,5 mm.
Adapter for ignition switches
fixing hole 22,5 mm.

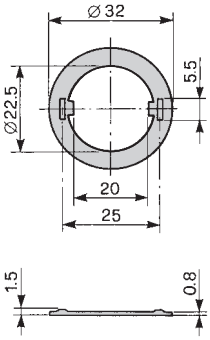

30.16.04275

7 vie
7 pins

Connettore per capocorda femmina 6,35 mm.
con linguetta
Connector for female terminal 6,35 mm. with tab

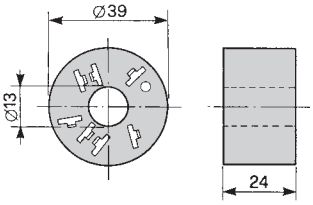

30.16.06571

3 vie
3 pins

Connettore per capocorda femmina 6,35 mm.
con linguetta
Connector for female terminal 6,35 mm. with tab



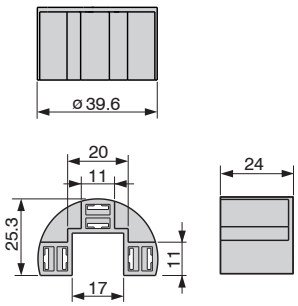

30.16.06570

4 vie
4 pins

Connettore per capocorda femmina 9,5 mm.
con linguetta
Connector for female terminal 9,5 mm. with tab

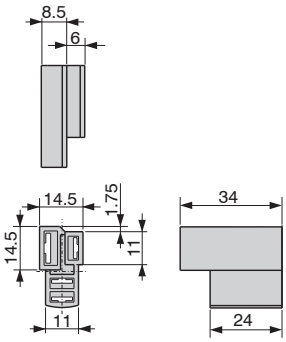

30.16.03949

5 vie
5 pins

Connettore per capocorda femmina 9,5 mm.
Connector for female terminal 9,5 mm.

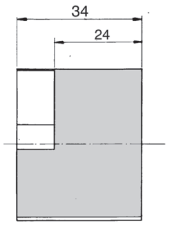

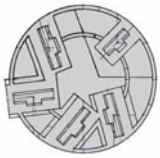

30.16.05594

7 vie
7 pins

Connettore per capocorda femmina 9,5 mm.
Connector for female terminal 9,5 mm.

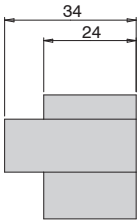

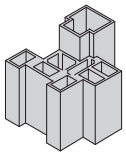

30.16.06249

7 vie
7 pins

Connettore per capocorda femmina 9,5 mm.
con linguetta
Connector for female terminal 9,5 mm. with tab

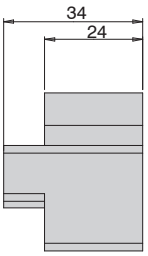

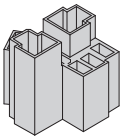

30.16.07403

6 vie
6 pins

Connettore per capocorda femmina 9,5 mm.
con linguetta
Connector for female terminal 9,5 mm. with tab

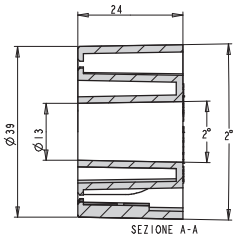

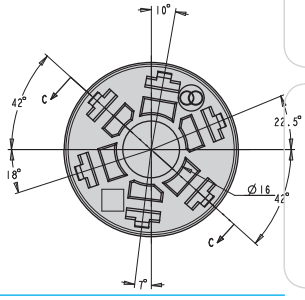

27.0905.0000

3 vie
3 pins

Kit di connessione **S/SEAL 3 VIE**
*Connection kit **3 PINS S/SEAL***

27.0906.0000

Kit di connessione **S/SEAL 4 VIE**
*Connection kit **4 PINS S/SEAL***

27.0909.0000

Kit di connessione **DEUTSCH 2 VIE**
*Connection kit **2 PINS DEUTSCH***

27.0907.0000

Kit di connessione **DEUTSCH 4 VIE**
*Connection kit **4 PINS DEUTSCH***

30.16.02714

Connettore per capocorda femmina serie 6,35 mm.
con linguetta
Connector for female terminal 6,35 mm. series with tab

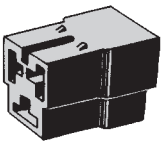

30.17.02178
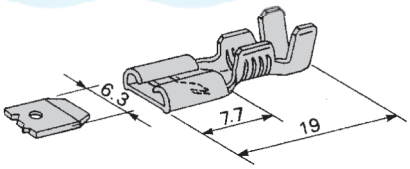
Terminali innesto lamellare femmina
(con dentino antisfilamento)
Female blade terminals (with locking notch)