13 16
17

INTERRUTTORI BASCULANTI

ROCKER SWITCHES

Caratteristiche generali, dimensioni e accessori di fissaggio pag. 275
Tasti, simbologie e schemi elettrici da pag. 276 a pag. 279

General features, dimensions and fixing tools page 275
Keys, icons and circuit diagrams from page 276 to page 279

• Interruttori a tasto basculante serie “100”

Materiale corpo, tasto: poliammide (PA) caricato con fibre di vetro
Simboli: di colore bianco, stampigliati a caldo
Tipo di terminale: lamellare maschio 6.35mm. Ottone argentato
Grado di protezione frontale: IP 44
Carico max: 10 A @ 12V
8 A @ 24V

• *Rocker switches “100” series*

Housing and key material: polyamide (PA) charged with glass fibres
Icons: white color, hot stamped
Type of terminal: male blade terminal 6.35mm. Silver-plated brass
Front sealing: IP 44
Ratings: 10 A @ 12V
8 A @ 24V

Serie - *series* “100”

Scala 1:1
Scale 1:1

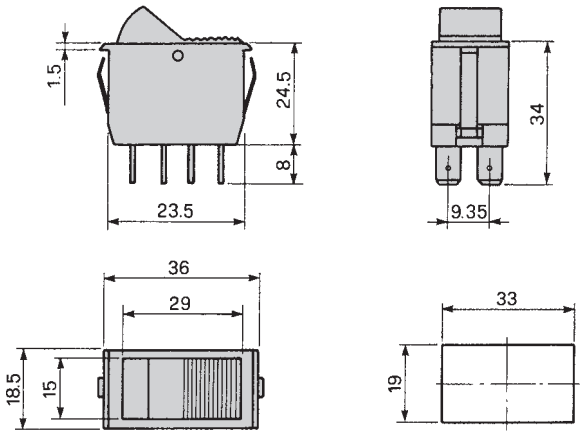

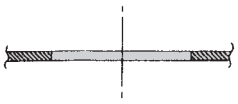

1 ÷ 3 mm.
Spessore cruscotto
Dashboard thickness

OPTIONAL
27.077.007

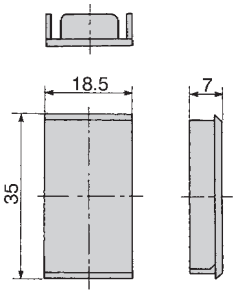

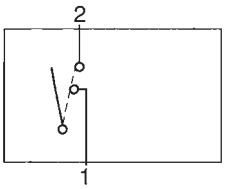

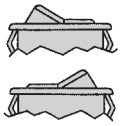

ON 1/2

OFF

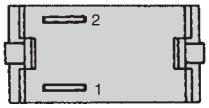

P/N	SIMBOLO *ICON*	DESCRIZIONE *DESCRIPTION*
13.101.000		TERGICRISTALLO *WINDSCREEN WIPER*
13.103.000		LUCI STRUMENTI *INSTRUMENT LIGHTING*
13.105.000		INTERRUTTORE LUCI GENERALI *MASTER LIGHTING SWITCH*
13.106.000		VENTOLA *FAN*
13.107.000		TASTO NEUTRO *NEUTRAL ROCKER SWITCH*
13.108.000		RISCALDAMENTO INTERNO *HEATING*
13.115.000		BLOCCAGGIO DIFFERENZIALE *DIFFERENTIAL LOCK*
13.116.000		PRESA DI FORZA *POWER TAKE-OFF*
13.118.000		FARI FENDINEBBIA *FOG LIGHTS*
13.120.000		SIRENA *SIREN*
13.123.000		LAMPADA ROTANTE *BEACON*
13.124.000		INTERRUTTORE LUCI GENERALI *MASTER LIGHTING SWITCH*

P/N	SIMBOLO *ICON*	DESCRIZIONE *DESCRIPTION*
13.125.000		DISTACCO TRASMISSIONE *MECHANICAL DRIVE UNLOCK*
13.156.000		PROIETTORE LAVORO *WORK LAMP*
13.214.000		VENTILAZIONE INSERITA *VENTILATING FAN*
13.215.000		INTERRUTTORE LUCI GENERALI *MASTER LIGHTING SWITCH*
13.216.000		LUCE AUTISTA *DRIVER LIGHT*
13.217.000		LUCI AZZURRATE *BLUE LIGHTS*
13.218.000		FRIGORIFERO INSERITO *REFRIGERATOR ON*
13.219.000		EMERGENZA *HAZARD*
13.221.000		RETRONEBBIA *REAR FOG LIGHTS*
13.222.000		FARI FENDINEBBIA *FOG LIGHTS*
13.224.000		PROIETTORE ILLUM. RALLA *BEARING DISC LIGHT*
13.225.000		BLOCCAGGIO DIFFERENZIALE *DIFFERENTIAL LOCK*

P/N	SIMBOLO *ICON*	DESCRIZIONE *DESCRIPTION*
13.226.000		STARTER *STARTER*
13.227.000		LUCE RETROMARCIA *REVERSING LAMP*
13.229.000		PLAFONIERA *INTERIOR DOME LIGHT*
13.239.000		SBRINAMENTO LUNOTTO *REAR WINDOW DEFROSTER*
13.240.000		AEROTERMO *AIR HEATER*

MOMENTARY

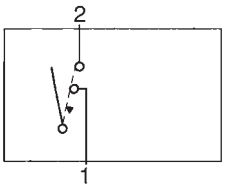

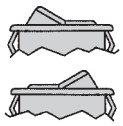

ON 1/2 MOM

OFF

P/N	SIMBOLO *ICON*	DESCRIZIONE *DESCRIPTION*
17.112.000		TERMOAVVIATORE *PREHEATER*
17.114.000		LAVACRISTALLO *WINDSCREEN WASHER*
17.152.000		TASTO NEUTRO *NEUTRAL ROCKER SWITCH*
17.185.000		BLOCC. DIFFER. FRONTE ANT. *DIFFERENTIAL LOCK-FRONT AXLE*

P/N	SIMBOLO *ICON*	DESCRIZIONE *DESCRIPTION*
17.187.000	TEST	TEST *TEST*

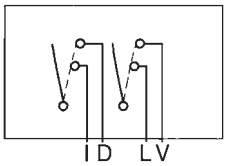

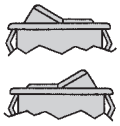

ON I/D - L/V

OFF

P/N	SIMBOLO *ICON*	DESCRIZIONE *DESCRIPTION*	P/N	SIMBOLO *ICON*	DESCRIZIONE *DESCRIPTION*	P/N	SIMBOLO *ICON*	DESCRIZIONE *DESCRIPTION*
13.122.000		INTERRUTTORE LUCI GENERALI *MASTER LIGHTING SWITCH*	**13.223.000**		INTERRUTTORE LUCI GENERALI *MASTER LIGHTING SWITCH*			
13.128.000		TASTO NEUTRO *NEUTRAL ROCKER SWITCH*						

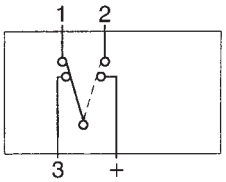

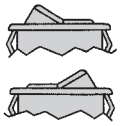

ON 1/3

ON +/2

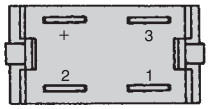

16.101.000		TERGICRISTALLO *WINDSCREEN WIPER*	**16.113.000**		TASTO NEUTRO *NEUTRAL ROCKER SWITCH*			
16.112.000		DISTACCO TRASMISSIONE *MECHANICAL DRIVE UNLOCK*	**16.116.000**		TERGI LAVACRISTALLO *WINDSCREEN WIPER WASHER*			

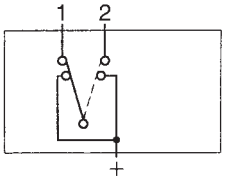

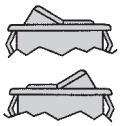

ON +/1

ON +/2

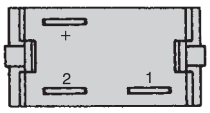

16.156.000		TASTO NEUTRO *NEUTRAL ROCKER SWITCH*						

MOMENTARY

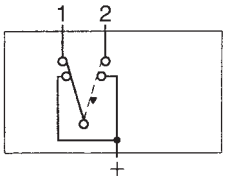

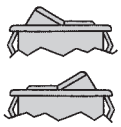

ON +/1 MOM

ON +/2 MOM

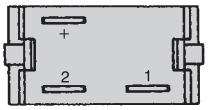

17.115.000		TERGIPROIETTORE LAVACRISTALLO *HEADLIGHT WIPER WINDSCREEN WASHER*						

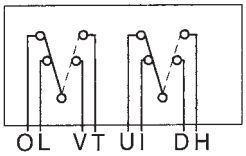

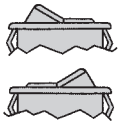

ON D/H - V/T

ON U/I - O/L

13.209.000		EMERGENZA *HAZARD*						

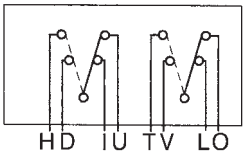

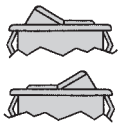

ON T/V - H/D

ON L/O - I/U

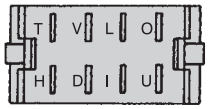

P/N	SIMBOLO *ICON*	DESCRIZIONE *DESCRIPTION*	P/N	SIMBOLO *ICON*	DESCRIZIONE *DESCRIPTION*	P/N	SIMBOLO *ICON*	DESCRIZIONE *DESCRIPTION*
16.115.000		TASTO NEUTRO *NEUTRAL ROCKER SWITCH*						

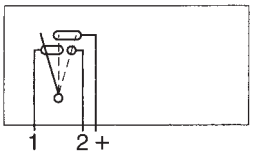

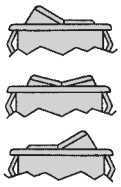

ON +/2

ON +/1

OFF

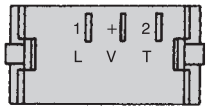

16.105.000		ELETTRO VENTILATORE *ELECTRIC FAN*						
16.108.000		PLAFONIERA *INTERIOR DOME LIGHT*						
16.170.000		ELETTRO VENTILATORE *ELECTRIC FAN*						

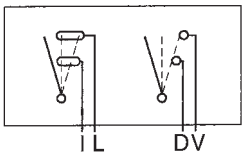

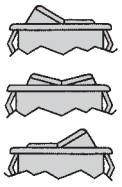

ON I/L - D/V

ON I/L

OFF

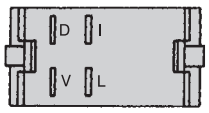

16.111.000		INTERRUTTORE LUCI GENERALI *MASTER LIGHTING SWITCH*						

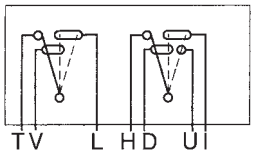

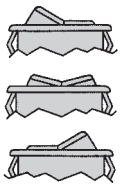

ON I/U

ON D/I - V/L

ON H/D - T/V

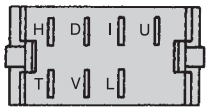

16.103.000		TERGICRISTALLO *WINDSCREEN WIPER*	**16.119.000**		TASTO NEUTRO *NEUTRAL ROCKER SWITCH*			

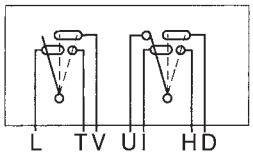

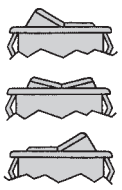

ON V/T - D/H

ON V/L - I/D

ON I/U

16.173.000		INTERRUTTORE LUCI GENERALI *MASTER LIGHTING SWITCH*	**16.180.000**		TASTO NEUTRO *NEUTRAL ROCKER SWITCH*			

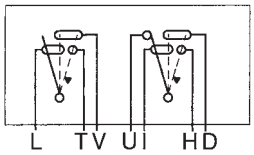

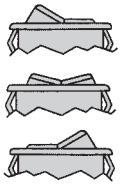

ON D/H - T/V MOM

ON D/I - V/L

ON I/U

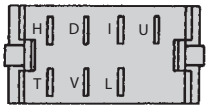

P/N	SIMBOLO *ICON*	DESCRIZIONE *DESCRIPTION*	P/N	SIMBOLO *ICON*	DESCRIZIONE *DESCRIPTION*	P/N	SIMBOLO *ICON*	DESCRIZIONE *DESCRIPTION*
16.160.000		TERGI LAVACRISTALLO *WINDSCREEN WIPER WASHER*						

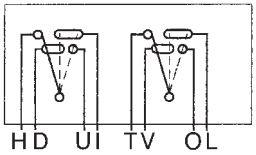

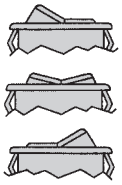

ON L/O - I/U

ON L/V - I/D

ON V/T - D/H

16.114.000		TASTO NEUTRO *NEUTRAL ROCKER SWITCH*	**16.175.000**		VENTILATORE 2 VELOCITÀ *TWO-SPEED FAN*			
16.174.000		FARO LAVORO *WORK LAMP*						

MOMENTARY

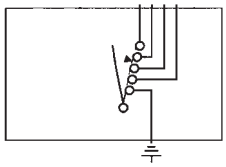

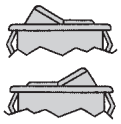

ON MOM

OFF

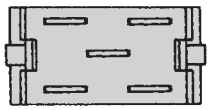

17.108.000		TASTO NEUTRO *NEUTRAL ROCKER SWITCH*						
17.127.000		RISCALDAMENTO INTERNO *HEATING*						

Caratteristiche generali, dimensioni e accessori di fissaggio pag. 281
Tasti e simbologie da pag. 282 a pag. 290
Schemi elettrici da pag. 291 a pag. 297

General features, dimensions and fixing tools page 281
Keys and icons from page 282 to page 290
Circuit diagrams from page 291 to page 297

• Interruttori a tasto basculante serie “350” “450”

Materiale corpo, tasto: plastico nero
Simboli: di colore bianco, serigrafati
Tipo di terminale: lamellare maschio 6.35mm.
Illuminazione: lampada T5 1,2 W
Grado di protezione frontale: IP 54
Temperatura di funzionamento: - 30°C ÷ +60°C
Sistema di fissaggio: a molle ricavate dal corpo in nylon
Carico max: 10 A @ 12V
5 A @ 24V

• *Rocker switches “350” “450” series*

Housing and button material: black plastic
Icons: white color, silk screened
Type of terminal: male blade terminal 6.35mm.
Lighting: T5 1,2 W Bulb
Front sealing: IP 54
Operating temperature: - 30°C ÷ +60°C
Fixing: snap-in mounting with built-in springs
Ratings: 10 A @ 12V
5 A @ 24V

Serie - *series* “350”


30.12.03431

Scala 1:1
Scale 1:1

Serie - *series* “450”


30.12.03431

Scala 1:1
Scale 1:1

NON ILLUMINATO
SWITCH OFF

ILLUMINAZIONE DI RICERCA
LOCATION LIGHTING

ILLUMINAZIONE - FUNZIONE
FULL ILLUMINATED FUNCTION

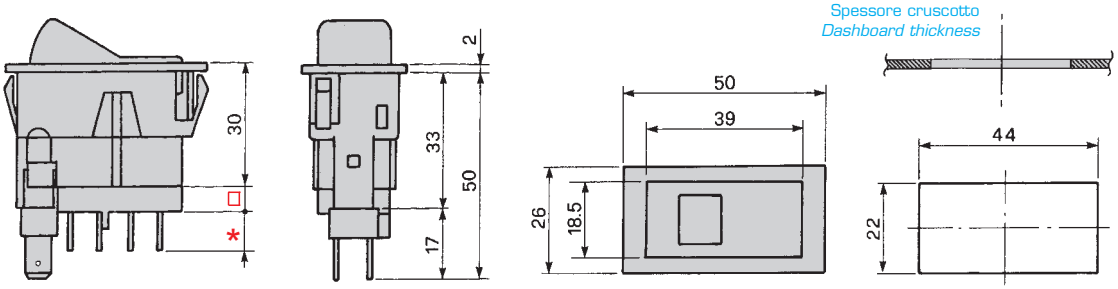

OPTIONAL



ESEMPI DI ORIENTAMENTO SIMBOLI - *ICON ORIENTATION EXAMPLES*

13.350.006

MONTAGGIO ORIZZONTALE *HORIZONTAL FIXING*

proiettore da lavoro **anteriore** ***front*** *work lamp*

13.350.013

MONTAGGIO ORIZZONTALE *HORIZONTAL FIXING*

proiettore da lavoro **posteriore** ***rear*** *work lamp*

13.350.014



MONTAGGIO VERTICALE *VERTICAL FIXING*

proiettore da lavoro **anteriore** ***front*** *work lamp*

13.350.056

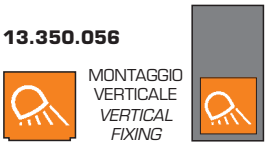

MONTAGGIO VERTICALE *VERTICAL FIXING*

proiettore da lavoro **posteriore** ***rear*** *work lamp*

13.350.130

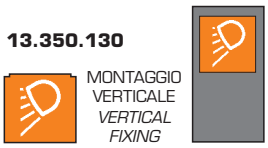

MONTAGGIO VERTICALE *VERTICAL FIXING*

proiettore da lavoro **anteriore** ***front*** *work lamp*

VETRINI SERIE "350" - *LENS "350" SERIES*

P/N	SIMBOLO *ICON*	DESCRIZIONE *DESCRIPTION*	P/N	SIMBOLO *ICON*	DESCRIZIONE *DESCRIPTION*	P/N	SIMBOLO *ICON*	DESCRIZIONE *DESCRIPTION*
13.350.001		verde *green*	**13.350.013**		proiettore lavoro *work lamp*	**13.350.027**		plafoniera *interior dome light*
13.350.002		rosso *red*	**13.350.014**		proiettore lavoro *work lamp*	**13.350.028**		ventilazione inserita *ventilating fan*
13.350.003		arancio *orange*	**13.350.015**		livello combustibile *fuel level*	**13.350.029**		avvisatore acustico *horn*
13.350.004		giallo *yellow*	**13.350.016**		emergenza *hazard*	**13.350.030**		interruttore luci generali *master lighting switch*
13.350.005		blu *blue*	**13.350.017**	CHECK	check *check*	**13.350.031**		fari fendinebbia *fog lights*
13.350.115		nero *black*	**13.350.018**		proiettore lavoro *work lamp*	**13.350.032**		retronebbia *rear fog lights*
13.350.116		incolore *colourless*	**13.350.019**		proiettore lavoro *work lamp*	**13.350.033**		lavaproiettori *headlight washer*
13.350.006		proiettore lavoro *work lamp*	**13.350.020**		tergi-lavacristallo *windscreen wiper washer*	**13.350.034**		luci strumenti *instrument lighting*
13.350.007		emergenza *hazard*	**13.350.021**		arresto motore *engine stop*	**13.350.035**	TEST	prova lampade *lamp test*
13.350.008		elettroventilatore *electric fan*	**13.350.022**		porta autista driver door	**13.350.036**		alzacristallo *window winder*
13.350.009	CHECK	check *check*	**13.350.023**	1	apertura porta 1 *door 1 opener*	**13.350.037**		riscaldamento supplementare *additional heating*
13.350.010		termoavviatore *preheater*	**13.350.024**	2	apertura porta 2 *door 2 opener*	**13.350.038**		preriscaldamento motore *engine preheating*
13.350.011		tergiproiettore lavacristallo *headlight wiper windscreen washer*	**13.350.025**	R	consenso retromarcia *reversing lamp*	**13.350.039**		proiettore piano carico *cargo compartment lighting*
13.350.012		interruttore luci generali *master lighting switch*	**13.350.026**		illuminaz. posto autista *driving seat lighting*	**13.350.040**		riscaldamento motore *engine heating*

P/N	SIMBOLO *ICON*	DESCRIZIONE *DESCRIPTION*	P/N	SIMBOLO *ICON*	DESCRIZIONE *DESCRIPTION*	P/N	SIMBOLO *ICON*	DESCRIZIONE *DESCRIPTION*
13.350.041		retrovisore riscaldato *heated rear window*	**13.350.063**		indicatore *indicator*	**13.350.085**		tergicristallo *windscreen wiper*
13.350.042		sedile riscaldabile *heated seat*	**13.350.064**		indicatori di direzione rimorchio *trailer's direction indicators*	**13.350.086**		termoavviatore *preheater*
13.350.043		riscaldamento cabina *auxiliary heating*	**13.350.065**		tergicristallo *windscreen wiper*	**13.350.087**		termoavviatore *preheater*
13.350.044		emergenza *hazard*	**13.350.066**		starter *starter*	**13.350.088**		controrotazione aspo *swift counter-rotation*
13.350.045		interruttore luci generali *master lighting switch*	**13.350.067**		sollevamento assale *trailing axle*	**13.350.089**		lavacristallo *windscreen washer*
13.350.046		tergi-lavacristallo *windscreen wiper washer*	**13.350.068**		bloccaggio assale *cross-shaft axle lock*	**13.350.090**		lampada rotante *beacon*
13.350.047		tergi-lavalunotto *rear window wiper whasher*	**13.350.069**		lavacristallo *windscreen washer*	**13.350.091**		retronebbia *rear fog lights*
13.350.048		P.T.O.	**13.350.070**		plafoniera *interior dome light*	**13.350.092**		avvisatore acustico *horn*
13.350.049		lampada rotante *beacon*	**13.350.071**		controllo radar *radar control on*	**13.350.093**		fari fendinebbia *fog lights*
13.350.050		sollevamento anteriore *front rockshaft up*	**13.350.072**	88	controllo unità *unit control*	**13.350.094**		cassone sollevato *dump body*
13.350.051		innesto D.T. *4 WD*	**13.350.073**		plafoniera *interior dome light*	**13.350.095**		selezione marce hard/soft *hard/soft gearshift*
13.350.052		lavacristallo *windscreen washer*	**13.350.074**		4 ruote motrici *4 WD*	**13.350.096**		luce di controllo flusso *flux control light*
13.350.053		bloccaggio differenziale *differential lock*	**13.350.075**		marcia veloce *fast gear*	**13.350.097**		luce scale *stairs light*
13.350.054		P.T.O.	**13.350.076**		marcia veloce *fast gear*	**13.350.098**		luci di posizione *parking lights*
13.350.055		luci anabbaglianti *low beams*	**13.350.077**		gancio traino *tow hook*	**13.350.099**		campanello *bell*
13.350.056		proiettore lavoro *work lamp*	**13.350.078**		marcia lenta *slow gear*	**13.350.102**		lavacristallo *windscreen washer*
13.350.057		lampada rotante *beacon*	**13.350.079**	(P)	freno a mano inserito *hand brake on*	**13.350.103**		sbrinatore *defroster*
13.350.058		tergi-lavacristallo *windscreen wiper washer*	**13.350.080**		chiusura comandi idraulici *hydraulic drive locking*	**13.350.104**		illuminazione posto autista *driving seat lighting*
13.350.059		indicatore di direzione *direction indicator*	**13.350.081**		marcia veloce *fast gear*	**13.350.105**		campanello *bell*
13.350.060		luci di profondità *high beams*	**13.350.082**	WORK BRAKE	freni di lavoro *work brakes*	**13.350.106**		sbrinatore *defroster*
13.350.061		marcia lenta *slow gear*	**13.350.083**	STOP AXALE	bloccaggio assale *cross-shaft axle lock*	**13.350.107**		lavacristallo *windscreen washer*
13.350.062		tergilunotto *rear window wiper*	**13.350.084**	PADS	azionamento cuscini stabilizzatori *pad stabilizers*	**13.350.108**		tergicristallo *windscreen wiper*

P/N	SIMBOLO *ICON*	DESCRIZIONE *DESCRIPTION*	P/N	SIMBOLO *ICON*	DESCRIZIONE *DESCRIPTION*	P/N	SIMBOLO *ICON*	DESCRIZIONE *DESCRIPTION*
13.350.109		luce di controllo flusso *flux control light*	**13.350.133**		filtro aria intasato *obstructed air cleaner*	**13.350.155**		comando trinciastocchi *cornstalk cutter control*
13.350.110		interruttore luci generali *master lighting switch*	**13.350.134**		lampada rotante *beacon*	**13.350.156**		variatore battitore *thresher speed changer*
13.350.111		luci anabbaglianti *low beams*	**13.350.135**	540	presa di forza 540 *540 power take-off*	**13.350.157**		termoavviatore *preheater*
13.350.112		retronebbia *rear fog lights*	**13.350.136**	1000	presa di forza 1000 *1000 power take-off*	**13.350.158**		esclusione terzo martinetto *third jack cut-out*
13.350.113		plafoniera *interior dome light*	**13.350.137**		tergi-lavacristallo *windscreen wiper washer*	**13.350.159**		regolazione deflettori *side mirror adjustment*
13.350.114		luce scale *stairs light*	**13.350.138**		tergi-lavalunotto *rear window wiper whasher*	**13.350.160**		galleggiamento barra *bar floating*
13.350.117		controrotazione aspo *swift counter-rotation*	**13.350.139**		irrigazione *irrigation*	**13.350.161**		comando brandeggio *unloader swing*
13.350.118		lampada rotante *beacon*	**13.350.140**		vibrazioni rullo *roll vibrations*	**13.350.162**		livellamento *levelling*
13.350.119	HARD	selezione marce hard/soft *hard/soft gearshift*	**13.350.141**		marcia veloce avanti *forward fast gear*	**13.350.163**	P	freno a mano inserito *hand brake on*
13.350.120		marcia veloce *fast gear*	**13.350.142**		marcia veloce indietro *back fast gear*	**13.350.164**		avvisatore acustico *horn*
13.350.121		lampada rotante *beacon*	**13.350.143**		indicatore di direzione *direction indicator*	**13.350.165**		spazzola *brush*
13.350.122		emergenza *hazard*	**13.350.144**		interruttore luce d'angolo *corner light*	**13.350.166**		aspiratore *extractor*
13.350.123		inclinazione longitudinale *longitudinal inclination control*	**13.350.145**		stato EDC *EDC status*	**13.350.167**		innesto D.T. *4 WD*
13.350.124		rotazione micromotori *micromotors rotation control*	**13.350.146**		allarme EDC *EDC alarm*	**13.350.168**		avviamento automatico *self-starter control*
13.350.125		inclinazione laterale *side inclination control*	**13.350.147**		reset per avviamento motore *reset for engine start*	**13.350.169**		innesto D.T. *4 WD*
13.350.126		controllo radar *radar control on*	**13.350.148**		livellamento longitudinale *longitudinal levelling*	**13.350.170**		sensore antipattinamento *slip sensor*
13.350.127		bloccaggio differenziale *differential lock*	**13.350.149**		orientamento barra *bar orientation*	**13.350.171**		rotazione micromotori *micromotors rotation control*
13.350.128		tergicristallo *windscreen wiper*	**13.350.150**		livellamento *levelling*	**13.350.172**	AUTO	comando trasmissione auto *automatic transmission control*
13.350.129		lampada rotante *beacon*	**13.350.151**		variatore ventilatore *fan speed changer*	**13.350.173**		P.T.O.
13.350.130		proiettore lavoro *work lamp*	**13.350.152**		livellamento longitudinale manuale *manual longitudinal levelling*	**13.350.174**		luci di profondità e anabbaglianti *high and low beams*
13.350.131		proiettore lavoro *work lamp*	**13.350.153**		livellamento longitudinale manuale *manual longitudinal levelling*	**13.350.175**		luci di posizione *parking lights*
13.350.132		funzione gru *crane*	**13.350.154**		livellamento trasversale *transverse levelling*	**13.350.176**		frigorifero inserito *refrigerator on*

P/N	SIMBOLO *ICON*	DESCRIZIONE *DESCRIPTION*
13.350.177		fari lavoro *work lamps*
13.350.178		blocco stabilizzatori *stabilizers lock*
13.350.179		pompa di sentina *bilge pump*
13.350.180		assale sospeso *suspension axle*
13.350.181		assale sospeso *suspension axle*
13.350.182	LOAD INDIC	indicatore di carico *load indicator*
13.350.183	FORK COMP	*fork comp*
13.350.184		innesto D.T. *4 WD*
13.350.185		lampada rotante *beacon*
13.350.186		ventola riscaldamento *heating fan*
13.350.187		blocco stabilizzatori *stabilizers lock*
13.350.188		carica generatore *generator load*
13.350.189		pressione olio motore *engine oil pressure*
13.350.190		temperatura acqua *water temperature*
13.350.191	HYDR	livello olio idraulico *hydraulic oil level*
13.350.192		temperatura olio cambio *transmission oil temperature*
13.350.193		fuori giri *over rpm*
13.350.194		filtro aria *air cleaner*
13.350.195		livello combustibile *fuel level*
13.350.196		luci di profondità *high beams*
13.350.197		innesto D.T. *4 WD*
13.350.198		sollevatore alzato/abbassato *rockshaft up/down*

P/N	SIMBOLO *ICON*	DESCRIZIONE *DESCRIPTION*
13.350.199		assale sospeso *suspension axle*
13.350.200		cassone sollevato *dump body*
13.350.204		interruttore luci generali *master lighting switch*
13.350.205		tergicristallo *windscreen wiper*
13.350.206		retronebbia *rear fog lights*
13.350.207		luci anabbaglianti *low beams*
13.350.208		prima marcia *first gear*
13.350.209		seconda marcia *second gear*
13.350.210		stabilizzatore sx *left stabilzer*
13.350.211		stabilizzatore dx *right stabilzer*
13.350.212		livellamento *levelling*
13.350.213		sollevatore *lifter*
13.0350.0214		bloccaggio differenziale *differential lock*
13.0350.0215		RPM costanti *constant RPM*
13.0350.0216		acceleratore *boost*
13.0350.0217		tergi-lavalunotto *rear window wiper washer*
13.0350.0218		lavacristallo *windscreen washer*
13.0350.0219		sollevatore alzato/abbassato *rockshaft up/down*
13.0350.0220	AUTO	innesto D.T. *4 WD*
13.0350.0221		bloccaggio differenziale *differential lock*
13.0350.0222	CAL SEL	calibrazione/selezione *calibration/selection*
13.0350.0223		regolazione orologio *clock adjustment*

P/N	SIMBOLO *ICON*	DESCRIZIONE *DESCRIPTION*
13.0350.0224		interruttore luce d'angolo *corner light*
13.0350.0225		innesto D.T. *4 WD*
13.0350.0226	TOP	luci di profondità top *top high beams*
13.0350.0227		EFH esterno cabina *EFH external in CAB*
13.350.228	AUTO	modalità EFH *EFH mode*
13.0350.0229		fari lavoro *work lamps*
13.0350.0230		EFH generale *master EFH*
13.0350.0231		doppia potenza *twin power*
13.0350.0232	LMI O/RIDE	sovraccarico overload-override
13.0350.0233		bloccaggio differenziale *differential lock*
13.0350.0234	AUTO	innesto D.T. *4 WD*
13.0350.0235		test blocco cabina *CAB lock test*
13.0350.0236	ABS	ABS
13.0350.0237		aria condizionata *air conditioning*
13.0350.0238		retrovisore riscaldato *heated rear window*
13.0350.0239		ricircolo aria *air recirculation*
13.0350.0240	ASR	ASR
13.0350.0241		diagnostica motore *engine diagnostic*
13.0350.0242		bloccaggio differenziale *differential lock*
13.0350.0243		indicatore *indicator*
13.0350.0244		tergi-lavalunotto *rear window wiper washer*
13.0350.0245		proiettore lavoro *work lamp*

P/N	SIMBOLO *ICON*	DESCRIZIONE *DESCRIPTION*	P/N	SIMBOLO *ICON*	DESCRIZIONE *DESCRIPTION*	P/N	SIMBOLO *ICON*	DESCRIZIONE *DESCRIPTION*
13.0350.0246	AUTO	auto P.T.O.	**13.0350.0270**	AUTO	bloccaggio differenziale automatico *auto differential lock*	**13.0350.0292**		temperatura acqua *water temperature*
13.0350.0247		comando P.T.O. freno *P.T.O. brake*	**13.0350.0271**		indicatore livello olio *oil level indicator*	**13.0350.0293**		innesto D.T. *4 WD*
13.0350.0248	ABS	ABS	**13.0350.0272**		indicatore temperatura olio *oil temperature indicator*	**13.0350.0294**		sollevamento anteriore *front rockshaft up*
13.0350.0249		luci di profondità *high beams*	**13.0350.0273**		pressione olio trasmissione *transmission oil pressure*	**13.0350.0295**	STOP	stop
13.0350.0250		carica generatore *generator load*	**13.0350.0274**	TEST	prova lampade *lamp test*	**13.0350.0296**		avviso manutenzione *maintenance*
13.0350.0251		pressione olio motore *engine oil pressure*	**13.0350.0275**		tergi-lavacristallo *windscreen wiper washer*	**13.0350.0297**		movimento nastro *belt up/down*
13.0350.0252		innesto D.T. *4 WD*	**13.0350.0276**		proiettore da lavoro anteriore *front work lamp*	**13.0350.0298**		fuoco *fire*
13.0350.0253		EFH esterno cabina *EFH external in CAB*	**13.0350.0277**	CHECK	check navicella *basket check*	**13.0350.0299**		errore generale macchina *vehicle failure*
13.0350.0254		filtro olio idrostatico *hydrostatic oil filter*	**13.0350.0278**		bloccaggio sterzo *steering lock*	**13.0350.0300**		freno di stazionamento rimorchio *trailer parking brake*
13.0350.0255		pressione olio idrostatico *hydrostatic oil pressure*	**13.0350.0279**		controllo indicatori di direzione rimorchio *trailer's direction indicators check*	**13.0350.0301**		livello liquido refrigerante *coolant level*
13.0350.0256	HYDR	filtro olio idraulico *hydraulic fluid filter*	**13.0350.0280**		rottura funi *towline breaking*	**13.0350.0302**		acqua nel gasolio *water into fuel*
13.0350.0257		temperatura olio cambio *transmission oil temperature*	**13.0350.0281**		tergicristallo *windscreen wiper*	**13.0350.0303**		sblocco *unlock*
13.0350.0258		tergi-lavalunotto *rear window wiper washer*	**13.0350.0282**		indicatore di direzione rimorchio *trailer's direction indicator*	**13.0350.0304**		sblocco *unlock*
13.0350.0259		filtro olio idrostatico *hydrostatic oil filter*	**13.0350.0283**		carica generatore *generator load*	**13.0350.0305**		ON/OFF
13.0350.0260		comando P.T.O. freno *P.T.O. brake*	**13.0350.0284**		marcia veloce *fast gear*	**13.0350.0306**	A/B DIFF	icona personalizzata *custom icon*
13.0350.0261		pompa idraulica *hydraulic pump*	**13.0350.0285**		marcia lenta *slow gear*	**13.0350.0307**		lavalunotto *rear window washer*
13.0350.0262		blocco *line lock*	**13.0350.0286**		marcia lenta *slow gear*	**13.0350.0308**		tergi-lavacristallo *windscreen wiper washer*
13.0350.0263		freno a mano inserito *hand brake on*	**13.0350.0287**		innesto D.T. *4 WD*	**13.0350.0309**		sollevatore alzato *rockshaft up*
13.0350.0264		proiettore lavoro *work lamp*	**13.0350.0288**		UP	**13.0350.0310**		sollevatore idraulico *hydraulic master*
13.0350.0265		proiettore lavoro *work lamp*	**13.0350.0289**		casa *home*	**13.0350.0311**		EFH esterno cabina *EFH external in cab*
13.0350.0268		bloccaggio differenziale *differential lock*	**13.0350.0290**		controllo indicatori di direzione rimorchio *trailer's direction indicators check*	**13.0350.0312**		presa di forza *P.T.O.*
13.0350.0269	AUTO	innesto auto DT *automatic 4 WD*	**13.0350.0291**		pressione olio motore *engine oil pressure*	**13.0350.0313**		icona personalizzata *custom icon*

P/N	SIMBOLO *ICON*	DESCRIZIONE *DESCRIPTION*	P/N	SIMBOLO *ICON*	DESCRIZIONE *DESCRIPTION*	P/N	SIMBOLO *ICON*	DESCRIZIONE *DESCRIPTION*
13.0350.0314		icona personalizzata *custom icon*	**13.0350.0336**		marcia lenta *slow gear*			
13.0350.0315		temperatura filtro *filter temperature*						
13.0350.0316		disattivazione filtro antiparticolato *particulate filter inhibit*						
13.0350.0317		sfilza rilascio freno *slow brake release*						
13.0350.0318		attivazione filtro antiparticolato *particulate filter rigeneration*						
13.0350.0319		contrappeso bloccato *counterweight locked*						
13.0350.0320		blocco rotazione *swing lock*						
13.0350.0321		icona personalizzata *custom icon*						
13.0350.0322		icona personalizzata *custom icon*						
13.0350.0323		icona personalizzata *custom icon*						
13.0350.0324		tergi-lavacristallo *windscreen wiper washer*						
13.0350.0325		luci anabbaglianti *low beams*						
13.0350.0326		proiettore lavoro *worklamp*						
13.0350.0327		planter						
13.0350.0328		modalità galleggiante *float mode*						
13.0350.0329		P.T.O.						
13.0350.0330		temperatura sistema emissione motore *engine emission system temperature*						
13.0350.0331		controllo motore *engine check*						
13.0350.0332		modalità galleggiante su *float mode up*						
13.0350.0333		modalità galleggiante LH-RH *float mode LH-RH*						
13.0350.0334		modalità galleggiante RH *float mode RH*						
13.0350.0335		modalità galleggiante RH *float mode RH*						

ESEMPI DI ORIENTAMENTO SIMBOLI - *ICON ORIENTATION EXAMPLES*

13.450.006

13.450.013

13.450.014

13.450.056

13.450.019

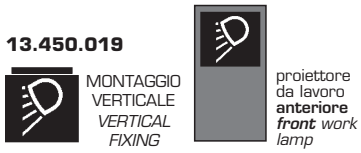

VETRINI SERIE "450" - *LENS "450" SERIES*

P/N	SIMBOLO *ICON*	DESCRIZIONE *DESCRIPTION*	P/N	SIMBOLO *ICON*	DESCRIZIONE *DESCRIPTION*	P/N	SIMBOLO *ICON*	DESCRIZIONE *DESCRIPTION*
13.450.001		tasto neutro *neutral rocker switch*	**13.450.021**		arresto motore *engine stop*	**13.450.035**	TEST	prova lampade *lamp test*
13.450.006		proiettore lavoro *work lamp*	**13.450.022**		porta autista *driver door*	**13.450.036**		alzacristallo *window winder*
13.450.007		emergenza *hazard*	**13.450.023**	1	apertura porta 1 *door 1 opener*	**13.450.037**		riscaldamento supplementare *additional heating*
13.450.008		elettroventilatore *electric fan*	**13.450.024**	2	apertura porta 2 *door 2 opener*	**13.450.038**		preriscaldamento motore *engine preheating*
13.450.009	CHECK	check	**13.450.025**	R	consenso retromarcia *reversing lamp*	**13.450.039**		proiettore piano carico *cargo compartment lighting*
13.450.010		termoavviatore *preheater*	**13.450.026**		illuminazione posto autista *driving seat lighting*	**13.450.040**		riscaldamento motore *engine heating*
13.450.011		tergiproiettore lavacristallo *headlight wiper windscreen washer*	**13.450.027**		plafoniera *interior dome light*	**13.450.041**		retrovisore riscaldato *heated rear window*
13.450.012		interruttore luci generali *master lighting switch*	**13.450.028**		ventilazione inserita *ventilating fan*	**13.450.042**		sedile riscaldabile *heated seat*
13.450.013		proiettore lavoro *work lamp*	**13.450.029**		avvisatore acustico *horn*	**13.450.043**		riscaldamento cabina *auxiliary heating*
13.450.014		proiettore lavoro *work lamp*	**13.450.030**		interruttore luci generali *master lighting switch*	**13.450.044**		emergenza *hazard*
13.450.015		livello combustibile *fuel level*	**13.450.031**		fari fendinebbia *fog lights*	**13.450.045**		interruttore luci generali *master lighting switch*
13.450.016		emergenza *hazard*	**13.450.032**		retronebbia *rear fog lights*	**13.450.046**		tergi-lavacristalvlo *windscreen wiper washer*
13.450.019		proiettore lavoro *work lamp*	**13.450.033**		lavaproiettori *headlight washer*	**13.450.047**		tergi-lavalunotto *rear window wiper washer*
13.450.020		tergi-lavacristallo *windscreen wiper washer*	**13.450.034**		luci strumenti *instrument lighting*	**13.450.048**		presa di forza *power take-off*

P/N	SIMBOLO *ICON*	DESCRIZIONE *DESCRIPTION*
13.450.049		lampada rotante *beacon*
13.450.050		sollevamento anteriore *front rockshaft up*
13.450.051		innesto D.T. *4 WD*
13.450.052		lavacristallo *windscreen washer*
13.450.053		bloccaggio differenziale *differential lock*
13.450.054		presa di forza *power take-off*
13.450.055		luci anabbaglianti *low beams*
13.450.056		proiettore lavoro *work lamp*
13.450.057		lampada rotante *beacon*
13.450.058		tergi-lavacristallo *windscreen wiper washer*
13.450.059		indicatore di direzione *direction indicator*
13.450.060		luci di profondità *high beams*
13.450.061		marcia lenta *slow gear*
13.450.062		tergilunotto *rear window wiper*
13.450.063		indicatore *indicator*
13.450.064		indicatori di direzione rimorchio *trailor's direction indicators*
13.450.065		tergicristallo *windscreen wiper*
13.450.066		starter
13.450.067		sollevamento assale *trailing axle*
13.450.068		bloccaggio assale *cross-shaft axle lock*
13.450.069		lavacristallo *windscreen washer*
13.450.070		plafoniera *interior dome light*

P/N	SIMBOLO *ICON*	DESCRIZIONE *DESCRIPTION*
13.450.071		controllo radar *radar control on*
13.450.072		controllo unità *unit control*
13.450.073		plafoniera *interior dome light*
13.450.074		innesto D.T. *4 WD*
13.450.075		marcia veloce *fast gear*
13.450.076		marcia veloce *fast gear*
13.450.077		gancio traino *tow hook*
13.450.078		marcia lenta *slow gear*
13.450.079		freno a mano inserito *hand brake on*
13.450.080		chiusura comandi idraulici *hydraulic drive locking*
13.450.082	WORK BRAKE	freni di lavoro *work brakes*
13.450.083	STOP AXALE	bloccaggio assale *cross-shaft axle lock*
13.450.084	PADS	azionamento cuscini stabilizzatori *pad stabilizers*
13.450.085		tergicristallo *windscreen wiper*
13.450.086		termoavviatore *preheater*
13.450.087		termoavviatore *preheater*
13.450.088		controrotazione aspo *swift counter-rotation*
13.450.089		tergi-lavalunotto *rear window wiper washer*
13.450.090	CAL SEL	calibrazione/selezione *calibration/selection*
13.450.091		sollevatore alzato *rockshaft up*
13.450.092		lavacristallo *windscreen washer*
13.450.093		regolazione orologio *clock adjustment*

P/N	SIMBOLO *ICON*	DESCRIZIONE *DESCRIPTION*
13.450.094		sollevatore alzato *rockshaft up*
13.450.095		sollevatore alzato/abbassato *rockshaft up/down*
13.450.096		sollevatore alzato/abbassato *rockshaft up/down*
13.450.097	AUTO	innesto D.T. *4 WD*
13.450.098		bloccaggio differenziale *differential lock*
13.450.099		innesto D.T. *4 WD*
13.450.100		presa di forza modulata *modulated power take-off*
13.450.101		bloccaggio differenziale *differential lock*
13.450.102		interruttore luci generali *master lighting switch*
13.450.103	AUTO	innesto D.T. *4 WD*
13.450.104	AUTO	comando trasmissione auto *automatic transmission control*
13.450.105	CAL SEL	calibrazione/selezione *calibration/selection*
13.450.106		regolazione orologio *clock adjustment*
13.450.107		sollevatore alzato/abbassato *rockshaft up/down*
13.450.108		assale sospeso *suspension axle*
13.450.109		presa di forza modulata *modulated power take-off*
13.450.110	AUX	luci di profondità aux *aux high beams*
13.0450.0111		5° martinetto *fifth jack*
13.0450.0112		svolta automatica *headland turn*
13.0450.0113		incremento giri motore *erpm up*
13.0450.0114		RPM costanti *constant RPM*
13.0450.0115		blocco stabilizzatori *stabilizers lock*

P/N	SIMBOLO *ICON*	DESCRIZIONE *DESCRIPTION*	P/N	SIMBOLO *ICON*	DESCRIZIONE *DESCRIPTION*	P/N	SIMBOLO *ICON*	DESCRIZIONE *DESCRIPTION*
13.0450.0116		innesto D.T. *4 WD*	**13.0450.0138**		autoguidati *self-directed*	**13.0450.0160**		blocco pilota automatico *automatic pilot lock*
13.0450.0117		calibrazione *calibration*	**13.0450.0139**		potenza elettrica *electric power*			
13.0450.0118		blocco stabilizzatori *stabilizers lock*	**13.0450.0140**		blocco stabilizzatori *stabilizers lock*			
13.0450.0119		P.T.O. modulata *modulated P.T.O.*	**13.0450.0141**		EFH generale *master EFH*			
13.0450.0120		innesto D.T. *4 WD*	**13.0450.0142**		sollevatore idraulico *hydraulic master*			
13.0450.0121		innesto D.T. *4 WD*	**13.0450.0143**		sollevatore alzato/ abbassato *rockshaft up/down*			
13.0450.0122		UP	**13.0450.0144**	AUTO	modalità EFH *EFH mode*			
13.0450.0123		casa *home*	**13.0450.0145**		EFH raise/work			
13.0450.0124	AUTO	innesto D.T. *4 WD*	**13.0450.0146**	1-2-3	reattività *reactivity*			
13.0450.0125		innesto D.T. *4 WD*	**13.0450.0147**		icona personalizzata *custom icon*			
13.0450.0126		sollevatore alzato rockshaft up	**13.0450.0148**		icona personalizzata *custom icon*			
13.0450.0127		estensione tirante *tie bar extension*	**13.0450.0149**		icona personalizzata *custom icon*			
13.0450.0128	STAB SX	stab. sx *left stabilizer*	**13.0450.0150**		comando D.T. *4 WD*			
13.0450.0129		staccabatteria *battery isolator*	**13.0450.0151**		blocco stabilizzatori *stabilizers lock*			
13.0450.0130		lavalunotto *rear window washer*	**13.0450.0152**		comando P.T.O. freno *P.T.O. brake*			
13.0450.0131		tergi-lavacristallo *windscreen wiper washer*	**13.0450.0153**	AUTO n/min	giri motore costante *steady engine RPM*			
13.0450.0132		sollevatore alzato/ abbassato *rockshaft up/down*	**13.0450.0154**	AUTO n/min	aumento automatico giri motore *automatic engine RPM increase*			
13.0450.0133		sollevatore idraulico *hydraulic master*	**13.0450.0155**		marcia lenta *slow gear*			
13.0450.0134		EFH esterno cabina *EFH external in cab*	**13.0450.0156**		bloccaggio differenziale *differential lock*			
13.0450.0135		presa di forza *P.T.O.*	**13.0450.0157**	1-2-3	icona personalizzata *custom icon*			
13.0450.0136		innesto D.T. *4 WD*	**13.0450.0158**	AUTO	pilota automatico *automatic pilot*			
13.0450.0137		bloccaggio differenziale *differential lock*	**13.0450.0159**	1-2-3	icona personalizzata *custom icon*			

SCHEMI ELETTRICI SERIE “350 - 450” - *CIRCUIT DIAGRAMS “350 - 450” SERIES*

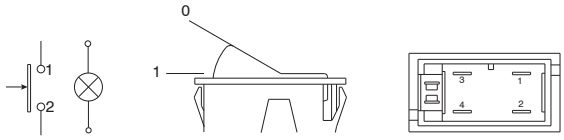

* = 9,5 mm
□ = 3,5 mm

BLOCCHETTO
connector
30.16.04092

SERIE - *SERIES* 350	SERIE - *SERIES* 350 contatti dorati *gold-plated contacts*
13.350.000	-

SERIE - *SERIES* 450	SERIE - *SERIES* 450 contatti dorati *gold-plated contacts*
13.450.000	-

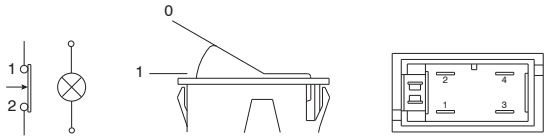

* = 8 mm
□ = 7 mm

BLOCCHETTO
connector
30.16.04092

SERIE - *SERIES* 350	SERIE - *SERIES* 350 contatti dorati *gold-plated contacts*
13.351.000	-

SERIE - *SERIES* 450	SERIE - *SERIES* 450 contatti dorati *gold-plated contacts*
13.451.000	-

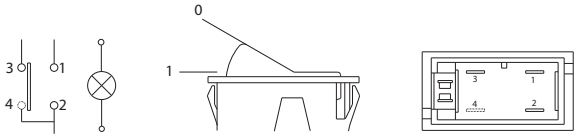

* = 9,5 mm
□ = 3,5 mm

BLOCCHETTO
connector
30.16.04092

SERIE - *SERIES* 350	SERIE - *SERIES* 350 contatti dorati *gold-plated contacts*
16.350.000	-

SERIE - *SERIES* 450	SERIE - *SERIES* 450 contatti dorati *gold-plated contacts*
16.480.000	**16.0499.0000**

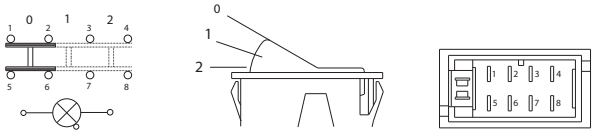

* = 8 mm
□ = 7 mm

BLOCCHETTO
connector
30.16.04095

SERIE - *SERIES* 350	SERIE - *SERIES* 350 contatti dorati *gold-plated contacts*
16.351.000	-

SERIE - *SERIES* 450	SERIE - *SERIES* 450 contatti dorati *gold-plated contacts*
16.481.000	-

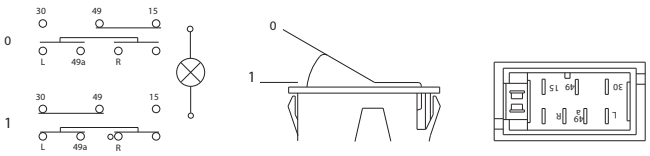

* = 8 mm

□ = 7 mm

BLOCCHETTO
connector
30.16.04093

SERIE - *SERIES* 350	SERIE - *SERIES* 350 contatti dorati *gold-plated contacts*
16.352.000	-

SERIE - *SERIES* 450	SERIE - *SERIES* 450 contatti dorati *gold-plated contacts*
16.482.000	-

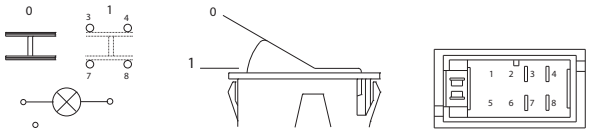

* = 8 mm

□ = 7 mm

BLOCCHETTO
connector
30.16.04095

SERIE - *SERIES* 350	SERIE - *SERIES* 350 contatti dorati *gold-plated contacts*
16.353.000	-

SERIE - *SERIES* 450	SERIE - *SERIES* 450 contatti dorati *gold-plated contacts*
16.483.000	-

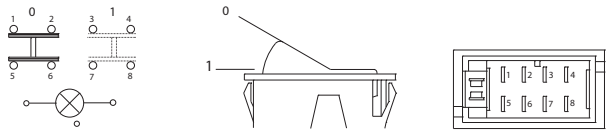

* = 8 mm

□ = 7 mm

BLOCCHETTO
connector
30.16.04095

SERIE - *SERIES* 350	SERIE - *SERIES* 350 contatti dorati *gold-plated contacts*
16.354.000	-

SERIE - *SERIES* 450	SERIE - *SERIES* 450 contatti dorati *gold-plated contacts*
16.484.000	-

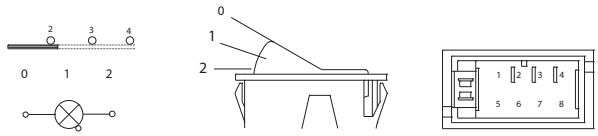

* = 8 mm

□ = 7 mm

BLOCCHETTO
connector
30.16.04095

SERIE - *SERIES* 350	SERIE - *SERIES* 350 contatti dorati *gold-plated contacts*
16.355.000	-

SERIE - *SERIES* 450	SERIE - *SERIES* 450 contatti dorati *gold-plated contacts*
16.485.000	-

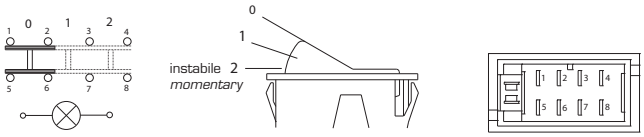

* = 8 mm
□ = 7 mm

BLOCCHETTO
connector
30.16.04095

SERIE - *SERIES* 350	SERIE - *SERIES* 350 contatti dorati *gold-plated contacts*
16.357.000	-

SERIE - *SERIES* 450	SERIE - *SERIES* 450 contatti dorati *gold-plated contacts*
16.487.000	-

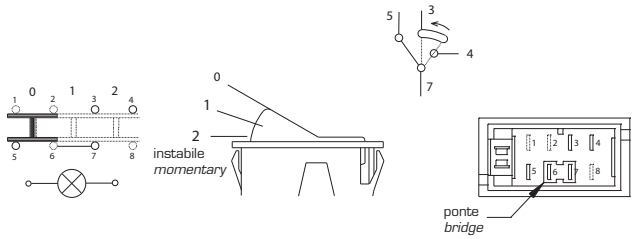

* = 8 mm
□ = 7 mm

BLOCCHETTO
connector
30.16.04095

SERIE - *SERIES* 350	SERIE - *SERIES* 350 contatti dorati *gold-plated contacts*
16.358.000	-

SERIE - *SERIES* 450	SERIE - *SERIES* 450 contatti dorati *gold-plated contacts*
16.488.000	-

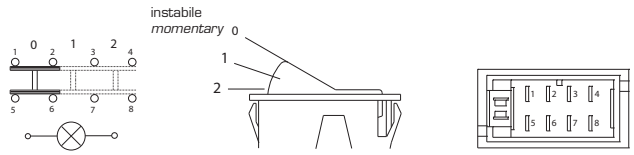

* = 8 mm
□ = 7 mm

BLOCCHETTO
connector
30.16.04095

SERIE - *SERIES* 350	SERIE - *SERIES* 350 contatti dorati *gold-plated contacts*
16.359.000	-

SERIE - *SERIES* 450	SERIE - *SERIES* 450 contatti dorati *gold-plated contacts*
16.489.000	-

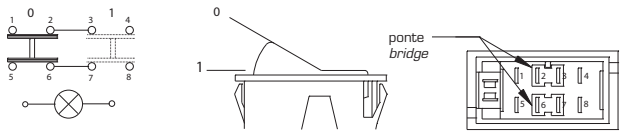

* = 8 mm
□ = 7 mm

BLOCCHETTO
connector
30.16.04095

SERIE - *SERIES* 350	SERIE - *SERIES* 350 contatti dorati *gold-plated contacts*
16.434.000	-

SERIE - *SERIES* 450	SERIE - *SERIES* 450 contatti dorati *gold-plated contacts*
16.498.000	**16.0505.0000**

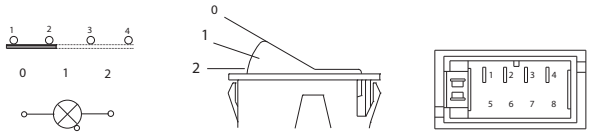

* = 8 mm
□ = 7 mm

BLOCCHETTO
connector
30.16.04095

SERIE - *SERIES* 350	SERIE - *SERIES* 350 contatti dorati *gold-plated contacts*
16.0445.0000	-

SERIE - *SERIES* 450	SERIE - *SERIES* 450 contatti dorati *gold-plated contacts*
16.0503.0000	-

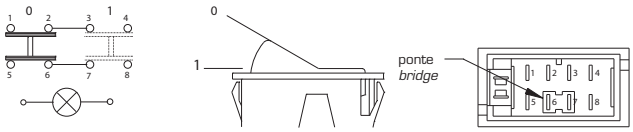

* = 8 mm
□ = 7 mm

BLOCCHETTO
connector
30.16.04095

SERIE - *SERIES* 350	SERIE - *SERIES* 350 contatti dorati *gold-plated contacts*
16.0470.0000	-

SERIE - *SERIES* 450	SERIE - *SERIES* 450 contatti dorati *gold-plated contacts*
16.0509.0000	**16.0510.0000**

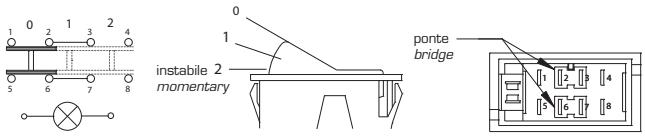

* = 8 mm
□ = 7 mm

BLOCCHETTO
connector
30.16.04095

SERIE - *SERIES* 350	SERIE - *SERIES* 350 contatti dorati *gold-plated contacts*
16.0477.0000	-

SERIE - *SERIES* 450	SERIE - *SERIES* 450 contatti dorati *gold-plated contacts*
16.0516.0000	-

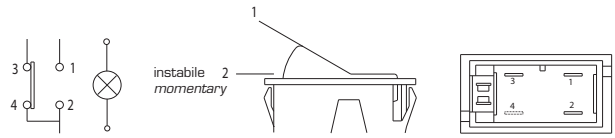

* = 9,5 mm
□ = 3,5 mm

BLOCCHETTO
connector
30.16.04092

SERIE - *SERIES* 350	SERIE - *SERIES* 350 contatti dorati *gold-plated contacts*
17.350.000	-

SERIE - *SERIES* 450	SERIE - *SERIES* 450 contatti dorati *gold-plated contacts*
17.464.000	**17.0478.0000**

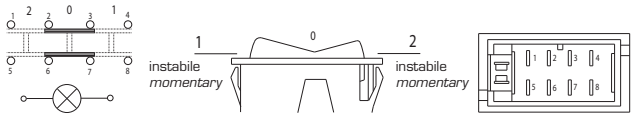

* = 8 mm
□ = 7 mm

BLOCCHETTO
connector
30.16.04095

SERIE - *SERIES* 350	SERIE - *SERIES* 350 contatti dorati *gold-plated contacts*
17.351.000	-

SERIE - *SERIES* 450	SERIE - *SERIES* 450 contatti dorati *gold-plated contacts*
17.465.000	-

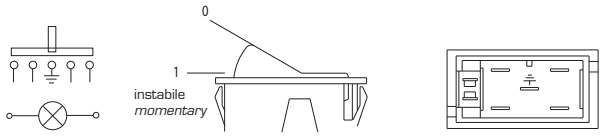

* = 9,5 mm
□ = 3,5 mm

BLOCCHETTO
connector
30.16.04094

SERIE - *SERIES* 350	SERIE - *SERIES* 350 contatti dorati *gold-plated contacts*
17.352.000	-

SERIE - *SERIES* 450	SERIE - *SERIES* 450 contatti dorati *gold-plated contacts*
17.466.000	-

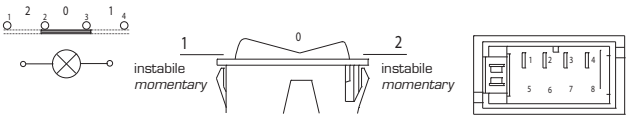

* = 8 mm
□ = 7 mm

BLOCCHETTO
connector
30.16.04095

SERIE - *SERIES* 350	SERIE - *SERIES* 350 contatti dorati *gold-plated contacts*
17.353.000	**17.0512.0000**

SERIE - *SERIES* 450	SERIE - *SERIES* 450 contatti dorati *gold-plated contacts*
17.467.000	**17.0513.0000**

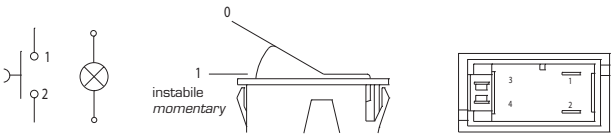

* = 9,5 mm
□ = 3,5 mm

BLOCCHETTO
connector
30.16.04092

SERIE - *SERIES* 350	SERIE - *SERIES* 350 contatti dorati *gold-plated contacts*
17.354.000	-

SERIE - *SERIES* 450	SERIE - *SERIES* 450 contatti dorati *gold-plated contacts*
17.468.000	-

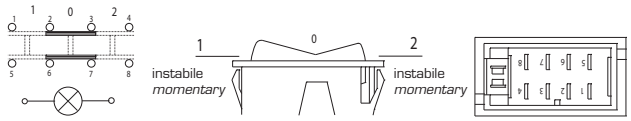

* = 8 mm
□ = 7 mm

BLOCCHETTO
connector
30.16.04095

SERIE - *SERIES* 350	SERIE - *SERIES* 350 contatti dorati *gold-plated contacts*
17.355.000	-

SERIE - *SERIES* 450	SERIE - *SERIES* 450 contatti dorati *gold-plated contacts*
17.469.000	-

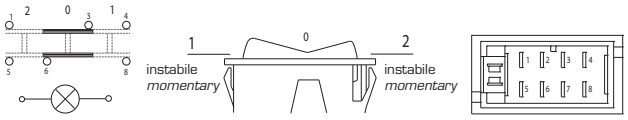

* = 8 mm
□ = 7 mm

BLOCCHETTO
connector
30.16.04095

SERIE - *SERIES* 350	SERIE - *SERIES* 350 contatti dorati *gold-plated contacts*
17.356.000	-

SERIE - *SERIES* 450	SERIE - *SERIES* 450 contatti dorati *gold-plated contacts*
17.470.000	-

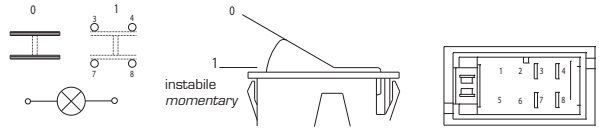

* = 8 mm
□ = 7 mm

BLOCCHETTO
connector
30.16.04095

SERIE - *SERIES* 350	SERIE - *SERIES* 350 contatti dorati *gold-plated contacts*
17.357.000	-

SERIE - *SERIES* 450	SERIE - *SERIES* 450 contatti dorati *gold-plated contacts*
17.477.000	-

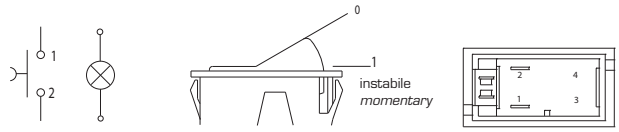

* = 9,5 mm
□ = 3,5 mm

BLOCCHETTO
connector
30.16.04092

SERIE - *SERIES* 350	SERIE - *SERIES* 350 contatti dorati *gold-plated contacts*
17.358.000	-

SERIE - *SERIES* 450	SERIE - *SERIES* 450 contatti dorati *gold-plated contacts*
17.476.000	-

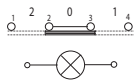

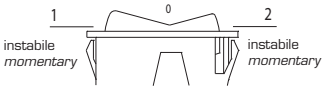

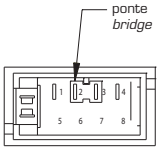

* = 8 mm

□ = 7 mm

BLOCCHETTO
connector
30.16.04095

SERIE - *SERIES* 350	SERIE - *SERIES* 350 contatti dorati *gold-plated contacts*
17.0403.0000	**17.0417.0000**

SERIE - *SERIES* 450	SERIE - *SERIES* 450 contatti dorati *gold-plated contacts*
17.0479.0000	**17.0480.0000**

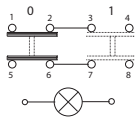

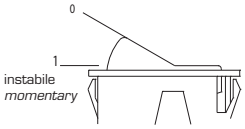

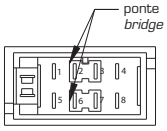

* = 8 mm

□ = 7 mm

BLOCCHETTO
connector
30.16.04095

SERIE - *SERIES* 350	SERIE - *SERIES* 350 contatti dorati *gold-plated contacts*
17.0489.0000	**17.0497.0000**

SERIE - *SERIES* 450	SERIE - *SERIES* 450 contatti dorati *gold-plated contacts*
17.0490.0000	**17.0491.0000**

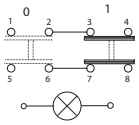

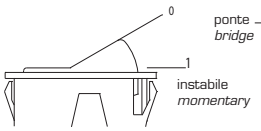

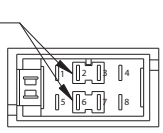

* = 8 mm

□ = 7 mm

BLOCCHETTO
connector
30.16.04095

SERIE - *SERIES* 350	SERIE - *SERIES* 350 contatti dorati *gold-plated contacts*
17.0418.0000	**17.0419.0000**

SERIE - *SERIES* 450	SERIE - *SERIES* 450 contatti dorati *gold-plated contacts*
17.0494.0000	**-**

Caratteristiche generali pag. 299
Dimensioni e accessori di fissaggio pag. 300
Tasti e simbologie da pag. 301 a pag. 307
Schemi elettrici da pag. 331 a pag. 349

General features page 299
Dimensions and fixing tools page 300
Keys and icons from page 301 to page 307
Circuit diagrams from page 331 to page 349

• Interruttori a tasto basculante serie “600”

Materiale di corpo, tasto: acetalico nero
Simboli: di colore bianco, stampigliati a caldo o serigrafati
Tipo di terminale: lamellare maschio 6.35mm.
Illuminazione: lampada 30mA 12/24V LED 12V o 24V
Grado di protezione frontale: IP 65
Temperatura di funzionamento: - 40°C ÷ +85°C
Carico max: 10 A @ 12V
5 A @ 24V

• *Rocker switches “600” series*

Housing and button material: black acetal resin
Icons: white color, hot stamped or silk screened
Type of terminal: male blade terminal 6.35mm.
Lighting: 12/24V Bulb - 12V or 24V LED
Front sealing: IP 65
Operating temperature: - 40°C ÷ +85°C
Ratings: 10 A @ 12V
5 A @ 24V

Serie - *series* “600”

Scala 1:1
Scale 1:1





NON ILLUMINATO
SWITCH OFF

ILLUMINAZIONE DI RICERCA
LOCATION LIGHTING

ILLUMINAZIONE - FUNZIONE
FULL ILLUMINATED FUNCTION

LAMPADA
BULB

ESEMPI COLORE LED
EXAMPLES OF LED COLOR



FORATURA - *FIXING HOLE*
mm 21 x 36,8

SERIE - *SERIES*
"600"

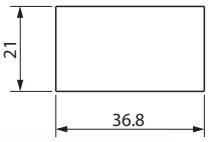

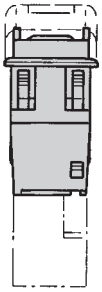

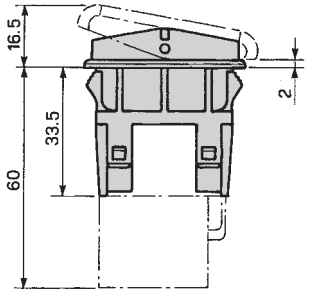

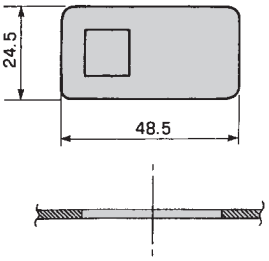

1,5 ÷ 3 mm.
Spessore cruscotto
Dashboard thickness

Scala 1:1
Scale 1:1

OPTIONAL

FORATURA - *FIXING HOLE*
mm 22 x 44

SERIE - *SERIES*
"600"

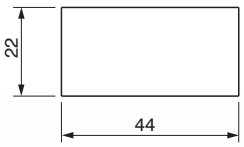

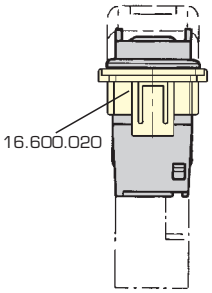

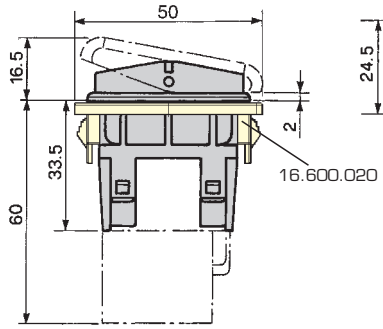

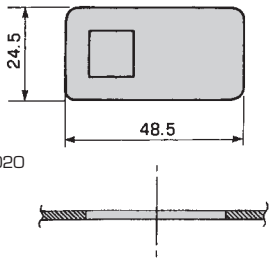

1,5 ÷ 3 mm.
Spessore cruscotto
Dashboard thickness

Scala 1:1
Scale 1:1

OPTIONAL

TASTI SERIE "600" - *KEYS "600" SERIES*

ILLUMINAZIONE - ***LIGHTING:***
funzione - *function*

ILLUMINAZIONE - ***LIGHTING:***
funzione/ricerca - *function/location*

VERSIONE TASTO CON VETRINO FUNZIONE - *KEY VERSION WITH LENS FOR FUNCTION*

P/N	TASTO *KEY*	DESCRIZIONE *DESCRIPTION*	P/N	TASTO *KEY*	DESCRIZIONE *DESCRIPTION*	P/N	TASTO *KEY*	DESCRIZIONE *DESCRIPTION*
16.601.061		fari lavoro *work lamps*	**16.601.079**		plafoniera *interior dome light*	**16.601.097**		tergi-lavacristallo *windscreen wiper washer*
16.601.062		innesto D.T. *4 WD*	**16.601.080**		ventilazione inserita *ventilating fan*	**16.601.098**		luci di profondità *high beams*
16.601.063		bloccaggio differenziale *differential lock*	**16.601.081**		avvisatore acustico *horn*	**16.601.099**		marcia lenta *slow gear*
16.601.064		fari lavoro *work lamps*	**16.601.082**		interruttore luci generali *master lighting switch*	**16.601.A01**		tergilunotto *rear window wiper*
16.601.065		fari lavoro *work lamps*	**16.601.083**		fari fendinebbia *fog lights*	**16.601.A02**		indicatore *indicator*
16.601.066		fari lavoro *work lamps*	**16.601.084**		retronebbia *rear fog lights*	**16.601.A03**		tergicristallo *windscreen wiper*
16.601.067		fari lavoro *work lamps*	**16.601.085**		luci strumenti *instrument lighting*	**16.601.A04**		sollevamento assale *trailing axale*
16.601.068		lampada rotante *beacon*	**16.601.086**	TEST	prova lampade *lamp test*	**16.601.A05**		bloccaggio assale *cross-shaft axle lock*
16.601.069		emergenza *hazard*	**16.601.087**		alzacristallo *window winder*	**16.601.A06**		innesto D.T. *4 WD*
16.601.070		sollevatore alzato/abbassato *rockshaft up/down*	**16.601.088**		riscaldamento supplementare *additional heating*	**16.601.A07**		freno a mano inserito *hand brake on*
16.601.071		presa di forza *power take-off*	**16.601.089**		preriscaldamento motore *engine preheating*	**16.601.A08**		chiusura comandi idraulici *hydraulic drive locking*
16.601.072		elettroventilatore *electric fan*	**16.601.090**		proiettore piano carico *cargo compartment lighting*	**16.601.A09**		marcia veloce *fast gear*
16.601.073		proiettore lavoro *work lamp*	**16.601.091**		riscaldamento motore *engine heating*	**16.601.A10**		cassone sollevato *dump body*
16.601.074		proiettore lavoro *work lamp*	**16.601.092**		retrovisore riscaldato *heated rear window*	**16.601.A11**		selezione marce hard/soft *hard/soft gearshift*
16.601.075	CHECK	check	**16.601.093**		sedile riscaldato *heated seat*	**16.601.A12**		luci di posizione *parking lights*
16.601.076		tergi-lavacristallo *windscreen wiper washer*	**16.601.094**		riscaldamento cabina *auxiliary heating*	**16.601.A13**		lavacristallo *windscreen washer*
16.601.077		arresto motore *engine stop*	**16.601.095**		tergi-lavalunotto *rear window wiper washer*	**16.601.A14**		sbrinatore *defroster*
16.601.078		illuminazione posto autista *driving seat lighting*	**16.601.096**		luci anabbaglianti *low beams*	**16.601.A15**		lampada rotante *beacon*

P/N	TASTO *KEY*	DESCRIZIONE *DESCRIPTION*
16.601.A16	540	presa di forza 540 *540 power take off*
16.601.A17	1000	presa di forza 1000 *1000 power take off*
16.601.A18		spazzola *brush*
16.601.A19		aspiratore *extractor*
16.601.A20		innesto D.T. *4 WD*
16.601.A21		rubinetto acqua corrente *running water tap*
16.601.A22		ancora *anchor*
16.601.A23		presa ventilatore turbosoffiante *bilge blower*
16.601.A24		regolazione sistema di propulsione *propulsion system trim*
16.601.A25		musica *music*
16.601.A26		luce di fonda *anchor light*
16.601.A27		pompa di sentina *bilge pump*
16.601.A28		portellone *door*
16.601.A29		tergicristallo *windscreen wiper*
16.601.A30		frigorifero inserito *refrigerator on*
16.601.A31	2	pompa di sentina 2 *bilge pump 2*
16.601.A32	BATT PARL	parallelo batteria *battery parallel*
16.601.A33		luci strumenti *instrument lighting*
16.601.A34		luci di posizione *parking lights*
16.601.A35		avvisatore acustico *horn*
16.601.A36		plafoniera *interior dome light*
16.601.A37		emergenza *hazard*

P/N	TASTO *KEY*	DESCRIZIONE *DESCRIPTION*
16.601.A38		variatore ventilatore *fan speed changer*
16.601.A39		variatore battitore *tresher speed changer*
16.601.A40		galleggiamento barra *bar floating*
16.601.A41		livellamento *levelling*
16.601.A42		livellamento *levelling*
16.601.A43		livellamento longitudinale *longitudinal levelling*
16.601.A44		livellamento trasversale *transverse levelling*
16.601.A45		indicatore fine corsa *stroke end indicator*
16.601.A46		livel. longitudinale manuale *manual longitudinal levelling*
16.601.A47		escl. terzo martinetto *third jack cut-out*
16.601.A48		reg. deflettori *side mirror adjustment*
16.601.A49		preriscaldo motore *engine preheating*
16.601.A50		lampada rotante *beacon*
16.601.A51		innesto D.T. *4 WD*
16.601.A52		proiettore piano carico *cargo compartment lighting*
16.601.A53		tergi-lavacristallo *windscreen wiper washer*
16.601.A54		faro interno serbatoio *inside tank light*
16.601.A55		luci di profondità aux *aux high beams*
16.601.A56		plafoniera *interior dome light*
16.601.A57		retronebbia *rear fog lights*
16.601.A58		luci anabbaglianti *low beams*
16.601.A59		alza/abbassa tubo *pipe up/down*

P/N	TASTO *KEY*	DESCRIZIONE *DESCRIPTION*
16.601.A60		rotazione aspo *swift rotation*
16.601.A61		blocco tubo di scarico *muffler lock*
16.601.A62		controrotazione aspo *swift counter-rotation*
16.601.A63		emergenza *hazard*
16.601.A64	AUTO MANU	blocco 4 ruote direttrici *4 directional wheels lock*
16.601.A65		setting
16.601.A66		setting
16.601.A67	Tüv	rampe idrauliche *hydraulic ramps*
16.601.A68	Twin	turbine twin *twin*
16.601.A69	RPM + −	acceleratore *accelerator*
16.601.A70		allineamento *alignment*
16.601.A71		scala *ladder*
16.601.A72		pompa di sentina *bilge pump*
16.601.A73		scala *ladder*
16.601.A74		pompa di sentina *bilge pump*
16.601.A75		fari lavoro *work lamps*
16.601.A76		livellamento *levelling*
16.601.A77		tracciatore *tracer*
16.601.A78		tracciatore *tracer*
16.601.A79	Twin	turbine twin *twin*
16.601.A80		scala *ladder*
16.601.A81		tergicristallo *windscreen wiper*

P/N	TASTO *KEY*	DESCRIZIONE *DESCRIPTION*
16.601.A82		lavacristallo *windscreen washer*
16.601.A83		presa di forza *power take-off*
16.601.A84		acceleratore *accelerator*
16.601.A85		blocco 4 ruote direttrici *4 directional wheels lock*
16.601.A86		rampe idrauliche *hydraulic ramps*
16.601.A87		interruttore luci generali *master lighting switch*
16.601.A88		emergenza *hazard*
16.601.A89		tergi-lavacristallo *windscreen wiper washer*
16.601.A90		proiettore lavoro *work lamp*
16.601.A91		tergi-lavalunotto *rear window wiper washer*
16.601.A92		indicatore di direzione *direction indicator*
16.601.A93		proiettore lavoro *work lamp*
16.601.A94		inclinazione longitudinale *longitudinal inclination control*
16.601.A95		lampada rotante *beacon*
16.601.A96		avvisatore acustico *horn*
16.601.A97		freno a mano inserito *hand brake on*
16.601.A98		bloccaggio differenziale *differential lock*
16.601.A99		luci di profondità aux *aux high beams*
16.601.B01		*4 ruote motrici 4 WD*
16.601.B02		lunotto termico *heated rear window*
16.601.B03		tre lampeggianti *three flashing lights*
16.601.B04		lampada rotante *beacon*

P/N	TASTO *KEY*	DESCRIZIONE *DESCRIPTION*
16.601.B05		illuminazione *lighting*
16.601.B06		lampada rotante *beacon*
16.601.B07		musica *music*
16.601.B08		indicatore di direzione *direction indicator*
16.601.B09		stabilizzatore sx *left stabilizer*
16.601.B10		stabilizzatore dx *right stabilizer*
16.601.B11		pala *shovel*
16.601.B12		bloccaggio gradino *footboard lock*
16.601.B13		basso giri motore *low rpm*
16.601.B14		plafoniera *interior dome light*
16.601.B15		tergi-lavacristallo *windscreen wiper washer*
16.601.B16		innesto D.T. *4 WD*
16.601.B17		apertura porta 1 *door 1 opener*
16.601.B18		apertura porta 2 *door 2 opener*
16.601.B19		controrotazione aspo *swift counter-rotation*
16.601.B20		rotazione micromotori *micromotors rotation control*
16.601.B21		blocco stabilizzatori *stabilizers lock*
16.601.B22		controrotazione aspo *swift counter-rotation*
16.601.B23		frigorifero inserito *refrigerator on*
16.601.B24		oscillazione braccio *boom swing*
16.601.B25		nastro trasportatore *conveyor belt*
16.601.B26		direzione flusso *flux direction*

P/N	TASTO *KEY*	DESCRIZIONE *DESCRIPTION*
16.601.B27		variazione giri motore *rpm changer*
16.601.B28		esclusione arresto motore *engine stop inhibition*
16.601.B29		livellamento barra dx *right bar levelling*
16.601.B30		livellamento barra sx *left bar levelling*
16.601.B31		nastro trasportatore *conveyor belt*
16.601.B32		galleggiamento automatico barra *automatic bar floating*
16.601.B33		oscillazione braccio *boom swing*
16.601.B34		rallentatore *retarder*
16.601.B35		proiettore lavoro *work lamp*
16.601.B36		proiettori ausiliari *auxiliary headlamps*
16.601.B37		lampada rotante *beacon*
16.601.B38		proiettore lavoro *worklamp*
16.601.B39		rubinetto acqua corrente *running water tap*
16.601.B40		acqua ad alta pressione *water high pressure*
16.601.B41		espansione tracciato *track extend*
16.601.B42		bloccaggio differenziale *differential lock*

VERSIONE TASTO CON VETRINO FUNZIONE / RICERCA
KEY VERSION WITH LENS FOR FUNCTION / LOCATION

P/N	TASTO *KEY*	DESCRIZIONE *DESCRIPTION*	P/N	TASTO *KEY*	DESCRIZIONE *DESCRIPTION*	P/N	TASTO *KEY*	DESCRIZIONE *DESCRIPTION*
16.602.061		fari da lavoro *work lamps*	**16.602.081**		avvisatore acustico *horn*	**16.602.A02**		indicatore *indicator*
16.602.062		innesto D.T. *4 WD*	**16.602.082**		interruttore luci generali *master lighting switch*	**16.602.A03**		tergicristallo *windscreen wiper*
16.602.063		bloccaggio differenziale *differential lock*	**16.602.083**		fari fendinebbia *fog lights*	**16.602.A04**		sollevamento assale *trailing axle*
16.602.064		fari lavoro *work lamps*	**16.602.084**		retronebbia *rear fog lights*	**16.602.A05**		bloccaggio assale *cross-shaft axle lock*
16.602.065		fari lavoro *work lamps*	**16.602.085**		luci strumenti *instrument lighting*	**16.602.A06**		innesto D.T. *4 WD*
16.602.066		fari lavoro *work lamps*	**16.602.086**	TEST	prova lampade *lamp test*	**16.602.A07**		freno a mano inserito *hand brake on*
16.602.067		fari lavoro *work lamps*	**16.602.087**		alzacristallo *window winder*	**16.602.A08**		chiusura comandi idraulici *hydraulic drive locking*
16.602.068		lampada rotante *beacon*	**16.602.088**		riscaldamento supplementare *additional heating*	**16.602.A09**		marcia veloce *fast gear*
16.602.069		emergenza *hazard*	**16.602.089**		preriscaldamento motore *engine preheating*	**16.602.A10**		cassone sollevato *dump body*
16.602.070		sollevatore alzato/abbassato *rockshaft up/down*	**16.602.090**		proiettore piano carico *cargo compartment lighting*	**16.602.A11**		selezione marce hard-soft *hard-soft gearshift*
16.602.071		presa di forza *power take-off*	**16.602.091**		riscaldamento motore *engine heating*	**16.602.A12**		luci di posizione *parking lights*
16.602.072		elettroventilatore *electric fan*	**16.602.092**		retrovisore riscaldato *heated rear window*	**16.602.A13**		lavacristallo *windscreen washer*
16.602.073		proiettore lavoro *work lamp*	**16.602.093**		sedile riscaldato *heated seat*	**16.602.A14**		sbrinatore *defroster*
16.602.074		proiettore lavoro *work lamp*	**16.602.094**		riscaldamento cabina *auxiliary heating*	**16.602.A15**		lampada rotante *beacon*
16.602.075	CHECK	check	**16.602.095**		tergi-lavalunotto *rear window wiper washer*	**16.602.A16**	540	presa di forza 540 *540 power take-off*
16.602.076		tergi-lavacristallo *windscreen wiper washer*	**16.602.096**		luci anabbaglianti *low beams*	**16.602.A17**	1000	presa di forza 1000 *1000 power take-off*
16.602.077		arresto motore *engine stop*	**16.602.097**		tergi-lavacristallo *windscreen wiper washer*	**16.602.A18**		spazzola *brush*
16.602.078		illuminazione posto autista *driving seat lighting*	**16.602.098**		luci di profondità *high beams*	**16.602.A19**		aspiratore *extractor*
16.602.079		plafoniera *interior dome light*	**16.602.099**		marcia lenta *slow gear*	**16.602.A20**		innesto D.T. *4 WD*
16.602.080		ventilazione inserita *ventilating fan*	**16.602.A01**		tergilunotto *rear window wiper*	**16.602.A21**		rubinetto acqua corrente *running water tap*

P/N	TASTO *KEY*	DESCRIZIONE *DESCRIPTION*
16.602.A22		ancora *anchor*
16.602.A23		presa ventilatore turbosoffiante *bilge blower*
16.602.A24		regolazione sistema di propulsione *propulsion system trim*
16.602.A25		musica *music*
16.602.A26		luce di fonda *anchor light*
16.602.A27		pompa di sentina *bilge pump*
16.602.A28		portellone *door*
16.602.A29		tergicristallo *windscreen wiper*
16.602.A30		frigorifero inserito *refrigerator on*
16.602.A31		pompa di sentina 2 *bilge pump 2*
16.602.A32	BATT PARL	parallelo batteria *battery parallel*
16.602.A33		luci strumenti *instrument lighting*
16.602.A34		luci di posizione *parking lights*
16.602.A35		avvisatore acustico *horn*
16.602.A36		plafoniera *interior dome light*
16.602.A37		fari lavoro *work lamps*
16.602.A38		lampada rotante *beacon*
16.602.A39		fari lavoro *work lamps*
16.602.A40		fari lavoro *work lamps*
16.602.A41	REGU LOR	regulor
16.602.A42		bloccaggio differenziale *differential lock*
16.602.A43		fari lavoro *work lamps*

P/N	TASTO *KEY*	DESCRIZIONE *DESCRIPTION*
16.602.A44		fari lavoro *work lamps*
16.602.A45		fari lavoro *work lamps*
16.602.A46		fari lavoro *work lamps*
16.602.A47		fari lavoro *work lamps*
16.602.A48		bloccaggio differenziale *differential lock*
16.602.A49		lampada rotante *beacon*
16.602.A50	REGU LOR	regulor
16.602.A51		fari lavoro *work lamps*
16.602.A52		rampe idrauliche *hydraulic ramps*
16.602.A53		lampada rotante *beacon*
16.602.A54		vibrazioni rullo *roll vibrations*
16.602.A55		plafoniera *interior dome light*
16.602.A56		emergenza *hazard*
16.602.A57	KM/H	velocità costante *constant speed*
16.602.A58		movimentazione carrello *bogie*
16.602.A59	OUTIL 1	attrezzo 1 *tool 1*
16.602.A60	OUTIL 1	attrezzo 1 *tool 1*
16.602.A61		avvisatore acustico *horn*
16.602.A62		marcia veloce *fast gear*
16.602.A63		illuminazione *lighting*
16.602.A64		musica *music*
16.602.A65		luce scale *stairs light*

P/N	TASTO *KEY*	DESCRIZIONE *DESCRIPTION*
16.602.A66		frigorifero inserito *refrigerator on*
16.602.A67		retrovisore riscaldato *heated rear window*
16.602.A68		ventilazione inserita *ventilating fan*
16.602.A69	OFF	OFF - RES
16.602.A70		pulizia aria *air cleaning*
16.602.A71		scala *ladder*
16.602.A72		sollevatore alzato/abbassato *rockshaft up/down*
16.602.A73		plafoniera *interior dome light*
16.602.A74		rallentatore *retarder*
16.602.A75		presa di forza *power take-off*
16.602.A76	DPD	D.P.D.
16.602.A77		pedana disabili *footboard for disabled*
16.602.A78		frigorifero inserito *refrigerator on*
16.602.A79		rotazione aspo *swift rotation*
16.602.A80		intasamento filtro *filter obstruction*
16.602.A81		bloccaggio flusso *flux lock*
16.602.A82		apertura forca *fork open*
16.602.A83		apertura spruzzatori *sprinklers open*
16.602.A84		riscaldatore *heater*
16.602.A85		variazione giri motore *rpm changer*
16.602.A86		consenso regolazione *maintenance control*
16.602.A87	1/2	selettore *selector*

P/N	TASTO *KEY*	DESCRIZIONE *DESCRIPTION*	P/N	TASTO *KEY*	DESCRIZIONE *DESCRIPTION*	P/N	TASTO *KEY*	DESCRIZIONE *DESCRIPTION*
16.602.A88		plafoniera *interior dome light*						
16.602.A89		tergicristallo *windscreen wiper*						
16.602.A90	ASR	ASR						
16.602.A91		rallentatore *retarder*						
16.602.A92		abbassamento assale *side kneeling*						
16.602.A93		lampada rotante *beacon*						
16.602.A94		illuminazione bacheca *noticeboard light*						
16.602.A95	e BILET	obliteratrice *punching machine*						
16.602.A96	e BILET	obliteratrice *punching machine*						
16.602.A97		rubinetto acqua corrente *running water tap*						
16.602.A98		espansione tracciato *track extend*						
16.602.A99		automatico *automatic*						

P/N	TASTO *KEY*	DESCRIZIONE *DESCRIPTION*	P/N	TASTO *KEY*	DESCRIZIONE *DESCRIPTION*	P/N	TASTO *KEY*	DESCRIZIONE *DESCRIPTION*

Caratteristiche generali pag. 309
Dimensioni e accessori di fissaggio pag. 310
Tasti e simbologie da pag. 311 a pag. 321
Schemi elettrici da pag. 331 a pag. 349

General features page 309
Dimensions and fixing tools page 310
Keys and icons from page 311 to page 321
Circuit diagrams from page 331 to page 349

• Interruttori a tasto basculante serie “1400”

Materiale corpo, tasto: acetalico nero
Simboli: di colore bianco, stampigliati a caldo;
di colore nero, incisi a laser
Tipo di terminale: lamellare maschio 6.35mm.
Illuminazione: lampada 30mA 12/24V - LED 12V o 24V
Grado di protezione frontale: IP 66
Temperatura di utilizzo: - 40°C ÷ +85°C
Carico max: 10 A @ 12V
5 A @ 24V

• *Rocker switches “1400” series*

Housing and button material: black acetal resin
Icons: white color, hot stamped; black color, laser engraved
Type of terminal: male blade terminal 6.35mm.
Lighting: 30mA 12/24V Bulb - 12V or 24V LED
Front sealing: IP 65
Operating temperature: - 40°C ÷ +85°C
Ratings: 10 A @ 12V
5 A @ 24V

Serie - *series* “1400”

Scala 1:1
Scale 1:1





NON ILLUMINATO
SWITCH OFF

ILLUMINAZIONE DI RICERCA
LOCATION LIGHTING

ILLUMINAZIONE - FUNZIONE
FULL ILLUMINATED FUNCTION

LAMPADA
BULB

ESEMPI COLORE LED
EXAMPLES OF LED COLOR



FORATURA - *FIXING HOLE*
mm 21 x 36,8

SERIE - *SERIES*
"1400"

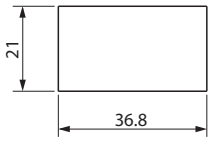

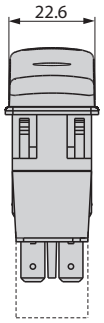

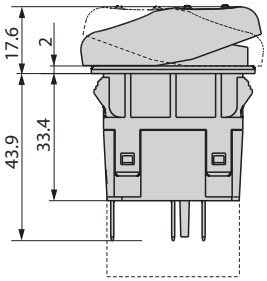

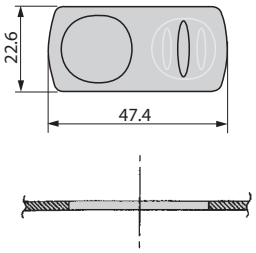

Scala 1:1
Scale 1:1

OPTIONAL

FORATURA - *FIXING HOLE*
mm 22 x 44

SERIE - *SERIES*
"1400"

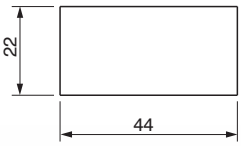

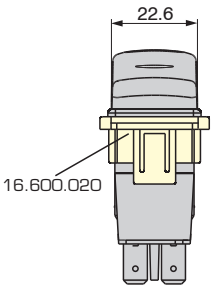

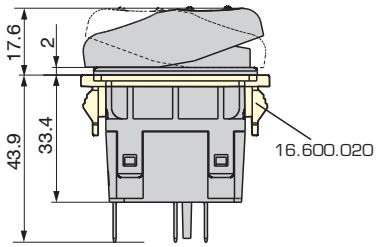

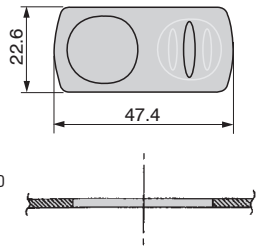

1,5 ÷ 3 mm.
Spessore cruscotto
Dashboard thickness

Scala 1:1
Scale 1:1

OPTIONAL

TASTI SERIE "1400" - *KEYS "1400" SERIES*



ILLUMINAZIONE - ***LIGHTING:***
funzione - *function*

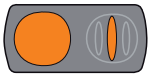

ILLUMINAZIONE - ***LIGHTING:***
funzione/ricerca - *function/location*

VERSIONE TASTO SENZA VETRINI
KEY VERSION WITHOUT LENSES

TASTO / *KEY*
16.1400.0010
(in pc nero / black pc)

VERSIONE TASTO CON 1 VETRINO GRANDE FUNZIONE - SOLO A LAMPADA
KEY VERSION WITH 1 BIG LENS FOR FUNCTION - ONLY BULB

P/N	TASTO *KEY*	DESCRIZIONE *DESCRIPTION*	P/N	TASTO *KEY*	DESCRIZIONE *DESCRIPTION*	P/N	TASTO *KEY*	DESCRIZIONE *DESCRIPTION*
16.1400.A001		avvisatore acustico *horn*	**16.1400.A019**		presa di forza *power take-off*	**16.1400.A037**		blocco cambio automatico *powershift clutch lock*
16.1400.A002	PPC	PPC	**16.1400.A020**		prese idrauliche *hydraulic connections*	**16.1400.A038**		tergilavalunotto *rear window wiper washer*
16.1400.A003	POWER	power	**16.1400.A021**		condizionatore *air conditioning*	**16.1400.A039**		emergenza *hazard*
16.1400.A004		emergenza *hazard*	**16.1400.A022**	AUX	AUX	**16.1400.A040**		frigorifero inserito *refrigerator on*
16.1400.A005		tasto neutro *neutral rocker switch*	**16.1400.A023**	AUX 1	AUX 1	**16.1400.A041**		lampada rotante *beacon*
16.1400.A006		tasto neutro *neutral rocker switch*	**16.1400.A024**	AUX 2	AUX 2	**16.1400.A042**		tergilunotto *rear window wiper*
16.1400.A007		lavacristallo *windscreen washer*	**16.1400.A025**	AUX 3	AUX 3	**16.1400.A043**		blocco assale *cross-shaft axle lock*
16.1400.A008		tergilunotto *rear window wiper*	**16.1400.A026**		freno rimorchio *trailer brake*	**16.1400.A044**		blocco differenziale *differential lock*
16.1400.A009		lampada rotante *beacon*	**16.1400.A027**		sospensione su braccio *suspension arm*	**16.1400.A045**		collegamenti elettrici AUX *AUX electric control*
16.1400.A010		retronebbia *rear fog lights*	**16.1400.A028**		luci anabbaglianti *low beams*	**16.1400.A046**		connessione rapida *quick connection*
16.1400.A011		faro lavoro *work lamp*	**16.1400.A029**		faro lavoro *work lamp*	**16.1400.A047**		lampada rotante *beacon*
16.1400.A012		ventilazione inserita *ventilating fan*	**16.1400.A030**		fari da lavoro *work lamp*	**16.1400.A049**		blocco assale *cross-shaft axle lock*
16.1400.A013		sedile riscaldato *heated seat*	**16.1400.A031**		faro lavoro *work lamp*	**16.1400.A050**		emergenza *hazard*
16.1400.A014		tasto neutro *neutral rocker switch*	**16.1400.A032**		collegamenti idraulici AUX I II *I II AUX hydraulic control*	**16.1400.A051**		tasto neutro *neutral rocker switch*
16.1400.A015		riscaldamento cabina *auxiliary heating*	**16.1400.A033**		collegamenti idraulici AUX *AUX hydraulic control*	**16.1400.A052**		collegamenti elettrici AUX *AUX electric control*
16.1400.A016		sbrinatore *defroster*	**16.1400.A034**		lampada rotante *beacon*	**16.1400.A053**		energia elettrica *electricity*
16.1400.A017		tergicristallo *windscreen wiper*	**16.1400.A035**		livellamento telaio *frame levelling*	**16.1400.A054**		energia elettrica *electricity*
16.1400.A018		benna miscelatore *mixer bucket*	**16.1400.A036**		collegamenti idraulici AUX *AUX hydraulic control*	**16.1400.A055**		blocco assale *cross-shaft axle lock*

P/N	TASTO *KEY*	DESCRIZIONE *DESCRIPTION*
16.1400.A056		faro lavoro *work lamp*
16.1400.A057		tergilavacristallo *windscreen wiper washer*
16.1400.A058		retronebbia *rear fog lights*
16.1400.A059		riscaldamento cabina *auxiliary heating*
16.1400.A060		lampada rotante *beacon*
16.1400.A061		blocco differenziale *differential lock*
16.1400.A062		tergi-lava cristallo *windscreen wiper washer*
16.1400.A063		ventola *fan*
16.1400.A064		caricatore sx *left loader*
16.1400.A065		controllo corsa *ride control*
16.1400.A066		faro lavoro *work lamp*
16.1400.A067		faro lavoro *work lamp*
16.1400.A068		lavacristallo *windscreen wiper*
16.1400.A069		movimentazione cilindri *cylinders control*
16.1400.A070		preriscaldamento motore *engine preheating*
16.1400.A071		strada scivolosa *slippery road*
16.1400.A072		controllo motore *diagnosis of engine*
16.1400.A073		allacciamento dati *data latching*
16.1400.A074		test
16.1400.A075		plafoniera *interior dome light*
16.1400.A076		retronebbia *rear fog light*
16.1400.A077		blocco differenziale anteriore *front differential lock*

P/N	TASTO *KEY*	DESCRIZIONE *DESCRIPTION*
16.1400.A078		blocco differenziale posteriore *rear differential lock*
16.1400.A079		blocco differenziale centrale *central differential lock*
16.1400.A080		porta *door*
16.1400.A081		blocco differenziale 1 *differential lock 1*
16.1400.A082		blocco differenziale 2 *differential lock 2*
16.1400.A083		emergenza *hazard*
16.1400.A084		tergi-lava cristallo *widscreen wiper washer*
16.1400.A085		faro da lavoro *worklamp*
16.1400.A086		esclusione retarder *retarder inhibition*
16.1400.A087		*antenna*
16.1400.A088		lavacristallo *windscreen wiper*
16.1400.A089		faro da lavoro posteriore *rear worklamp*
16.1400.A090		icona personalizzata *custom icon*
16.1400.A091		partenza facilitata in salita *hill older*
16.1400.A092		porta autista *driver door*
16.1400.A093	OFF ASR	OFF ASR
16.1400.A094		termoavviatore *preheater*
16.1400.A095		strada scivolosa *slippery road*
16.1400.A096		blocco assiale *cross-shaft axale lock*
16.1400.A097		blocco *lock*
16.1400.A098		controllo motore *diagnosis of engine*
16.1400.A099		freno a mano inserito *hand brake on*

P/N	TASTO *KEY*	DESCRIZIONE *DESCRIPTION*
16.1400.A100		retronebbia *rear fog light*
16.1400.A101		scala *ladder*
16.1400.A102		lampada rotante *beacon*
16.1400.A103		allacciamento dati *data latching*
16.1400.A104		avvisatore acustico *horn*
16.1400.A105	TEST	prova lampade *lamp test*
16.1400.A106		test
16.1400.A107		interruttore luci generali *master light switch*
16.1400.A108		faro da lavoro *worklamp*
16.1400.A109		freno a mano inserito *hand brake on*
16.1400.A110		tasto neutro *neutral rocker switch*
16.1400.A111		veicolo fermo *stationary*
16.1400.A112		icona personalizzata *custom icon*
16.1400.A113		blocco differenziale *widscreen wiper washer*
16.1400.A114		lavalunotto *rear window washer*
16.1400.A115		blocco differenziale *widscreen wiper washer*
16.1400.A116		innesto DT *4WD*
16.1400.A117		lampada rotante *beacon*
16.1400.A118		icona personalizzata *custom icon*
16.1400.A119		assale oscillante *turning axle*
16.1400.A120		icona personalizzata *custom icon*
16.1400.A121		faro da lavoro *worklamp*

P/N	TASTO *KEY*	DESCRIZIONE *DESCRIPTION*
16.1400.A122		luci posizione anabbaglianti *parking lights and low beams*
16.1400.A123		AUX 3
16.1400.A124		freno a mano inserito *hand brake on*
16.1400.A125		icona personalizzata *custom icon*
16.1400.A126		icona personalizzata *custom icon*
16.1400.A127		icona personalizzata *custom icon*

P/N	TASTO *KEY*	DESCRIZIONE *DESCRIPTION*
16.1400.A128		STOP
16.1400.A129		icona personalizzata *custom icon*
16.1400.A130		blocco differenziale *widscreen wiper washer*
16.1400.A131		livellamento *levelling*
16.1400.A132		icona personalizzata *custom icon*
16.1400.A133		icona personalizzata *custom icon*

P/N	TASTO *KEY*	DESCRIZIONE *DESCRIPTION*
16.1400.A134		icona personalizzata *custom icon*
16.1400.A135		icona personalizzata *custom icon*
16.1400.A136		icona personalizzata *custom icon*
16.1400.A137		tergi-lavalunotto *rear window wiper washer*
16.1400.A138		fari da lavoro anteriori *front worklamp*
16.1400.A139		fari da lavoro posteriori *rear worklamp*

VERSIONE TASTO CON 2 VETRINI: 1 VETRINO GRANDE FUNZIONE - 1 VETRINO PICCOLO ATTIVAZIONE (SOLO A LAMPADA)
KEY VERSION WITH 2 LENSES: 1 BIG LENS FOR FUNCTION - 1 SMALL LENS FOR LOCATION LIGHTING (ONLY BULB)

P/N	TASTO *KEY*	DESCRIZIONE *DESCRIPTION*
16.1400.B001		emergenza *hazard*
16.1400.B002		blocco assale *cross-shaft axle lock*
16.1400.B003		bloccaggio traslazione braccio *arm shifting lock*
16.1400.B004		blocco retro *rear lock*
16.1400.B005		benna *bucket*
16.1400.B006		controllo corsa *ride control*
16.1400.B007		ruspetta *scraper*
16.1400.B008		martello *hammer*
16.1400.B009		interruttore luci generali *master lighting switch*
16.1400.B010		faro lavoro *work lamp*
16.1400.B011		faro lavoro *work lamp*
16.1400.B012		lampada rotante *beacon*
16.1400.B013		blocco assale *cross-shaft axle lock*

P/N	TASTO *KEY*	DESCRIZIONE *DESCRIPTION*
16.1400.B014		lampada rotante *beacon*
16.1400.B015		bloccaggio traslazione braccio *arm shifting lock*
16.1400.B016		blocco retro *rear lock*
16.1400.B017		benna *bucket*
16.1400.B018		controllo corsa *ride control*
16.1400.B019		ruspetta *scraper*
16.1400.B020		martello *hammer*
16.1400.B021		faro lavoro *work lamp*
16.1400.B022		faro lavoro *work lamp*
16.1400.B023		interruttore luci generali *master lighting switch*
16.1400.B025		PPC
16.1400.B027		emergenza *hazard*
16.1400.B028		lavacristallo *windscreen wiper*

P/N	TASTO *KEY*	DESCRIZIONE *DESCRIPTION*
16.1400.B029		ventola *fan*
16.1400.B030		retronebbia *rear fog lights*
16.1400.B031		abbatti polvere *dust remover*
16.1400.B032		faro lavoro *work lamp*
16.1400.B033		apertura porta 1 *door 1 opener*
16.1400.B034		apertura porta 2 *door 2 opener*
16.1400.B035		sedile riscaldato *heated seat*
16.1400.B036		plafoniera *interior dome light*
16.1400.B037		fari fendinebbia *fog lights*
16.1400.B038		retrovisori riscaldati *heated rear window*
16.1400.B039		emergenza *hazard*
16.1400.B040		console light *luci quadro*
16.1400.B041		caffè *coffee*

P/N	TASTO *KEY*	DESCRIZIONE *DESCRIPTION*
16.1400.B042		lunotto termico *heated rear window*
16.1400.B043		ricircolo aria *air recirculation*
16.1400.B044		blocco differenziale *differential lock*
16.1400.B045		luce di cortesia *courtesy light*
16.1400.B046		porta autista *driver door*
16.1400.B047		tasto neutro *neutral rocker switch*
16.1400.B048		tasto neutro *neutral rocker switch*
16.1400.B049		tasto neutro *neutral rocker switch*
16.1400.B050		tasto neutro *neutral rocker switch*
16.1400.B051		tergilavacristallo *windscreen wiper washer*
16.1400.B052		blocco differenziale *differential lock*
16.1400.B053		luci di posizione *parking lights*
16.1400.B054		luci di posizione e anabbaglianti *parking lights and low beams*
16.1400.B055		tergi-lava lunotto *rear window wiper washer*
16.1400.B056		tergilunotto *rear window wiper*
16.1400.B057		lavalunotto *rear window washer*
16.1400.B058		blocco differenziale *differential lock*
16.1400.B059		luci anabbaglianti *low beams*
16.1400.B060		indicatore di direzione *direction indicator*
16.1400.B062		tergicristallo *windscreen wiper*
16.1400.B063		marcia veloce *fast gear*
16.1400.B064		marcia lenta *slow gear*

P/N	TASTO *KEY*	DESCRIZIONE *DESCRIPTION*
16.1400.B065		presa di forza *power take-off*
16.1400.B066		blocco assale *cross-shaft axle lock*
16.1400.B067		piede stabilizzatore sx *left stabilizer*
16.1400.B068		piede stabilizzatore dx *right stabilizer*
16.1400.B069		assale oscillante *turning axle*
16.1400.B070		assale oscillante *turning axle*
16.1400.B071		scuoti filtro *filter shaker*
16.1400.B072		condizionatore *air conditioning*
16.1400.B073		blocco *lock*
16.1400.B074		blocco rotazione *rotation lock*
16.1400.B075		uscita spazzole LH *LH brushes*
16.1400.B076		uscita spazzole RH *RH brushes*
16.1400.B077		spazzola LH *LH brush*
16.1400.B078		spazzola RH *RH brush*
16.1400.B079		cassone sollevato *dump body*
16.1400.B080		salita/discesa cassone *body up/down*
16.1400.B081		comando spazzola *brush control*
16.1400.B082		aspiratore *extractor*
16.1400.B083		blocco livellamento *levelling lock*
16.1400.B084		sospensioni automatiche *automatic suspensions*
16.1400.B085		apertura sportello *door opener*
16.1400.B086		chiusura sportello *door closing*

P/N	TASTO *KEY*	DESCRIZIONE *DESCRIPTION*
16.1400.B087		rotazione LH - RH *LH - RH rotation*
16.1400.B088		faro lavoro anteriore *front work lamp*
16.1400.B089		faro lavoro posteriore *rear work lamp*
16.1400.B090		retrovisori riscaldati *heated rear window*
16.1400.B091		uscita spazzole *brushes*
16.1400.B092		movimento spazzole *brushes up/down*
16.1400.B093		reset filtro *filter reset*
16.1400.B094		rotazione aspo *swift rotation*
16.1400.B095		1° marcia *first gear*
16.1400.B096		2° marcia *second gear*
16.1400.B097		n° giri motore *engine RPM*
16.1400.B098		luci di posizione *parking lights*
16.1400.B099		luci di fonda *anchor light*
16.1400.B100		avvisatore acustico *horn*
16.1400.B101		*FLAP*
16.1400.B102		aspiratore *extractor*
16.1400.B103		tergicristallo *windscreen wiper*
16.1400.B104		pompa di sentina *bilge pump*
16.1400.B105		rubinetto acqua corrente *running water tap*
16.1400.B106		pompa di sentina 2 *bilge pump 2*
16.1400.B107		luci quadro *console light*
16.1400.B108		musica *music*

P/N	TASTO *KEY*	DESCRIZIONE *DESCRIPTION*
16.1400.B109		plafoniera *interior dome light*
16.1400.B110		comando ancora *anchor*
16.1400.B111		apertura portellone *door opener*
16.1400.B112	BATT PARL	parallelo batterie *battery parallel*
16.1400.B113		luci di profondità *high beams*
16.1400.B114		ecoscandaglio *echo-sounder*
16.1400.B115		pilota automatico *automatic pilot*
16.1400.B116		passerella alza/abbassa *footboard up/down*
16.1400.B117		passerella allungamento *footboard up/down*
16.1400.B118		pompa carburante *fuel pump*
16.1400.B119		frigorifero inserito *refrigerator on*
16.1400.B120		esclusione avv. acustico *horn inhibition*
16.1400.B121		carreggiata cingoli *tracks*
16.1400.B122		sovraccarico escavatore *digger overload*
16.1400.B123		tergi-lava lunotto *rear window wiper washer*
16.1400.B124		avvisatore acustico *horn*
16.1400.B125		faro lavoro *work lamp*
16.1400.B126		faro lavoro *work lamp*
16.1400.B127		marcia lenta *slow gear*
16.1400.B128		lampada rotante *beacon*
16.1400.B129		sblocco benna *bucket unlock*
16.1400.B130		tergilunotto *rear window wiper*

P/N	TASTO *KEY*	DESCRIZIONE *DESCRIPTION*
16.1400.B131		blocco assale *cross-shaft axle lock*
16.1400.B132		lavalunotto *rear window washer*
16.1400.B133		drive control *controllo di guida*
16.1400.B134		martellone *hammer*
16.1400.B135		blocco *lock*
16.1400.B136		azionamento manuale *manual control*
16.1400.B137		bloccaggio traslazione braccio *arm shifting lock*
16.1400.B138		faro lavoro *work lamp*
16.1400.B139		luci di posizione *parking lights*
16.1400.B140		marcia lenta *slow gear*
16.1400.B141		sblocco benna *bucket unlock*
16.1400.B142		blocco differenziale *differential lock*
16.1400.B143		lampada rotante *beacon*
16.1400.B144		controllo corsa *ride control*
16.1400.B145		martellone *hammer*
16.1400.B146		bloccaggio traslazione braccio *arm shifting lock*
16.1400.B147		blocco retro *rear lock*
16.1400.B150		sblocco ponte *axle unlock*
16.1400.B151		benna miscelatore *mixing bucket*
16.1400.B153		sovraccarico *overload*
16.1400.B154		bloccaggio traslazione braccio *arm shifting lock*
16.1400.B155		caffè/frigorifero *coffee/refrigerator on*

P/N	TASTO *KEY*	DESCRIZIONE *DESCRIPTION*
16.1400.B156		riscaldamento motore *engine warm up*
16.1400.B157		rallentatore *retarder*
16.1400.B158		cambio rotazione verricello *winch reverse rotation*
16.1400.B159		2° velocità verricello *winch 2nd speed*
16.1400.B160	TV	TV
16.1400.B161		avv. acustico *horn*
16.1400.B162	POWER	POWER
16.1400.B163		freno a mano inserito *hand brake on*
16.1400.B164		bloccaggio joystick *joystick lock*
16.1400.B165		sblocco retro *rear unlock*
16.1400.B166		esclusione avvisatori *horn inhibition*
16.1400.B167		luci posizione *parking lights*
16.1400.B168		scuotitore *shaker*
16.1400.B169		tasto neutro *neutral rocker switch*
16.1400.B170		sole *sun*
16.1400.B171		faro lavoro *work lamp*
16.1400.B172		forca *fork*
16.1400.B173		accel./decel. *speed up/slow down*
16.1400.B174		comando manuale *manual control*
16.1400.B175		freno a mano inserito *hand brake on*
16.1400.B176		retronebbia *rear fog light*
16.1400.B177		blocco differenziale *differential lock*

P/N	TASTO *KEY*	DESCRIZIONE *DESCRIPTION*
16.1400.B178		blocco differenziale *differential lock*
16.14§00.		sterzo *steering*
16.1400.B180		disinserimento FHW - HHW *FHW - HHW inhibition*
16.1400.B181		commutatore OL - EW 5 *OL - EW 5 control*
16.1400.B182		riscaldamento serbatoio *tank heating*
16.1400.B183		riscaldamento parabrezza *windscreen heating*
16.1400.B184		riscaldamento specchietto *mirror heating*
16.1400.B185		serbatoio olio motore *engine oil tank*
16.1400.B186		TIMER
16.1400.B187		interruttore luci generali *master lighting switch*
16.1400.B188		ammortizzatore anteriore *front damper*
16.1400.B189		ammortizzatore posteriore *rear damper*
16.1400.B190		alzamento/ abbassamento EH5 *EH5 up/down*
16.1400.B191		pressione 5° martinetto *fifth jack pressure*
16.1400.B192		differenziale *differential*
16.1400.B193		emergenza *hazard*
16.1400.B194	CHECK	*check*
16.1400.B195		interruttore luci generali *master lighting switch*
16.1400.B196		faro lavoro *work lamp*
16.1400.B197		faro lavoro *work lamp*
16.1400.B198		ruspetta *scraper*
16.1400.B199		RAM

P/N	TASTO *KEY*	DESCRIZIONE *DESCRIPTION*
16.1400.B200		lampada rotante *beacon*
16.1400.B201		oscillazione braccio *boom swing*
16.1400.B202		automatico *automatic*
16.1400.B203		collegamenti idraulici aux I II *I II aux hydraulic control*
16.1400.B204		acceleratore *throttle*
16.1400.B205		ciclone *cyclone*
16.1400.B206		pompa *pump*
16.1400.B207		bruciatore *burner*
16.1400.B208		controrotazione aspo *swift counter-rotation*
16.1400.B209		controrotazione aspo *swift counter-rotation*
16.1400.B210		livellamento raccoglitrice *harvester levelling*
16.1400.B211		riscaldamento specchietto *mirror heating*
16.1400.B212		bloccaggio differenziale *differential lock*
16.1400.B213		controllo radar *radar control on*
16.1400.B214		attivazione 3° martinetto *third jack control*
16.1400.B215		bloccaggio posizionamento *positioning lock*
16.1400.B216		bloccaggio rotazione cingoli *tracks rotation lock*
16.1400.B217		attivazione pressa *press control*
16.1400.B218		tergi-lava cristallo *windscreen wiper washer*
16.1400.B219		tergi-lava lunotto *rear window wiper washer*
16.1400.B220		ventola *fan*
16.1400.B221		faro lavoro *work lamp*

P/N	TASTO *KEY*	DESCRIZIONE *DESCRIPTION*
16.1400.B222		faro lavoro *work lamp*
16.1400.B223		luce posizione *parking lights*
16.1400.B224		lampada rotante *beacon*
16.1400.B225		blocco assale *cross-shaft axle lock*
16.1400.B226		martello *hammer*
16.1400.B227		staccabatteria *master switch*
16.1400.B228		indicatore di direzione *direction indicator*
16.1400.B229		bloccaggio riduttore *adapter lock*
16.1400.B230	OFF ROAD	innesto D.T. *4 WD*
16.1400.B231	DIAG	inserimento diagnostica veicolo *vehicle diagnostic control*
16.1400.B232	IDLE DIAG	inserimento diagnostica veicolo *vehicle diagnostic control*
16.1400.B233		livellamento *levelling*
16.1400.B234		fari da lavoro *worklamp*
16.1400.B235		tergilunotto *rear window wiper*
16.1400.B236		scatola ingranaggi *gearbox*
16.1400.B237		blocco differenziale *differential lock*
16.1400.B238		illuminazione strumenti *lighting instruments*
16.1400.B239		luci di posizione *parking lights*
16.1400.B240		icona personalizzata *custom icon*
16.1400.B241		icona personalizzata *custom icon*
16.1400.B242		automatico *automatic*
16.1400.B243		icona personalizzata *custom icon*

P/N	TASTO *KEY*	DESCRIZIONE *DESCRIPTION*
16.1400.B244		lunotto termico *heated rear window*
16.1400.B245		faro da lavoro posteriore *rear worklamp*
16.1400.B246		condizionatore *air conditioning*
16.1400.B247		hill older
16.1400.B248		blocco assale *cross-shaft axale lock*
16.1400.B249		interruttore luci generale *master light switch*
16.1400.B250		freno a mano inserito *hand brake on*
16.1400.B251		sblocco ponte *axale unlock*
16.1400.B252		esclusione avvisatori *horn inhibition*
16.1400.B253		sovraccarico *overload*
16.1400.B254		bloccaggio translazione braccio *arm shifting lock*
16.1400.B255		avvisatore acustico *horn*
16.1400.B256	POWER	POWER
16.1400.B257		bloccaggio joystick *joystick lock*
16.1400.B258		sblocco retro *rear unlock*
16.1400.B259		porta autista *driver door*
16.1400.B260	OFF ASR	OFF ASR
16.1400.B261		faro da lavoro *worklamp*
16.1400.B262		faro da lavoro *worklamp*
16.1400.B263		lampada rotante *beacon*
16.1400.B264		sblocco benna *bucket unlock*
16.1400.B265		controllo corsa *ride control*

P/N	TASTO *KEY*	DESCRIZIONE *DESCRIPTION*
16.1400.B266		ruspetta *scraper*
16.1400.B267		martello *hammer*
16.1400.B268		tergi-lava cristallo *widscreen wiper washer*
16.1400.B269		freno a mano inserito *hand brake on*
16.1400.B270		esclusione avvisatori *horn inhibition*
16.1400.B271		forca *fork*
16.1400.B272		benna miscelatore *mixing bucket*
16.1400.B273		sovraccarico escavatore *digger overload*
16.1400.B274		attivazione filtro antiparticolato *particulate filter rigeneration*
16.1400.B275		esclusione filtro antiparticolato *particulate filter inhibition*
16.1400.B276		freno a mano inserito *hand brake on*
16.1400.B277		lavalunotto *rear window washer*
16.1400.B278		livellamento *levelling*
16.1400.B279		retronebbia *rear fog light*
16.1400.B280		esclusione porta autista *driver door inhibition*
16.1400.B281		faro da lavoro *worklamp*
16.1400.B282		esclusione retarder *retarder inhibition*
16.1400.B283		lavalunotto *rear window washer*
16.1400.B284		esclusione avvisatore acustico *horn inhibition*
16.1400.B285		orologio *clock*
16.1400.B286		rubinetto acqua corrente *running water tap*
16.1400.B287		attivazione filtro antiparticolato *particulate filter rigeneration*

P/N	TASTO *KEY*	DESCRIZIONE *DESCRIPTION*
16.1400.B288		esclusione filtro antiparticolato *particulate filter inhibit*
16.1400.B289		tergilunotto *rear window wiper*
16.1400.B290		interfono *intercom*
16.1400.B291		parcheggio *parking*
16.1400.B292		lunotto termico *heated rear window*
16.1400.B293		luce scale *ladder light*
16.1400.B294		blocco *lock*
16.1400.B295		N° giri motore *engine RPM*
16.1400.B296		icona personalizzata *custom icon*
16.1400.B297		icona personalizzata *custom icon*
16.1400.B298		icona personalizzata *custom icon*
16.1400.B299		lavacristallo *windscreen wiper*
16.1400.B300		ventola *fan*
16.1400.B301		icona personalizzata *custom icon*
16.1400.B302		comando D.T. *4 WD*
16.1400.B303	CHECK	CHECK
16.1400.B304		illuminazione strumenti *instruments lighting*
16.1400.B305		icona personalizzata *custom icon*
16.1400.B306		retronebbia *rear fog light*
16.1400.B307	OFF ABS	OFF ABS
16.1400.B308		bloccaggio differenziale *differential lock*
16.1400.B309		livel. longitudinale manuale *manual longitudinal leveling*

P/N	TASTO *KEY*	DESCRIZIONE *DESCRIPTION*
16.1400.B310		interruttore luce d'angolo *corner light*
16.1400.B311		fari posteriori *rear lights*
16.1400.B312		freno a mano inserito *hand brake on*
16.1400.B313		immissione dati *enter data*
16.1400.B314		arresto motore *engine stop*

P/N	TASTO *KEY*	DESCRIZIONE *DESCRIPTION*
16.1400.B315		icona personalizzata *custom icon*
16.1400.B316		rubinetto acqua corrente *running water tap*
16.1400.B317		controllo corsa *ride control*
16.1400.B318		AUX 1
16.1400.B319		AUX 2

P/N	TASTO *KEY*	DESCRIZIONE *DESCRIPTION*
16.1400.B320		AUX 3
16.1400.B321		sedile riscaldato *heated seat*
16.1400.B322		icona personalizzata *custom icon*
16.1400.B323		icona personalizzata *custom icon*

VERSIONE TASTO CON 2 VETRINI GRANDI
KEY VERSION WITH 2 BIG LENSES

P/N	TASTO *KEY*	DESCRIZIONE *DESCRIPTION*
16.1400.C001		ruspetta/cingoli *scraper/tracks*
16.1400.C002		marcia lenta/ marcia veloce *slow gear/ fast gear*
16.1400.C006		braccio chiuso/ braccio aperto *locked boom/ unlocked boom*
16.1400.C007		freccia *direction indicator*
16.1400.C008		tasto neuto *neutral rocker switch*
16.1400.C009		funzione LH/ funzione RH *LH function/ RH function*
16.1400.C010		marcia veloce/ marcia lenta *fast gear/slow gear*
16.1400.C011		stabilizzatore LH/ stabilizzatore RH *LH stabilizer/ RH stabilizer*
16.1400.C012		martello/switch PPC *hammer/switch PPC*
16.1400.C013		tasto neuto *neutral rocker switch*
16.1400.C014		bloccaggio differenz. *differential lock*
16.1400.C015		rot. cabina RH/ rot. cabina LH *RH cabin rotation/ LH cabin rotation*
16.1400.C016		alz. falciatore/ abb. falciatore *mower up/ mower down*
16.1400.C017		alz. leva/abb. leva *lever up/lever down*

P/N	TASTO *KEY*	DESCRIZIONE *DESCRIPTION*
16.1400.C018		alz. nastro/ abb. nastro *belt up/belt down*
16.1400.C019		FHW / HHW
16.1400.C020		sollevamento *lift*
16.1400.C021		sterz. RH/sterz. LH *RH steering/ LH steering*
16.1400.C022		alz. nastro/ abb. nastro *belt up/belt down*
16.1400.C023		alz. nastro/ abb. nastro *belt up/belt down*
16.1400.C024		variazione velocità *speed changer*
16.1400.C025		regolazione retrovisori *rear-view mirrors adjustment*
16.1400.C026		variatore velocità nastro *belt speed changer*
16.1400.C027		regolazione serranda *shutter control*
16.1400.C028		marcia lenta/ marcia veloce *slow gear/ fast gear*
16.1400.C029		proiettori da lavoro *work lamps*
16.1400.C030		selettore *selector*
16.1400.C031		condizionatore *air conditioning*

P/N	TASTO *KEY*	DESCRIZIONE *DESCRIPTION*
16.1400.C032		condizionatore *air conditioning*
16.1400.C033		ribaltamento cassone *dump body*
16.1400.C034		tasto neuto *neutral rocker switch*
16.1400.C035		regolazione barra *bar adjustment*
16.1400.C036		movimentazione carrello *bogie*
16.1400.C037		inclinazione carrello *bogie tilt*
16.1400.C038		movimentazione cabina *cab up/down*
16.1400.C039		bloccaggio/sblocc. martinetto *jack lock/unlock*
16.1400.C040		variazione giri motore *RPM changer*
16.1400.C041		icona personalizzata *custom icon*
16.1400.C042		icona personalizzata *custom icon*
16.1400.C043		icona personalizzata *custom icon*
16.1400.C044		icona personalizzata *custom icon*
16.1400.C045		bloccaggio differenziale *differential lock*

P/N	TASTO *KEY*	DESCRIZIONE *DESCRIPTION*
16.1400.C046		icona personalizzata *custom icon*
16.1400.C047		retarder
16.1400.C048		marcia veloce / marcia lenta *fast gear / slow gear*
16.1400.C049		icona personalizzata *custom icon*
16.1400.C050		bloccaggio differenziale *differential lock*
16.1400.C051		icona personalizzata *custom icon*
16.1400.C052	AUTO MANU	icona personalizzata *custom icon*
16.1400.C053	OFF	staccabatteria / OFF *master switch / OFF*
16.1400.C054		benna a conchiglia *clamshell bucket*
16.1400.C055		anabbaglianti / luci posizione *low beams / parking lights*
16.1400.C056		assale oscillante *turninx axle*
16.1400.C057	STOP	orologio *clock*
16.1400.C058		stabilizzatore LH / stabilizzatore RH *LH stabilizer / RH stabilizer*
16.1400.C059		staccabatterie / carica generatore *battery isolator / generator load*
16.1400.C060		funzione LH / funzione RH *LH function / RH function*
16.1400.C061		marcia veloce / marcia lenta *fast gear / slow gear*
16.1400.C062		ruspetta / cingoli *scraper / tracks*
16.1400.C063		martello / switch PPC *hammer / switch PPC*
16.1400.C064		benna a conchiglia *clamshell bucket*
16.1400.C065		tasto neutro *neutral rocker switch*
16.1400.C066		attivazione / disattivazione filtro antiparticolato *particulate filter rigenerator / inhibition*
16.1400.C067		attivazione / disattivazione filtro antiparticolato *particulate filter rigenerator / inhibition*

P/N	TASTO *KEY*	DESCRIZIONE *DESCRIPTION*
16.1400.C068		marcia lenta / marcia veloce *slow gear / fast gear*
16.1400.C069		sterzo granchio / sterzo concentrico *crab steering / concentric steering*
16.1400.C070		icona personalizzata *custom icon*
16.1400.C071		icona personalizzata *custom icon*
16.1400.C072		blocco assiale / neutro *cross-shaft axale lock / neutral*
16.1400.C073		icona personalizzata *custom icon*
16.1400.C074		icona personalizzata *custom icon*
16.1400.C075		icona personalizzata *custom icon*
16.1400.C076		lavalunotto / tergilunotto *rear window washer / rear window wiper*
16.1400.C077		lama sgombraneve angolo RH/LH *dozer blade angle RH/LH*
16.1400.C078		bilanciere *outrigger*
16.1400.C079		bilanciere *outrigger*
16.1400.C080		icona personalizzata *custom icon*
16.1400.C081		icona personalizzata *custom icon*
16.1400.C082		avvolgimento / svolgimento bobina *spool in / spool out*
16.1400.C083		icona personalizzata *custom icon*
16.1400.C084		blocco assiale / assiale oscillante *cross-shaft axale lock*
16.1400.C085		marcia lenta / marcia veloce *slow gear / fast gear*
16.1400.C086	AUX 1 AUX 2	AUX 1 / AUX 2
16.1400.C087		icona personalizzata *custom icon*
16.1400.C088		luci abbaglianti / luci anabbaglianti *high beams / low beams*
16.1400.C089		conversione *switchover*

P/N	TASTO *KEY*	DESCRIZIONE *DESCRIPTION*
16.1400.C090	GAS+ GAS-	GAS + / GAS -
16.1400.C091		tappo chiuso/aperto *sealed cap off sealed cap on*
16.1400.C092		icona personalizzata *custom icon*
16.1400.C093		icona personalizzata *custom icon*
16.1400.C094		icona personalizzata *custom icon*
16.1400.C095		icona personalizzata *custom icon*
16.1400.C096		marcia veloce / marcia lenta *fast gear / slow gear*
16.1400.C097		bloccaggio differenziale *differential lock*
16.1400.C098		icona personalizzata *custom icon*
16.1400.C099		illum. scale / lampada rotante *laddle lighting /beacon*
16.1400.C100		spazzola marciapiede LH-RH *gutter broom LH-RH*
16.1400.C101		spazzola marciapiede inclinata LH-RH *gutter broom tilt LH-RH*
16.1400.C102		rotazione spazzola LH-RH *broom rotation LH-RH*
16.1400.C103		ventola / filtro aria *fan / air filter*
16.1400.C104		lift point
16.1400.C105		icona personalizzata *custom icon*
16.1400.C106		icona personalizzata *custom icon*

VERSIONE TASTO CON 1 SIMBOLO LASERATO (come serie 700) - SOLO A LED
KEY VERSION WITH 1 LASER-ENGRAVED ICON (same as "700" series) - ONLY LED

P/N	TASTO *KEY*	DESCRIZIONE *DESCRIPTION*
16.1400.D001		emergenza *hazard*
16.1400.D002		4 ruote motrici *4 WD*
16.1400.D003		lampada rotante *beacon*
16.1400.D004		bloccaggio differenziale *differential lock*
16.1400.D005		proiettore lavoro *work lamp*
16.1400.D006		lampada rotante *beacon*
16.1400.D007		interruttore luci d'angolo *corner lights*
16.1400.D008		assale sospeso *suspension axle*
16.1400.D009		blocco stabilizzatori *stabilizers lock*
16.1400.D010		sensore antipattinamento *slip sensor*
16.1400.D011		regolazione orologio *clock adjustment*
16.1400.D012		EFH esterno cabina *EFH external in cab*
16.1400.D013		bloccaggio differenziale *differential lock*
16.1400.D014		innesto D.T. *4 WD*
16.1400.D015		EFH esterno cabina *EFH external in cab*
16.1400.D016	AUTO	modalità EFH *EFH mode*
16.1400.D017		fari lavoro *work lamps*
16.1400.D018		EFH generale *master EFH*
16.1400.D019		doppia potenza *twin power*
16.1400.D020		proiettore lavoro *work lamp*

P/N	TASTO *KEY*	DESCRIZIONE *DESCRIPTION*
16.1400.D021		termoavviatore *preheater*
16.1400.D022		proiettore lavoro *work lamp*
16.1400.D023		tergi-lavalunotto *rear window wiper washer*
16.1400.D024		bloccaggio differenziale *differential lock*
16.1400.D025		proiettore lavoro *work lamp*
16.1400.D026		tergi-lavacristallo *windscreen wiper washer*
16.1400.D027		tergicristallo *windscreen wiper*
16.1400.D028		tergi-lavalunotto *rear window wiper washer*
16.1400.D029		sollevatore alzato *rockshaft up*
16.1400.D030		lavacristallo *windscreen washer*
16.1400.D031		sollevatore alzato/abbassato *rockshaft up/down*
16.1400.D032		innesto D.T. *4 WD*
16.1400.D033		blocco differenziale *differential lock*
16.1400.D034	SWM	P.T.O. modulata *modulated P.T.O.*
16.1400.D035		bloccaggio differenziale *differential lock*
16.1400.D036	CAL SEL	calibrazione/selezione *calibration/selection*
16.1400.D037		regolazione orologio *clock adjustment*
16.1400.D038		sollevatore alzato/abbassato *rockshaft up/down*
16.1400.D039		innesto D.T. *4 WD*
16.1400.D040	CAL	calibrazione *calibration*

P/N	TASTO *KEY*	DESCRIZIONE *DESCRIPTION*
16.1400.D041		sterzo rapido *fast steering*
16.1400.D042	AUTO	controllo P.T.O. *P.T.O. management*
16.1400.D043		blocco stabilizzatori *stabilizers lock*
16.1400.D044		riscaldamento retrovisore *rearview mirror heating*
16.1400.D045		sollevatore alzato/abbassato *rockshaft up/down*
16.1400.D046	AUTO	innesto D.T. *4 WD*
16.1400.D047	AUTO	innesto D.T. *4 WD*
16.1400.D048		innesto D.T. *4 WD*
16.1400.D049		interruttore luci d'angolo corner lights
16.1400.D050		interruttore luci d'angolo corner lights
16.1400.D051		tergi-lavalunotto *rear window wiper washer*
16.1400.D052		regolazione orologio *clock adjustment*
16.1400.D053		EFH esterno cabina *EFH external in cab*
16.1400.D075		presa di forza *P.T.O.*
16.1400.D076		sedile riscaldato *heated seat*
16.1400.D077		attivazione FSS *FSS control*
16.1400.D078		staccabatterie *battery isolator*
16.1400.D086		tergi-lava cristallo *widscreen wiper washer*
16.1400.D087		lampada rotante *beacon*
16.1400.D088		blocco assale *cross-shaft axle lock*

P/N	TASTO *KEY*	DESCRIZIONE *DESCRIPTION*	P/N	TASTO *KEY*	DESCRIZIONE *DESCRIPTION*	P/N	TASTO *KEY*	DESCRIZIONE *DESCRIPTION*
16.1400.D054		plafoniera *interior dome light*	**16.1400.D064**		sospensione *suspension*	**16.1400.D074**		antiappannamento specch. retrovisore *rearview mirror heating*
16.1400.D055		disabile *disabled person*	**16.1400.D065**		emergenza *hazard*	**16.1400.D079**		plafoniera *interior dome light*
16.1400.D056		ventilazione inserita *ventilating fan*	**16.1400.D066**		riscaldamento motore *engine warm up*	**16.1400.D080**		retronebbia *rear fog light*
16.1400.D057	DPD	DPD	**16.1400.D067**		caffè/frigorifero *coffee/refrigerator*	**16.1400.D081**		sbrinatore *defroster*
16.1400.D058	TV	TV	**16.1400.D068**		ventilazione inserita *ventilating fan*	**16.1400.D082**		tasto neutro *natural rocker switch*
16.1400.D059		fari lavoro *work lamp*	**16.1400.D069**		apertura porta *door opener*	**16.1400.D083**		lampada rotante *beacon*
16.1400.D060		luci quadro *console light*	**16.1400.D070**		luce di cortesia *courtesy light*	**16.1400.D084**		condizionatore *air conditioning*
16.1400.D061		illuminazione posto autista *driving seat lighting*	**16.1400.D071**	1	apertura porta n°1 *door 1 opener*	**16.1400.D085**	IR	
16.1400.D062		fari fendinebbia *fog lights*	**16.1400.D072**	2	apertura porta n°2 *door 2 opener*			
16.1400.D063		caffè *coffee*	**16.1400.D073**		antiappannamento lunotto posteriore *heated rear window*			

VERSIONE TASTO CON 2 SIMBOLI LASERATI - SOLO A LED
KEY VERSION WITH 2 LASER-ENGRAVED ICONS - LED ONLY

P/N	TASTO *KEY*	DESCRIZIONE *DESCRIPTION*	P/N	TASTO *KEY*	DESCRIZIONE *DESCRIPTION*	P/N	TASTO *KEY*	DESCRIZIONE *DESCRIPTION*
16.1400.F001		interruttore su / giù *up / down switch*						
16.1400.F002		casa / immissione dati *home / enter data*						
16.1400.F003		partitore di carica elettrica *electrical battery isolator*						

Caratteristiche generali pag. 323
Dimensioni e accessori di fissaggio pag. 324
Tasti e simbologie da pag. 325 a pag. 329
Schemi elettrici da pag. 331 a pag. 349

General features page 323
Dimensions and fixing tools page 324
Keys and icons from page 325 to page 329
Circuit diagrams from page 337 to page 349

• Interruttori a tasto basculante serie “1500”

Materiale corpo: acetalico nero
Simboli: di colore bianco, incisi a laser
Tipo di terminale: lamellare maschio 6.35mm.
Illuminazione: LED 12V o 24V
Grado di protezione: IP 65
Temperatura di funzionamento: - 40°C ÷ +85°C
Carico max: 10 A @ 12V
5 A @ 24V

• *Rocker switches “1500” series*

Housing material: black acetal resin
Icons: white color, laser engraved
Type of terminal: male blade terminal 6.35mm.
Lighting: 12V or 24V LED
Sealing: IP 65
Operating temperature: - 40°C ÷ +85°C
Ratings: 10 A @ 12V
5 A @ 24V

Serie - *series* “1500”

Scala 1:1
Scale 1:1



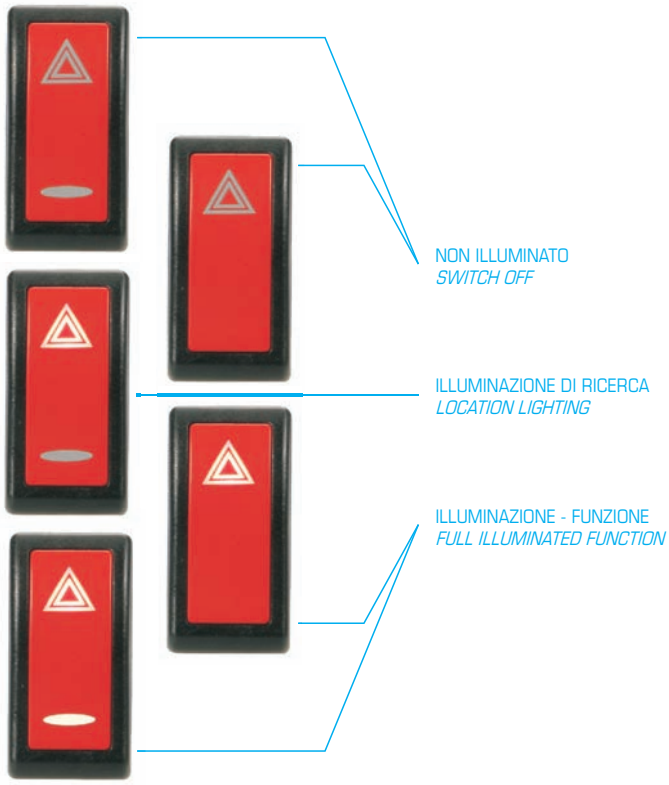

ESEMPI COLORE LED
EXAMPLES OF LED COLOR

FORATURA - *FIXING HOLE*
mm 21 x 36,8

SERIE - *SERIES*
"1500"

Scala 1:1
Scale 1:1

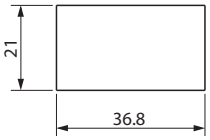

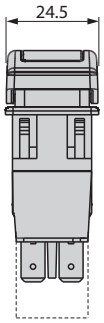

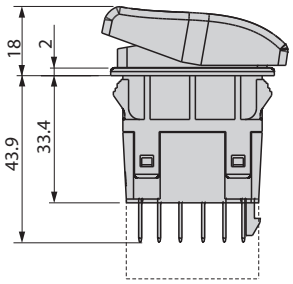

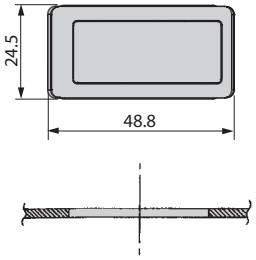

1,5 ÷ 3 mm.
Spessore cruscotto
Dashboard thickness

OPTIONAL

(Vedi - *see* optional pag. 406)

16.1400.0012
16.1400.0900
16.1400.0800

FORATURA - *FIXING HOLE*
mm 22 x 44

SERIE - *SERIES*
"1500"

Scala 1:1
Scale 1:1

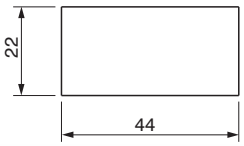

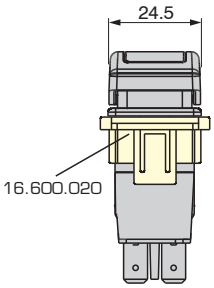

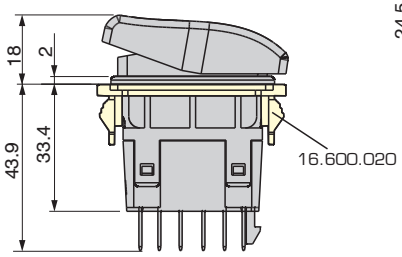

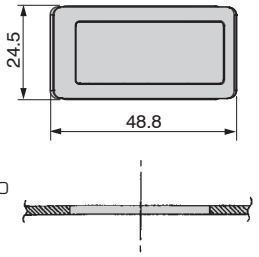

1,5 ÷ 3 mm.
Spessore cruscotto
Dashboard thickness

OPTIONAL

ILLUMINAZIONE - *LIGHTING:*
funzione - *function*

ILLUMINAZIONE - *LIGHTING:*
ricerca/funzione - location/*function*

TASTI SERIE "1500" - *KEYS* "1500" *SERIES*

P/N	TASTO *KEY*	DESCRIZIONE *DESCRIPTION*	P/N	TASTO *KEY*	DESCRIZIONE *DESCRIPTION*	P/N	TASTO *KEY*	DESCRIZIONE *DESCRIPTION*
16.1500.A000		tasto neutro *neutral rocker switch*	**16.1500.A128**		livellamento telaio *frame levelling*	**16.1500.A148**		collegamenti idraulici aux *aux hyadraulic control*
16.1500.A001		emergenza *hazard*	**16.1500.A129**		livellamento telaio *frame levelling*	**16.1500.A149**		collegamenti idraulici aux II *II aux hydraulic control*
16.1500.A110		emergenza *hazard*	**16.1500.A130**		blocco cambio automatico *powershift clutch lock*	**16.1500.A150**		condizionatore on/off *ac on/off*
16.1500.A111		tergi-lavalunotto *rear window wiper washer*	**16.1500.A131**		collegamenti idraulici aux *F & R aux hyadraulic control*	**16.1500.A151**		comando rimorchio *tow switch*
16.1500.A112		livellamento telaio *frame levelling*	**16.1500.A132**		lampada rotante *beacon*	**16.1500.A152**		tergi-lavalunotto *rear window wiper/ washer*
16.1500.A113		blocco cambio automatico *powershift clutch lock*	**16.1500.A133**		fari lavoro *work lights*	**16.1500.A153**		retronebbia *rear fog light*
16.1500.A114		collegamenti idraulici aux *F & R aux hydraulic control*	**16.1500.A134**		proiettore da lavoro anteriore *front work lamp*	**16.1500.A154**		tergi-lavalunotto *rear window wiper washer*
16.1500.A115		lampada rotante *beacon*	**16.1500.A135**		faro lavoro posteriore *rear work lamp*	**16.1500.A155**		chiusura comandi idraulici *hydraulic drive locking*
16.1500.A116		fari lavoro *work lights*	**16.1500.A136**		luci anabbaglianti *low beams*	**16.1500.A156**		ventilazione inversa *reverse fan*
16.1500.A117		proiettore da lavoro anteriore *front work lamp*	**16.1500.A137**		collegamenti idraulici aux *aux hyadraulic control*	**16.1500.A157**		PTO 1 cambio *PTO 1 gearshift*
16.1500.A118		faro lavoro posteriore *rear work lamp*	**16.1500.A138**		collegamenti idraulici aux II *II aux hydraulic control*	**16.1500.A158**		PTO 2 cambio *PTO 2 gearshift*
16.1500.A119		luci anabbaglianti *low beams*	**16.1500.A139**		condizionatore on/off *ac on/off*	**16.1500.A159**		PTO laterale *side PTO*
16.1500.A120		collegamenti idraulici aux *aux hydraulic control*	**16.1500.A140**		livellamento telaio *frame levelling*	**16.1500.A162**		plafoniera *interior dome light*
16.1500.A121		collegamenti idraulici aux II *II aux hydraulic controls*	**16.1500.A141**		blocco cambio automatico *powershift clutch lock*	**16.1500.A163**		esclusione ASR *ASR inhibition*
16.1500.A122		condizionatore on/off *ac on/off*	**16.1500.A142**		collegamenti idraulici aux *F & R aux hyadraulic control*	**16.1500.A164**		ABS fuori strada *ABS off road*
16.1500.A123		bloccaggio centrale *central axle lock*	**16.1500.A143**		lampada rotante *beacon*	**16.1500.A166**		selettore freno motore *engine brake control*
16.1500.A124		bloccaggio posteriore *rear axle lock*	**16.1500.A144**		fari lavoro *work lights*	**16.1500.A167**		blocc. differenziale trasversale anteriore *front transversal differential lock*
16.1500.A125		bloccaggio anteriore *front axle lock*	**16.1500.A145**		proiettore da lavoro anteriore *front work lamp*	**16.1500.A168**		blocc. differenziale longitudinale tandem *longitudinal differential lock*
16.1500.A126		emergenza *hazard*	**16.1500.A146**		faro lavoro posteriore *rear work lamp*	**16.1500.A169**		blocc. differenziale trasversale posteriore *rear transversal differential lock*
16.1500.A127		tergi-lavalunotto *rear window wiper washer*	**16.1500.A147**		luci anabbaglianti *low beams*	**16.1500.A171**		tromba elettropneumatica *electropneumatic horn*

P/N	TASTO *KEY*	DESCRIZIONE *DESCRIPTION*
16.1500.A172		retronebbia *rear fog light*
16.1500.A201		plafoniera *interior dome light*
16.1500.A202		staccabatterie elettrico *electric battery isolator*
16.1500.A204		sollevamento veicolo *full kneeling*
16.1500.A205	PWR ECO	ECO/PWR
16.1500.A206		FLASH
16.1500.A207		indicatore *indicator*
16.1500.A208		indicatore *indicator*
16.1500.A209		controllo corsa *ride control*
16.1500.A211	n/min n/min	giri motore *engine RPM*
16.1500.A213		regolazione giri battitore *hitting RPM adjustment*
16.1500.A214		variazione velocità ventola *fan speed changer*
16.1500.A215		regolazione griglia anteriore *front grid adjustment*
16.1500.A216		regolazione griglia posteriore *rear grid adjustment*
16.1500.A218		livellamento manuale *manual leveling*
16.1500.A219		livellamento manuale *manual leveling*
16.1500.A223		diagnostica motore *engine dagnosis*
16.1500.A231		selezione grano / mais *wheat / corn selection*
16.1500.A235		regolazione riflettori trinciapaglia *straw chopper reflector adjustment*
16.1500.A236		galleggiamento altezza autom. barra *automatic floating bar*
16.1500.A237		rialzi serbatoio *tank up*
16.1500.A239		emergenza *hazard*

P/N	TASTO *KEY*	DESCRIZIONE *DESCRIPTION*
16.1500.A240		avvisatore acustico *horn*
16.1500.A241		disattivazione / attivazione filtro antiparticolato *particulate filter inhibit / rigeneration*
16.1500.A242		cabina mobile *nobile cockpit*
16.1500.A243		tergicristallo *windscreen wiper*
16.1500.A244		tergilunotto superiore *rear window wiper*
16.1500.A245		tergilunotto posteriore *rear window wiper*
16.1500.A246	MAN AUTO	stabilizzatore manuale / automatico
16.1500.A247		lavacristallo / lavalunotto *windscreen wiper / rear window washer*
16.1500.A248		faro da lavoro *worklamp*
16.1500.A249		lunotto termico *heated rear window*
16.1500.A250		cabina mobile *mobile cockpit*
16.1500.A251		retrovisori riscaldati *heated side mirrors*
16.1500.A252		selezione rotazione *rotation selection*
16.1500.A253		faro da lavoro *worklamp*
16.1500.A254		tergi-lava cristallo *widscreen wiper washer*
16.1500.A255		ventilazione *fan*
16.1500.A256		lampada rotante *beacon*
16.1500.A257	A/D	icona personalizzata *custom icon*
16.1500.A260		lavacristallo *windscreen wiper*
16.1500.A262		tergi-lava lunotto *rear window wiper washer*
16.1500.A271		emergenza *hazard*
16.1500.A289	PTO	P.T.O. swing

P/N	TASTO *KEY*	DESCRIZIONE *DESCRIPTION*
16.1500.A291		fari da lavoro *worklamps*
16.1500.A292	SET RES	giri motore RPM *engine speed*
16.1500.A293		ritrarre / estendere cilindro
16.1500.A002		emergenza *hazard*
16.1500.A003		lampada rotante *beacon*
16.1500.A004		pompa carburante *fuel pump*
16.1500.A005		pompa carburante *fuel pump*
16.1500.A006		sblocco benna *bucket unlock*
16.1500.A007		sblocco benna *bucket unlock*
16.1500.A008		presa di forza *P.T.O.*
16.1500.A009		presa di forza *P.T.O.*
16.1500.A010		blocco *unlock*
16.1500.A011		blocco *unlock*
16.1500.A012		freno a mano inserito *hand brake on*
16.1500.A013		freno a mano inserito *hand brake on*
16.1500.A014	AUX	AUX
16.1500.A015	AUX	AUX
16.1500.A016	AUX	AUX
16.1500.A017	AUX	AUX
16.1500.A018	AUX	AUX
16.1500.A019	AUX	AUX
16.1500.A020	AUX	AUX

P/N	TASTO *KEY*	DESCRIZIONE *DESCRIPTION*
16.1500.A021	AUX	AUX
16.1500.A022	AUX	AUX
16.1500.A023	AUX	AUX
16.1500.A024	AUX	AUX
16.1500.A025	AUX	AUX
16.1500.A026	AUX 1	AUX 1
16.1500.A027	AUX 1	AUX 1
16.1500.A028	AUX 1	AUX 1
16.1500.A029	AUX 1	AUX 1
16.1500.A030	AUX 1	AUX 1
16.1500.A031	AUX 1	AUX 1
16.1500.A032	AUX 1	AUX 1
16.1500.A033	AUX 1	AUX 1
16.1500.A034	AUX 1	AUX 1
16.1500.A035	AUX 1	AUX 1
16.1500.A036	AUX 1	AUX 1
16.1500.A037	AUX 1	AUX 1
16.1500.A038	AUX 2	AUX 2
16.1500.A039	AUX 2	AUX 2
16.1500.A040	AUX 2	AUX 2
16.1500.A041	AUX 2	AUX 2
16.1500.A042	AUX 2	AUX 2

P/N	TASTO *KEY*	DESCRIZIONE *DESCRIPTION*
16.1500.A043	AUX 2	AUX 2
16.1500.A044	AUX 2	AUX 2
16.1500.A045	AUX 2	AUX 2
16.1500.A046	AUX 2	AUX 2
16.1500.A047	AUX 2	AUX 2
16.1500.A048	AUX 2	AUX 2
16.1500.A049	AUX 2	AUX 2
16.1500.A050	AUX 3	AUX 3
16.1500.A051	AUX 3	AUX 3
16.1500.A052	AUX 3	AUX 3
16.1500.A053	AUX 3	AUX 3
16.1500.A054	AUX 3	AUX 3
16.1500.A055	AUX 3	AUX 3
16.1500.A056	AUX 3	AUX 3
16.1500.A057	AUX 3	AUX 3
16.1500.A058	AUX 3	AUX 3
16.1500.A059	AUX 3	AUX 3
16.1500.A060	AUX 3	AUX 3
16.1500.A061	AUX 3	AUX 3
16.1500.A062		freno rimorchio *trailer brake*
16.1500.A063		freno rimorchio *trailer brake*
16.1500.A064		freno rimorchio *trailer brake*

P/N	TASTO *KEY*	DESCRIZIONE *DESCRIPTION*
16.1500.A065		freno rimorchio *trailer brake*
16.1500.A066		freno rimorchio *trailer brake*
16.1500.A067		freno rimorchio *trailer brake*
16.1500.A068		freno rimorchio *trailer brake*
16.1500.A069		freno rimorchio *trailer brake*
16.1500.A070		freno rimorchio *trailer brake*
16.1500.A071		freno rimorchio *trailer brake*
16.1500.A072		freno rimorchio *trailer brake*
16.1500.A073		freno rimorchio *trailer brake*
16.1500.A074		marcia veloce *fast gear*
16.1500.A075		marcia veloce *fast gear*
16.1500.A076		marcia lenta *slow gear*
16.1500.A077		marcia lenta *slow gear*
16.1500.A078		antiappannamento lunotto posteriore *heated rear window*
16.1500.A079		antiappannamento lunotto posteriore *heated rear window*
16.1500.A080		avvisatore acustico *horn*
16.1500.A081		avvisatore acustico *horn*
16.1500.A082		avvisatore acustico *horn*
16.1500.A083		avvisatore acustico *horn*
16.1500.A084		avvisatore acustico *horn*
16.1500.A085		avvisatore acustico *horn*
16.1500.A086		faro lavoro *work lamp*

P/N	TASTO *KEY*	DESCRIZIONE *DESCRIPTION*
16.1500.A087		faro lavoro *work lamp*
16.1500.A088		faro lavoro *work lamp*
16.1500.A089		faro lavoro *work lamp*
16.1500.A090		faro lavoro *work lamp*
16.1500.A091		faro lavoro *work lamp*
16.1500.A092		lampada rotante *beacon*
16.1500.A093		lampada rotante *beacon*
16.1500.A094		ventilazione inserita *ventilating fan*
16.1500.A095		sedile riscaldato *heated seat*
16.1500.A096		sedile riscaldato *heated seat*
16.1500.A097		luci di profondità *high beams*
16.1500.A098		luci di profondità *high beams*
16.1500.A099		luci di profondità *high beams*
16.1500.A100		luci di profondità *high beams*
16.1500.A101		luci di profondità *high beams*
16.1500.A102		luci di profondità *high beams*
16.1500.A103		sbrinatore *defroster*
16.1500.A104		sbrinatore *defroster*
16.1500.A105		frigorifero inserito *refrigerator on*
16.1500.A106		frigorifero inserito *refrigerator on*
16.1500.A107		frigorifero inserito *refrigerator on*
16.1500.A108		martello *hammer*

P/N	TASTO *KEY*	DESCRIZIONE *DESCRIPTION*
16.1500.A109		martello *hammer*
16.1500.A160		retrovisori riscaldati *heated side mirrors*
16.1500.A161		faro lavoro *work lamp*
16.1500.A165		lampada rotante *beacon*
16.1500.A170		blocc. ripartitore *brakeforce distribution lock*
16.1500.A173		fari fendinebbia *fog lights*
16.1500.A174		condizionatore *air conditioning*
16.1500.A175		energia solare *solar charge*
16.1500.A176		luci di posizione *parking lights*
16.1500.A177		luce interna *interior light*
16.1500.A178		faro da ricerca *search light*
16.1500.A179		POWER
16.1500.A180	STOP	arresto motore *engine stop*
16.1500.A181		alzacristallo autista driver window winder
16.1500.A182		abilit. apert. porta da est. *external door opener*
16.1500.A183		riscaldamento passeggeri *passengers heating*
16.1500.A184		elettroventilatore *electric fan*
16.1500.A185		abilit. rampa/ pedana disabile *ramp/footboard for disabled*
16.1500.A186	OB	obliteratrice punching machine
16.1500.A187		indicatori di percorso *line indicator*
16.1500.A188	TV	TV
16.1500.A189	24V2	*DC/DC converter*

P/N	TASTO *KEY*	DESCRIZIONE *DESCRIPTION*
16.1500.A190		luce autista *driver light*
16.1500.A191		luci bianche passeggeri *passengers white lights*
16.1500.A192		luci azzurrate passeggeri *passengers blue lights*
16.1500.A193		riscaldamento autista *driver seat heating*
16.1500.A194		comando gradino elettrico *electric footboard control*
16.1500.A195	ANT	motore ant. botola ant. *front engine front trapdoor*
16.1500.A196	ANT	motore post. botola ant. *rear engine front trapdoor*
16.1500.A197	POST	motore ant. botola post. *front engine rear trapdoor*
16.1500.A198	POST	motore post. botola post. *rear engine rear trapdoor*
16.1500.A199		blocco/sblocco porta sicurezza *emergency door lock/ unlock*
16.1500.A200		alimentazione radio *radio power supply*
16.1500.A203		esclus. luci emerg. porta aperta *open door hazard lights inhibitor*
16.1500.A210		tasto neutro *neutral rocker switch*
16.1500.A212		modo trasferimento strada *roadway travel mode*
16.1500.A217		innesto doppia trazione *4WD*
16.1500.A220		livellamento generale *general levelling*
16.1500.A221		livellamento *levelling*
16.1500.A222		livellamento *levelling*
16.1500.A224		lampada rotante *beacon*
16.1500.A225		faro da lavoro *worklamp*
16.1500.A226		tergi-lava cristallo *widscreen wiper washer*
16.1500.A227		faro da lavoro *worklamp*

P/N	TASTO *KEY*	DESCRIZIONE *DESCRIPTION*	P/N	TASTO *KEY*	DESCRIZIONE *DESCRIPTION*	P/N	TASTO *KEY*	DESCRIZIONE *DESCRIPTION*
16.1500.A228		retrovisori riscaldati *heated side mirrors*	**16.1500.A276**		luci anabbaglianti *low beams*			
16.1500.A229		fiamma *flame*	**16.1500.A277**		freno a mano inserito *hand brake on*			
16.1500.A230		livellamento *levelling*	**16.1500.A278**	12 V	P.T.O. elettrico *electrical P.T.O.*			
16.1500.A232		GSA	**16.1500.A279**	P.T.O.	P.T.O.			
16.1500.A233		deviatore comando martinetto supplementare *additional jack deviator*	**16.1500.A280**		lampada rotante *beacon*			
16.1500.A234	AUTO	comando aspo sincronizzato *timed swift*	**16.1500.A281**		selezione velocità *speed selection*			
16.1500.A238		deviatore comando lame verticali *vertical blades deviator*	**16.1500.A282**		faro da lavoro *worklamp*			
16.1500.A258		emergenza *hazard*	**16.1500.A283**		faro da lavoro *worklamp*			
16.1500.A259		tergilunotto *rear window wiper*	**16.1500.A284**	40 80	P.T.O. 40-80			
16.1500.A261		tergi-lava lunotto *rear window wiper washer*	**16.1500.A285**		emergenza *hazard*			
16.1500.A263	4X4	4x4	**16.1500.A286**	12 V	P.T.O. elettrico *electrical P.T.O.*			
16.1500.A264		P.T.O.	**16.1500.A287**	1	valvola elettrica 1 *electrical valve 1*			
16.1500.A265		blocco ripartitore *partition lock*	**16.1500.A288**	2	valvola elettrica 2 *electrical valve 2*			
16.1500.A266		giri motore RPM *engene speed*	**16.1500.A290**	TV	TV			
16.1500.A267		cambio valore *change value*						
16.1500.A268		blocco differenziale / tergi-lava cristallo *differential lock/ widscreen wiper washer*						
16.1500.A269		valvola di scarico *dump valve*						
16.1500.A270		modalità galleggiante *floating mode*						
16.1500.A272		specchietti riscaldati *heated mirrors*						
16.1500.A273		sbrinatore *defroster*						
16.1500.A274		regolazione luci anabbaglianti *low beams regulation*						
16.1500.A275		trasferimento peso *weight transfer*						

- **Chiave di interpretazione del codice per serie “600” - “1400” - “1500”**
- ***Part number composition key for “600” - “1400” - “1500” series***

ESEMPIO - *EXAMPLE:*

13.600.100.01

13

MODELLO BASE
BASE TYPE

13 = INTERRUTTORI **ON-OFF**
ON-OFF *SWITCHES*

16 = COMMUTATORI 2-3 POSIZIONI
2-3 POSITION SWITCHES

17 = INTERRUTTORI/COMMUTATORI INSTABILI
MOMENTARY SWITCHES

600

CIRCUITO ELETTRICO & ILLUMINAZIONE
CIRCUIT DIAGRAM & LIGHTING

100

COMBINAZIONE LAMPADE
BULB TYPE

100/200 =
2 LAMPADE/*BULBS* 1,2W
O/*OR* LED

300/400 =
1 LAMPADA/*BULB* 1,2W
1 LAMPADA/*BULB* 30mA

500/600 =
1 LAMPADA/*BULB* 30mA
1 LAMPADA/*BULB* 1,2W

700/800 =
2 LAMPADE/*BULBS* 30mA

01

IMBALLO/TENSIONE DI ALIMENTAZIONE
PACKAGING/POWER SUPPLY VOLTAGE

01 = NON ILLUMINATO *NO LIGHTING*				
13 =	⊗ ⊗⊗	*T 5 12V÷1,2W*	LAMPADA /*BULB*	
14 =	⊗ ⊗⊗	*T 5 24V÷1,2W*	LAMPADA /*BULB*	
13 =	▽ ▽▽	12V	LED	
14 =	▽ ▽▽	24V	LED	
45 =	▽ ▽▽	12V	LED	
46 =	▽ ▽▽	24V	LED	
47 =	▽ ▽▽	12V	LED	
48 =	▽ ▽▽	24V	LED	
49 =	▽ ▽▽	12V	LED	
50 =	▽ ▽▽	24V	LED	
62 =	▽ ▽	24V	LED	LED
63 =	▽ ▽	24V	LED	LED
67 =	▽ ▽	24V	LED	LED
72 =	▽ ▽	12V	LED	LED

- **Schemi elettrici serie “600” - “1400” - “1500”**
- ***Circuit diagrams “600” - “1400” - “1500” series***

13.600.100

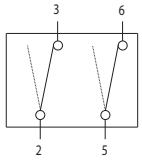

0 POSIZIONE STABILE
0 MAINTAINED POSITION

1 POSIZIONE STABILE
1 MAINTAINED POSITION

Schema elettr. rappresentato in posiz.1
Circuit diagram shown in position 1

13.601.100

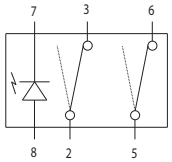

0 POSIZIONE STABILE
0 MAINTAINED POSITION

1 POSIZIONE STABILE
1 MAINTAINED POSITION

Schema elettr. rappresentato in posiz.1
Circuit diagram shown in position 1

13.602.100

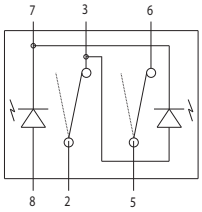

0 POSIZIONE STABILE
0 MAINTAINED POSITION

1 POSIZIONE STABILE
1 MAINTAINED POSITION

Schema elettr. rappresentato in posiz.1
Circuit diagram shown in position 1

13.603.100

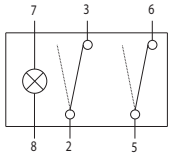

0 POSIZIONE STABILE
0 MAINTAINED POSITION

1 POSIZIONE STABILE
1 MAINTAINED POSITION

Schema elettr. rappresentato in posiz.1
Circuit diagram shown in position 1

13.604.100

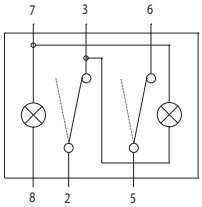

0 POSIZIONE STABILE
0 MAINTAINED POSITION

1 POSIZIONE STABILE
1 MAINTAINED POSITION

Schema elettr. rappresentato in posiz.1
Circuit diagram shown in position 1

13.605.100

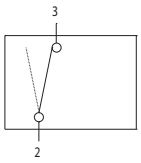

0 POSIZIONE STABILE
0 MAINTAINED POSITION

1 POSIZIONE STABILE
1 MAINTAINED POSITION

Schema elettr. rappresentato in posiz.1
Circuit diagram shown in position 1

13.606.100

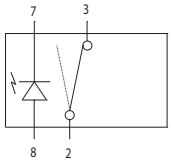

0 POSIZIONE STABILE
0 MAINTAINED POSITION

1 POSIZIONE STABILE
1 MAINTAINED POSITION

Schema elettr. rappresentato in posiz.1
Circuit diagram shown in position 1

13.607.100

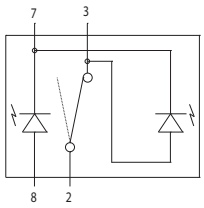

0 POSIZIONE STABILE
0 MAINTAINED POSITION

1 POSIZIONE STABILE
1 MAINTAINED POSITION

Schema elettr. rappresentato in posiz.1
Circuit diagram shown in position 1

13.608.100

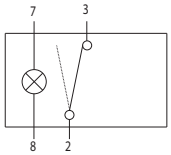

0 POSIZIONE STABILE
0 MAINTAINED POSITION

1 POSIZIONE STABILE
1 MAINTAINED POSITION

Schema elettr. rappresentato in posiz.1
Circuit diagram shown in position 1

13.609.100

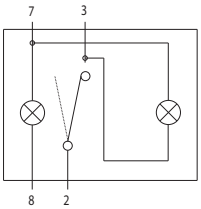

0 POSIZIONE STABILE
0 MAINTAINED POSITION

1 POSIZIONE STABILE
1 MAINTAINED POSITION

Schema elettr. rappresentato in posiz.1
Circuit diagram shown in position 1

13.610.100

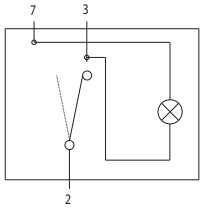

0 POSIZIONE STABILE
0 MAINTAINED POSITION

1 POSIZIONE STABILE
1 MAINTAINED POSITION

Schema elettr. rappresentato in posiz.1
Circuit diagram shown in position 1

16.600.100

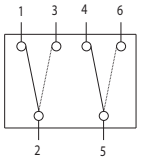

0 POSIZIONE STABILE
0 MAINTAINED POSITION

1 POSIZIONE STABILE
1 MAINTAINED POSITION

Schema elettr. rappresentato in posiz.0
Circuit diagram shown in position 0

16.601.100

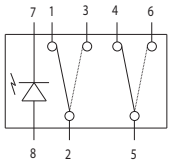

0 POSIZIONE STABILE
0 MAINTAINED POSITION

1 POSIZIONE STABILE
1 MAINTAINED POSITION

Schema elettr. rappresentato in posiz.0
Circuit diagram shown in position 0

16.602.100

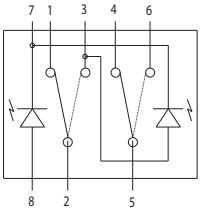

0 POSIZIONE STABILE
0 MAINTAINED POSITION

1 POSIZIONE STABILE
1 MAINTAINED POSITION

Schema elettr. rappresentato in posiz.0
Circuit diagram shown in position 0

16.603.100

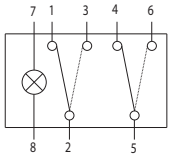

0 POSIZIONE STABILE
0 MAINTAINED POSITION

1 POSIZIONE STABILE
1 MAINTAINED POSITION

Schema elettr. rappresentato in posiz.0
Circuit diagram shown in position 0

16.604.100

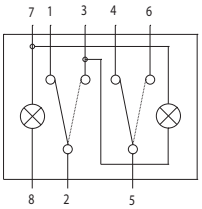

0 POSIZIONE STABILE
0 MAINTAINED POSITION

1 POSIZIONE STABILE
1 MAINTAINED POSITION

Schema elettr. rappresentato in posiz.0
Circuit diagram shown in position 0

16.605.100

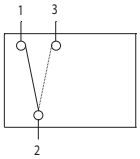

0 POSIZIONE STABILE
0 MAINTAINED POSITION

1 POSIZIONE STABILE
1 MAINTAINED POSITION

Schema elettr. rappresentato in posiz.0
Circuit diagram shown in position 0

16.606.100

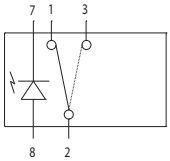

0 POSIZIONE STABILE
0 MAINTAINED POSITION

1 POSIZIONE STABILE
1 MAINTAINED POSITION

Schema elettr. rappresentato in posiz.0
Circuit diagram shown in position 0

16.607.100

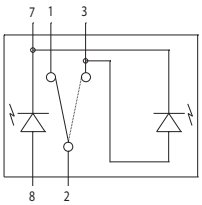

0 POSIZIONE STABILE
0 MAINTAINED POSITION

1 POSIZIONE STABILE
1 MAINTAINED POSITION

Schema elettr. rappresentato in posiz.0
Circuit diagram shown in position 0

16.608.100

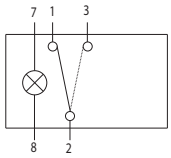

0 POSIZIONE STABILE
0 MAINTAINED POSITION

1 POSIZIONE STABILE
1 MAINTAINED POSITION

Schema elettr. rappresentato in posiz.0
Circuit diagram shown in position 0

16.609.100

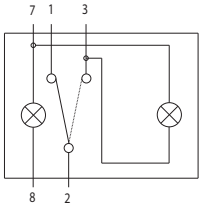

0 POSIZIONE STABILE
0 MAINTAINED POSITION

1 POSIZIONE STABILE
1 MAINTAINED POSITION

Schema elettr. rappresentato in posiz.0
Circuit diagram shown in position 0

16.610.100

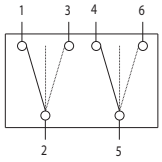

1 POSIZIONE STABILE
1 MAINTAINED POSITION

0 POSIZIONE STABILE
0 MAINTAINED POSITION

2 POSIZIONE STABILE
2 MAINTAINED POSITION

Schema elettr. rappresentato in posiz.1
Circuit diagram shown in position 1

16.611.100

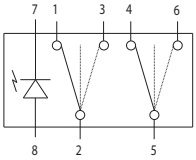

1 POSIZIONE STABILE
1 MAINTAINED POSITION

0 POSIZIONE STABILE
0 MAINTAINED POSITION

2 POSIZIONE STABILE
2 MAINTAINED POSITION

Schema elettr. rappresentato in posiz.1
Circuit diagram shown in position 1

16.612.100

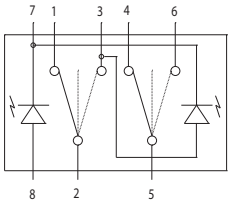

1 POSIZIONE STABILE
1 MAINTAINED POSITION

0 POSIZIONE STABILE
0 MAINTAINED POSITION

2 POSIZIONE STABILE
2 MAINTAINED POSITION

Schema elettr. rappresentato in posiz.1
Circuit diagram shown in position 1

16.613.100

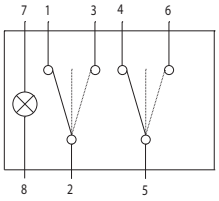

1 POSIZIONE STABILE
1 MAINTAINED POSITION

0 POSIZIONE STABILE
0 MAINTAINED POSITION

2 POSIZIONE STABILE
2 MAINTAINED POSITION

Schema elettr. rappresentato in posiz.1
Circuit diagram shown in position 1

16.614.100

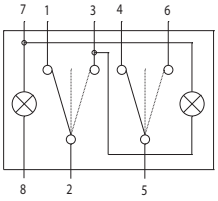

1 POSIZIONE STABILE
1 MAINTAINED POSITION

0 POSIZIONE STABILE
0 MAINTAINED POSITION

2 POSIZIONE STABILE
2 MAINTAINED POSITION

Schema elettr. rappresentato in posiz.1
Circuit diagram shown in position 1

16.615.100

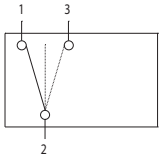

1 POSIZIONE STABILE
1 MAINTAINED POSITION

0 POSIZIONE STABILE
0 MAINTAINED POSITION

2 POSIZIONE STABILE
2 MAINTAINED POSITION

Schema elettr. rappresentato in posiz.1
Circuit diagram shown in position 1

16.616.100

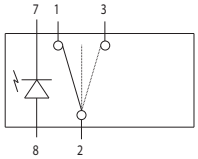

1 POSIZIONE STABILE
1 MAINTAINED POSITION

0 POSIZIONE STABILE
0 MAINTAINED POSITION

2 POSIZIONE STABILE
2 MAINTAINED POSITION

Schema elettr. rappresentato in posiz.1
Circuit diagram shown in position 1

16.617.100

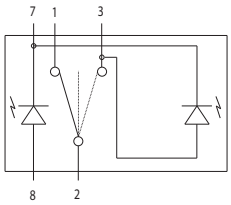

1 POSIZIONE STABILE
1 MAINTAINED POSITION

0 POSIZIONE STABILE
0 MAINTAINED POSITION

2 POSIZIONE STABILE
2 MAINTAINED POSITION

Schema elettr. rappresentato in posiz.1
Circuit diagram shown in position 1

16.618.100

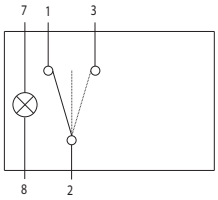

1 POSIZIONE STABILE
1 MAINTAINED POSITION

0 POSIZIONE STABILE
0 MAINTAINED POSITION

2 POSIZIONE STABILE
2 MAINTAINED POSITION

Schema elettr. rappresentato in posiz.1
Circuit diagram shown in position 1

16.619.100

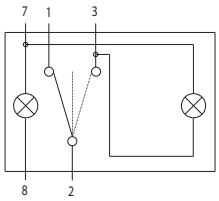

1 POSIZIONE STABILE
1 MAINTAINED POSITION

0 POSIZIONE STABILE
0 MAINTAINED POSITION

2 POSIZIONE STABILE
2 MAINTAINED POSITION

Schema elettr. rappresentato in posiz.1
Circuit diagram shown in position 1

16.620.100

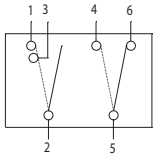

0 POSIZIONE STABILE
0 MAINTAINED POSITION

1 POSIZIONE STABILE
1 MAINTAINED POSITION

Schema elettr. rappresentato in posiz.0
Circuit diagram shown in position 0

16.621.100

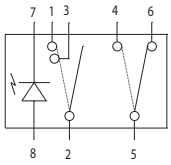

0 POSIZIONE STABILE
0 MAINTAINED POSITION

1 POSIZIONE STABILE
1 MAINTAINED POSITION

Schema elettr. rappresentato in posiz.0
Circuit diagram shown in position 0

16.622.100 *

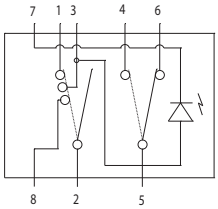

0 POSIZIONE STABILE
0 MAINTAINED POSITION

1 POSIZIONE STABILE
1 MAINTAINED POSITION

* Presente in distinta un led ulteriore che ha funzione di tappo.
One additional led suitable as plug is supplied.

Schema elettr. rappresentato in posiz.0
Circuit diagram shown in position 0

16.623.100

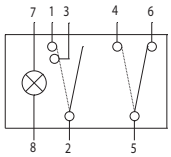

0 POSIZIONE STABILE
0 MAINTAINED POSITION

1 POSIZIONE STABILE
1 MAINTAINED POSITION

Schema elettr. rappresentato in posiz.0
Circuit diagram shown in position 0

16.624.100

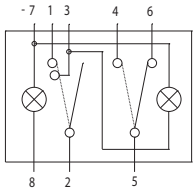

0 POSIZIONE STABILE
0 MAINTAINED POSITION

1 POSIZIONE STABILE
1 MAINTAINED POSITION

Schema elettr. rappresentato in posiz.0
Circuit diagram shown in position 0

16.625.100

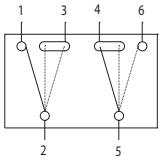

0 POSIZIONE STABILE
0 MAINTAINED POSITION

1 POSIZIONE STABILE
1 MAINTAINED POSITION

Schema elettr. rappresentato in posiz.1
Circuit diagram shown in position 1

16.626.100

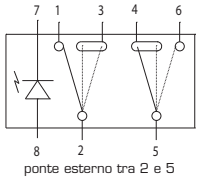

1 POSIZIONE STABILE
1 MAINTAINED POSITION

0 POSIZIONE STABILE
0 MAINTAINED POSITION

2 POSIZIONE STABILE
2 MAINTAINED POSITION

Schema elettr. rappresentato in posiz.1
Circuit diagram shown in position 1

16.627.100

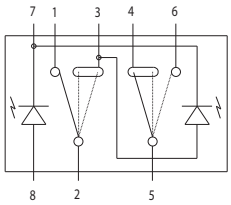

1 POSIZIONE STABILE
1 MAINTAINED POSITION

0 POSIZIONE STABILE
0 MAINTAINED POSITION

2 POSIZIONE STABILE
2 MAINTAINED POSITION

Schema elettr. rappresentato in posiz.1
Circuit diagram shown in position 1

16.628.100

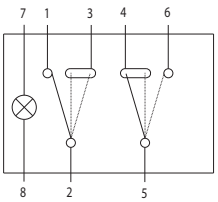

1 POSIZIONE STABILE
1 MAINTAINED POSITION

0 POSIZIONE STABILE
0 MAINTAINED POSITION

2 POSIZIONE STABILE
2 MAINTAINED POSITION

Schema elettr. rappresentato in posiz.1
Circuit diagram shown in position 1

16.629.100

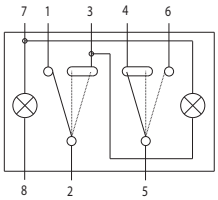

1 POSIZIONE STABILE
1 MAINTAINED POSITION

0 POSIZIONE STABILE
0 MAINTAINED POSITION

2 POSIZIONE STABILE
2 MAINTAINED POSITION

Schema elettr. rappresentato in posiz.1
Circuit diagram shown in position 1

16.630.100

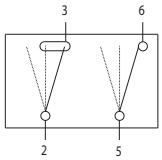

1 POSIZIONE STABILE
1 MAINTAINED POSITION

0 POSIZIONE STABILE
0 MAINTAINED POSITION

2 POSIZIONE STABILE
2 MAINTAINED POSITION

Schema elettr. rappresentato in posiz.2
Circuit diagram shown in position 2

16.631.100

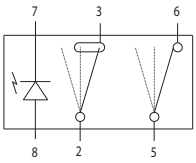

1 POSIZIONE STABILE
1 MAINTAINED POSITION

0 POSIZIONE STABILE
0 MAINTAINED POSITION

2 POSIZIONE STABILE
2 MAINTAINED POSITION

Schema elettr. rappresentato in posiz.2
Circuit diagram shown in position 2

16.632.100

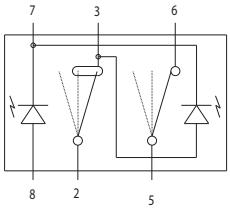

1 POSIZIONE STABILE
1 MAINTAINED POSITION

0 POSIZIONE STABILE
0 MAINTAINED POSITION

2 POSIZIONE STABILE
2 MAINTAINED POSITION

Schema elettr. rappresentato in posiz.2
Circuit diagram shown in position 2

16.633.100

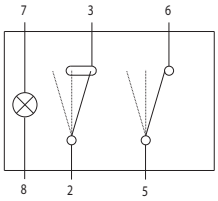

1 POSIZIONE STABILE
1 MAINTAINED POSITION

0 POSIZIONE STABILE
0 MAINTAINED POSITION

2 POSIZIONE STABILE
2 MAINTAINED POSITION

Schema elettr. rappresentato in posiz.2
Circuit diagram shown in position 2

16.634.100

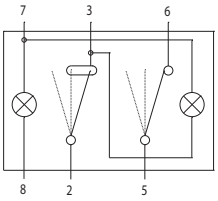

1 POSIZIONE STABILE
1 MAINTAINED POSITION

0 POSIZIONE STABILE
0 MAINTAINED POSITION

2 POSIZIONE STABILE
2 MAINTAINED POSITION

Schema elettr. rappresentato in posiz.2
Circuit diagram shown in position 2

16.637.100

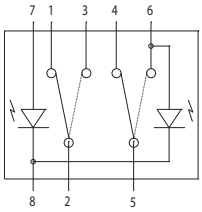

1 POSIZIONE STABILE
1 MAINTAINED POSITION

0 POSIZIONE STABILE
0 MAINTAINED POSITION

2 POSIZIONE STABILE
2 MAINTAINED POSITION

Schema elettr. rappresentato in posiz.0
Circuit diagram shown in position 0

16.640.100

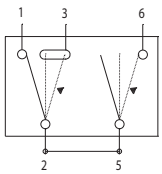

0 POSIZIONE STABILE
0 MAINTAINED POSITION

1 POSIZIONE STABILE
1 MAINTAINED POSITION

2 POSIZIONE INSTABILE
2 MOMENTARY POSITION MOM

Schema elettr. rappresentato in posiz.0
Circuit diagram shown in position 0

16.641.100

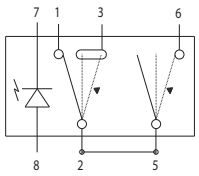

ponte esterno tra 2 e 5
external bridge between 2 and 5

Schema elettr. rappresentato in posiz.0
Circuit diagram shown in position 0

0 POSIZIONE STABILE
0 MAINTAINED POSITION

1 POSIZIONE STABILE
1 MAINTAINED POSITION

2 POSIZIONE INSTABILE
2 MOMENTARY POSITION **MOM**

16.642.100

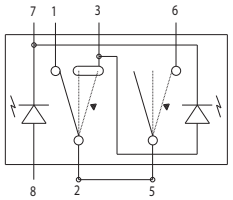

ponte esterno tra 2 e 5
external bridge between 2 and 5

Schema elettr. rappresentato in posiz.0
Circuit diagram shown in position 0

0 POSIZIONE STABILE
0 MAINTAINED POSITION

1 POSIZIONE STABILE
1 MAINTAINED POSITION

2 POSIZIONE INSTABILE
2 MOMENTARY POSITION **MOM**

16.643.100

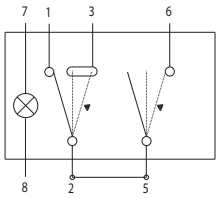

ponte esterno tra 2 e 5
external bridge between 2 and 5

Schema elettr. rappresentato in posiz.0
Circuit diagram shown in position 0

0 POSIZIONE STABILE
0 MAINTAINED POSITION

1 POSIZIONE STABILE
1 MAINTAINED POSITION

2 POSIZIONE INSTABILE
2 MOMENTARY POSITION **MOM**

16.644.100

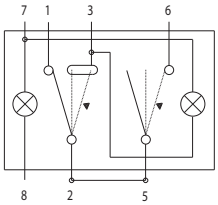

ponte esterno tra 2 e 5
external bridge between 2 and 5

Schema elettr. rappresentato in posiz.0
Circuit diagram shown in position 0

0 POSIZIONE STABILE
0 MAINTAINED POSITION

1 POSIZIONE STABILE
1 MAINTAINED POSITION

2 POSIZIONE INSTABILE
2 MOMENTARY POSITION **MOM**

16.650.100

Necessita connettore / *Necessary connector* 16.650.003

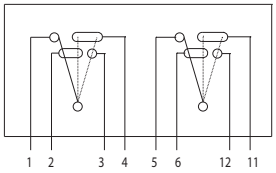

Schema elettr. rappresentato in posiz.1
Circuit diagram shown in position 1

1 POSIZIONE STABILE
1 MAINTAINED POSITION

0 POSIZIONE STABILE
0 MAINTAINED POSITION

2 POSIZIONE STABILE
2 MAINTAINED POSITION

16.651.100

Necessita connettore / *Necessary connector* 16.650.003

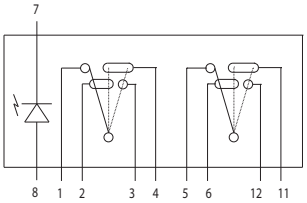

Schema elettr. rappresentato in posiz.1
Circuit diagram shown in position 1

1 POSIZIONE STABILE
1 MAINTAINED POSITION

0 POSIZIONE STABILE
0 MAINTAINED POSITION

2 POSIZIONE STABILE
2 MAINTAINED POSITION

16.653.100

Necessita connettore / *Necessary connector* 16.650.003

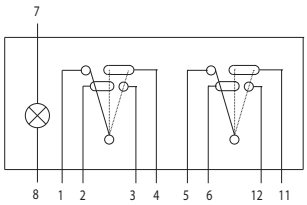

Schema elettr. rappresentato in posiz.1
Circuit diagram shown in position 1

1 POSIZIONE STABILE
1 MAINTAINED POSITION

0 POSIZIONE STABILE
0 MAINTAINED POSITION

2 POSIZIONE STABILE
2 MAINTAINED POSITION

16.676.100

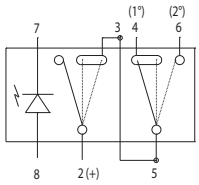

ponte esterno tra 3 e 5
external bridge between 3 and 5

Schema elettr. rappresentato in posiz.0
Circuit diagram shown in position 0

0 POSIZIONE STABILE
0 MAINTAINED POSITION

1 POSIZIONE STABILE
1 MAINTAINED POSITION

2 POSIZIONE STABILE
2 MAINTAINED POSITION

16.0677.0100 *

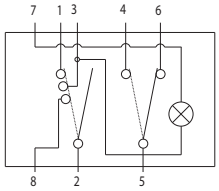

Schema elettr. rappresentato in posiz.0
Circuit diagram shown in position 0

0 POSIZIONE STABILE
0 MAINTAINED POSITION

1 POSIZIONE STABILE
1 MAINTAINED POSITION

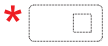
* Presente in distinta una lampada ulteriore che ha funzione di tappo.
One additional bulb suitable as plug is supplied.

16.0678.0100

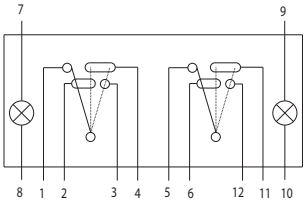

Schema elettr. rappresentato in posiz.1
Circuit diagram shown in position 1

1 POSIZIONE STABILE
1 MAINTAINED POSITION

0 POSIZIONE STABILE
0 MAINTAINED POSITION

2 POSIZIONE STABILE
2 MAINTAINED POSITION

16.0679.0100

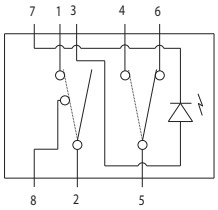

0 POSIZIONE STABILE
0 MAINTAINED POSITION

1 POSIZIONE STABILE
1 MAINTAINED POSITION

Schema elettr. rappresentato in posiz.0
Circuit diagram shown in position 0

16.0682.0100

Necessita connettore / *Necessary connector* 16.650.003

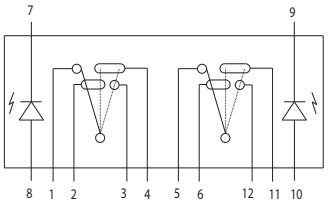

1 POSIZIONE STABILE
1 MAINTAINED POSITION

0 POSIZIONE STABILE
0 MAINTAINED POSITION

2 POSIZIONE STABILE
2 MAINTAINED POSITION

Schema elettr. rappresentato in posiz.1
Circuit diagram shown in position 1

16.0683.0100

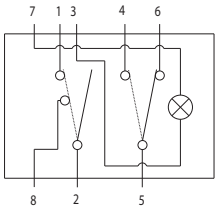

0 POSIZIONE STABILE
0 MAINTAINED POSITION

1 POSIZIONE STABILE
1 MAINTAINED POSITION

Schema elettr. rappresentato in posiz.0
Circuit diagram shown in position 0

16.0684.0100

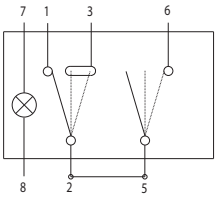

ponte esterno tra 2 e 5
external bridge between 2 and 5

0 POSIZIONE STABILE
0 MAINTAINED POSITION

1 POSIZIONE STABILE
1 MAINTAINED POSITION

2 POSIZIONE STABILE
2 MAINTAINED POSITION

Schema elettr. rappresentato in posiz.0
Circuit diagram shown in position 0

16.0685.0100

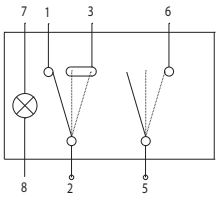

0 POSIZIONE STABILE
0 MAINTAINED POSITION

1 POSIZIONE STABILE
1 MAINTAINED POSITION

2 POSIZIONE STABILE
2 MAINTAINED POSITION

Schema elettr. rappresentato in posiz.0
Circuit diagram shown in position 0

16.0686.0100

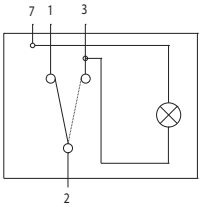

0 POSIZIONE STABILE
0 MAINTAINED POSITION

1 POSIZIONE STABILE
1 MAINTAINED POSITION

Schema elettr. rappresentato in posiz.0
Circuit diagram shown in position 0

16.0687.0100

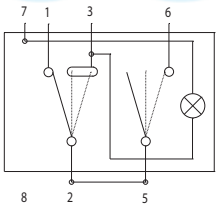

ponte esterno tra 2 e 5
external bridge between 2 and 5

0 POSIZIONE STABILE
0 MAINTAINED POSITION

1 POSIZIONE STABILE
1 MAINTAINED POSITION

2 POSIZIONE STABILE
2 MAINTAINED POSITION

Schema elettr. rappresentato in posiz.0
Circuit diagram shown in position 0

16.0688.0100

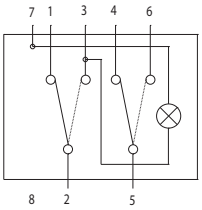

0 POSIZIONE STABILE
0 MAINTAINED POSITION

1 POSIZIONE STABILE
1 MAINTAINED POSITION

Schema elettr. rappresentato in posiz.0
Circuit diagram shown in position 0

16.0689.0100

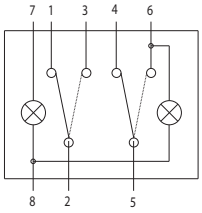

0 POSIZIONE STABILE
0 MAINTAINED POSITION

1 POSIZIONE STABILE
1 MAINTAINED POSITION

Schema elettr. rappresentato in posiz.0
Circuit diagram shown in position 0

16.0690.0100

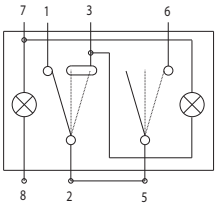

ponte esterno tra 2 e 5
external bridge between 2 and 5

0 POSIZIONE STABILE
0 MAINTAINED POSITION

1 POSIZIONE STABILE
1 MAINTAINED POSITION

2 POSIZIONE STABILE
2 MAINTAINED POSITION

Schema elettr. rappresentato in posiz.0
Circuit diagram shown in position 0

16.0691.0100

Necessita connettore / *Necessary connector* 16.650.003

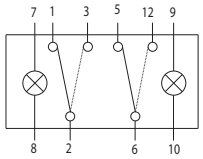

O POSIZIONE STABILE
O MAINTAINED POSITION

1 POSIZIONE STABILE
1 MAINTAINED POSITION

Schema elettr. rappresentato in posiz.0
Circuit diagram shown in position 0

16.0692.0100 (contatti OT/Ag)

(silver-plated brass contacts)

Necessita connettore / *Necessary connector* 16.650.003

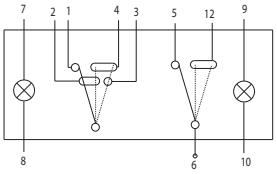

O POSIZIONE STABILE
O MAINTAINED POSITION

1 POSIZIONE STABILE
1 MAINTAINED POSITION

2 POSIZIONE STABILE
2 MAINTAINED POSITION

Schema elettr. rappresentato in posiz.1
Circuit diagram shown in position 1

16.0693.0100 (contatti OT/Ag)

(silver-plated brass contacts)

Necessita connettore / *Necessary connector* 16.650.003

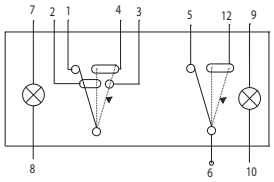

O POSIZIONE STABILE
O MAINTAINED POSITION

1 POSIZIONE STABILE
1 MAINTAINED POSITION

2 POSIZIONE INSTABILE
2 MOMENTARY POSITION **MOM**

Schema elettr. rappresentato in posiz.0
Circuit diagram shown in position 0

16.0694.0100

Necessita connettore / *Necessary connector* 16.650.003

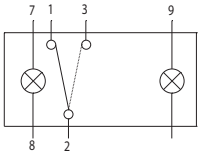

O POSIZIONE STABILE
O MAINTAINED POSITION

1 POSIZIONE STABILE
1 MAINTAINED POSITION

Schema elettr. rappresentato in posiz.0
Circuit diagram shown in position 0

16.0695.0100 (contatti OT/Ag)

(silver-plated brass contacts)

Necessita connettore / *Necessary connector* 16.650.003

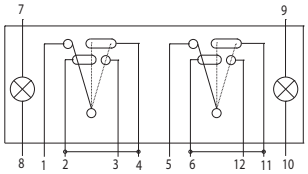

ponte esterno tra 2/4 e 6/11
external bridge between 2/4 and 6/11

1 POSIZIONE STABILE
1 MAINTAINED POSITION

O POSIZIONE STABILE
O MAINTAINED POSITION

2 POSIZIONE STABILE
2 MAINTAINED POSITION

Schema elettr. rappresentato in posiz.1
Circuit diagram shown in position 1

16.0697.0100 (contatti OT/Ag)

(silver-plated brass contacts)

Necessita connettore / *Necessary connector* 16.650.003

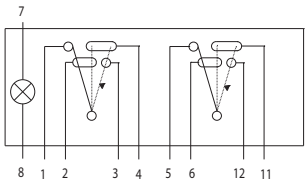

O POSIZIONE STABILE
O MAINTAINED POSITION

1 POSIZIONE STABILE
1 MAINTAINED POSITION

2 POSIZIONE INSTABILE
2 MOMENTARY POSITION **MOM**

Schema elettr. rappresentato in posiz.0
Circuit diagram shown in position 0

16.0698.0100

Necessita connettore / *Necessary connector* 16.650.003

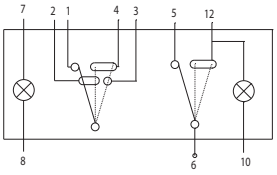

O POSIZIONE STABILE
O MAINTAINED POSITION

1 POSIZIONE STABILE
1 MAINTAINED POSITION

2 POSIZIONE STABILE
2 MAINTAINED POSITION

Schema elettr. rappresentato in posiz.0
Circuit diagram shown in position 0

16.0602.0200 (contatti OT/Ag)

(silver-plated brass contacts)

Necessita connettore / *Necessary connector* 16.650.003

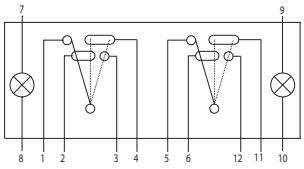

1 POSIZIONE STABILE
1 MAINTAINED POSITION

O POSIZIONE STABILE
O MAINTAINED POSITION

2 POSIZIONE STABILE
2 MAINTAINED POSITION

Schema elettr. rappresentato in posiz.1
Circuit diagram shown in position 1

16.0603.0200

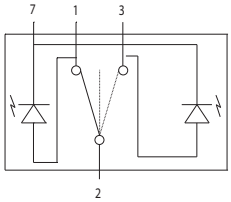

1 POSIZIONE STABILE
1 MAINTAINED POSITION

O POSIZIONE STABILE
O MAINTAINED POSITION

2 POSIZIONE STABILE
2 MAINTAINED POSITION

Schema elettr. rappresentato in posiz.1
Circuit diagram shown in position 1

16.0604.0200

Necessita connettore / *Necessary connector* 16.650.003

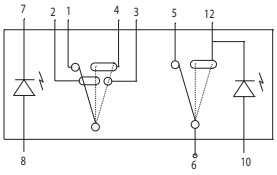

O POSIZIONE STABILE
O MAINTAINED POSITION

1 POSIZIONE STABILE
1 MAINTAINED POSITION

2 POSIZIONE STABILE
2 MAINTAINED POSITION

Schema elettr. rappresentato in posiz.0
Circuit diagram shown in position 0

16.0605.0200

Necessita connettore / *Necessary connector* 16.650.003

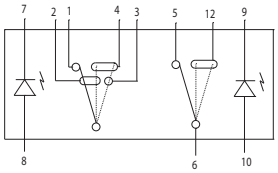

O POSIZIONE STABILE
O MAINTAINED POSITION

1 POSIZIONE STABILE
1 MAINTAINED POSITION

2 POSIZIONE STABILE
2 MAINTAINED POSITION

Schema elettr. rappresentato in posiz.0
Circuit diagram shown in position 0

16.0606.0200

Necessita connettore / *Necessary connector* 16.650.003

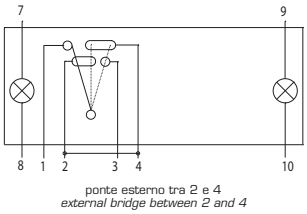

1 POSIZIONE STABILE
1 MAINTAINED POSITION

O POSIZIONE STABILE
O MAINTAINED POSITION

2 POSIZIONE STABILE
2 MAINTAINED POSITION

Schema elettr. rappresentato in posiz.1
Circuit diagram shown in position 1

16.0607.0200

Necessita specifico connettore / *Necessary specific connector* 16.650.003

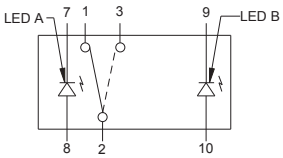

O POSIZIONE STABILE
O MAINTAINED POSITION

1 POSIZIONE STABILE
1 MAINTAINED POSITION

Schema elettr. rappresentato in posiz.0
Circuit diagram shown in position 0

16.0608.0200

Necessita specifico connettore / *Necessary specific connector* 16.650.003

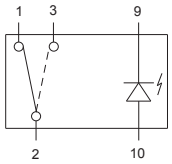

O POSIZIONE STABILE
O MAINTAINED POSITION

1 POSIZIONE STABILE
1 MAINTAINED POSITION

Schema elettr. rappresentato in posiz.0
Circuit diagram shown in position 0

16.0609.0200

Necessita specifico connettore / *Necessary specific connector* 16.650.003

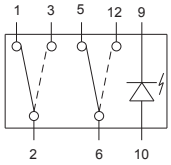

O POSIZIONE STABILE
O MAINTAINED POSITION

1 POSIZIONE STABILE
1 MAINTAINED POSITION

Schema elettr. rappresentato in posiz.0
Circuit diagram shown in position 0

16.0610.0200

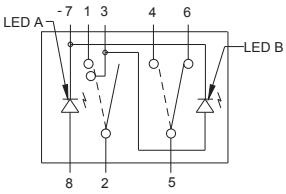

O POSIZIONE STABILE
O MAINTAINED POSITION

1 POSIZIONE STABILE
1 MAINTAINED POSITION

Schema elettr. rappresentato in posiz.0
Circuit diagram shown in position 0

16.0611.0200

Necessita specifico connettore / *Necessary specific connector* 16.650.003

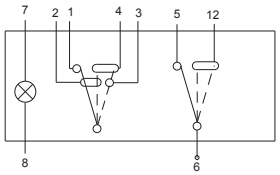

O POSIZIONE STABILE
O MAINTAINED POSITION

1 POSIZIONE STABILE
1 MAINTAINED POSITION

2 POSIZIONE STABILE
2 MAINTAINED POSITION

Schema elettr. rappresentato in posiz.0
Circuit diagram shown in position 0

16.0612.0200

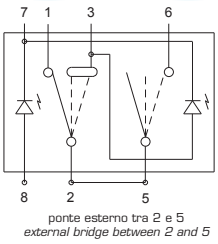

O POSIZIONE STABILE
O MAINTAINED POSITION

1 POSIZIONE STABILE
1 MAINTAINED POSITION

2 POSIZIONE STABILE
2 MAINTAINED POSITION

Schema elettr. rappresentato in posiz.0
Circuit diagram shown in position 0

17.600.100

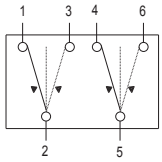

1 POSIZIONE INSTABILE
1 MOMENTARY POSITION **MOM**

O POSIZIONE STABILE
O MAINTAINED POSITION

2 POSIZIONE INSTABILE
2 MOMENTARY POSITION **MOM**

Schema elettr. rappresentato in posiz.1
Circuit diagram shown in position 1

17.601.100

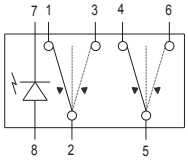

1 POSIZIONE INSTABILE
1 MOMENTARY POSITION **MOM**

O POSIZIONE STABILE
O MAINTAINED POSITION

2 POSIZIONE INSTABILE
2 MOMENTARY POSITION **MOM**

Schema elettr. rappresentato in posiz.1
Circuit diagram shown in position 1

17.602.100

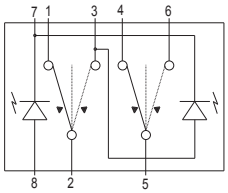

1 POSIZIONE INSTABILE
1 MOMENTARY POSITION **MOM**

O POSIZIONE STABILE
O MAINTAINED POSITION

2 POSIZIONE INSTABILE
2 MOMENTARY POSITION **MOM**

Schema elettr. rappresentato in posiz. 1
Circuit diagram shown in position 1

17.603.100

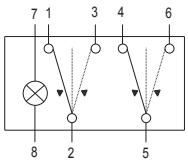

1 POSIZIONE INSTABILE
1 MOMENTARY POSITION **MOM**

O POSIZIONE STABILE
O MAINTAINED POSITION

2 POSIZIONE INSTABILE
2 MOMENTARY POSITION **MOM**

Schema elettr. rappresentato in posiz. 1
Circuit diagram shown in position 1

17.604.100

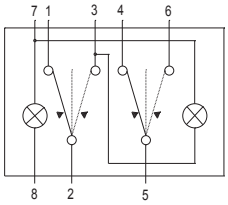

1 POSIZIONE INSTABILE
1 MOMENTARY POSITION **MOM**

O POSIZIONE STABILE
O MAINTAINED POSITION

2 POSIZIONE INSTABILE
2 MOMENTARY POSITION **MOM**

Schema elettr. rappresentato in posiz. 1
Circuit diagram shown in position 1

17.605.100

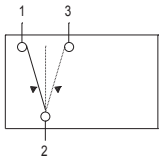

1 POSIZIONE INSTABILE
1 MOMENTARY POSITION **MOM**

O POSIZIONE STABILE
O MAINTAINED POSITION

2 POSIZIONE INSTABILE
2 MOMENTARY POSITION **MOM**

Schema elettr. rappresentato in posiz. 1
Circuit diagram shown in position 1

17.606.100

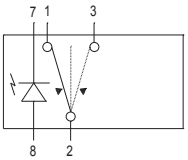

1 POSIZIONE INSTABILE
1 MOMENTARY POSITION **MOM**

O POSIZIONE STABILE
O MAINTAINED POSITION

2 POSIZIONE INSTABILE
2 MOMENTARY POSITION **MOM**

Schema elettr. rappresentato in posiz. 1
Circuit diagram shown in position 1

17.607.100

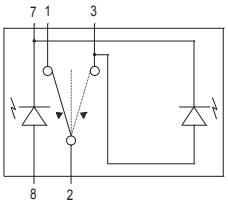

1 POSIZIONE INSTABILE
1 MOMENTARY POSITION **MOM**

O POSIZIONE STABILE
O MAINTAINED POSITION

2 POSIZIONE INSTABILE
2 MOMENTARY POSITION **MOM**

Schema elettr. rappresentato in posiz. 1
Circuit diagram shown in position 1

17.608.100

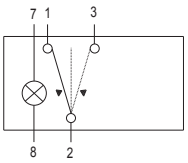

1 POSIZIONE INSTABILE
1 MOMENTARY POSITION **MOM**

O POSIZIONE STABILE
O MAINTAINED POSITION

2 POSIZIONE INSTABILE
2 MOMENTARY POSITION **MOM**

Schema elettr. rappresentato in posiz. 1
Circuit diagram shown in position 1

17.609.100

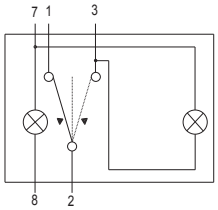

1 POSIZIONE INSTABILE
1 MOMENTARY POSITION **MOM**

O POSIZIONE STABILE
O MAINTAINED POSITION

2 POSIZIONE INSTABILE
2 MOMENTARY POSITION **MOM**

Schema elettr. rappresentato in posiz. 1
Circuit diagram shown in position 1

17.610.100

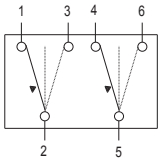

1 POSIZIONE INSTABILE
1 MOMENTARY POSITION **MOM**

O POSIZIONE STABILE
O MAINTAINED POSITION

2 POSIZIONE STABILE
2 MAINTAINED POSITION

Schema elettr. rappresentato in posiz. 1
Circuit diagram shown in position 1

17.611.100

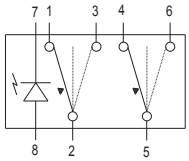

1 POSIZIONE INSTABILE
1 MOMENTARY POSITION **MOM**

O POSIZIONE STABILE
O MAINTAINED POSITION

2 POSIZIONE STABILE
2 MAINTAINED POSITION

Schema elettr. rappresentato in posiz. 1
Circuit diagram shown in position 1

17.612.100

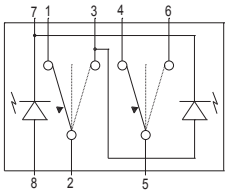

1 POSIZIONE INSTABILE
1 MOMENTARY POSITION **MOM**

O POSIZIONE STABILE
O MAINTAINED POSITION

2 POSIZIONE STABILE
2 MAINTAINED POSITION

Schema elettr. rappresentato in posiz. 1
Circuit diagram shown in position 1

17.613.100

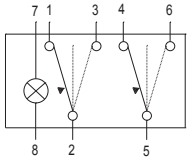

1 POSIZIONE INSTABILE
1 MOMENTARY POSITION **MOM**

O POSIZIONE STABILE
O MAINTAINED POSITION

2 POSIZIONE STABILE
2 MAINTAINED POSITION

Schema elettr. rappresentato in posiz. 1
Circuit diagram shown in position 1

17.614.100

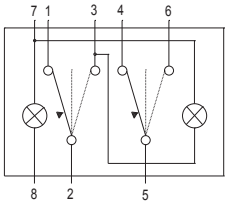

1 POSIZIONE INSTABILE
1 MOMENTARY POSITION **MOM**

O POSIZIONE STABILE
O MAINTAINED POSITION

2 POSIZIONE STABILE
2 MAINTAINED POSITION

Schema elettr. rappresentato in posiz. 1
Circuit diagram shown in position 1

17.615.100

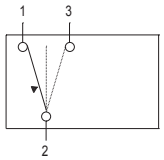

1 POSIZIONE INSTABILE
1 MOMENTARY POSITION **MOM**

O POSIZIONE STABILE
O MAINTAINED POSITION

2 POSIZIONE STABILE
2 MAINTAINED POSITION

Schema elettr. rappresentato in posiz. 1
Circuit diagram shown in position 1

17.616.100

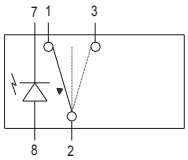

1 POSIZIONE INSTABILE
1 MOMENTARY POSITION **MOM**

O POSIZIONE STABILE
O MAINTAINED POSITION

2 POSIZIONE STABILE
2 MAINTAINED POSITION

Schema elettr. rappresentato in posiz. 1
Circuit diagram shown in position 1

17.617.100

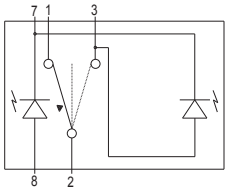

1 POSIZIONE INSTABILE
1 MOMENTARY POSITION **MOM**

O POSIZIONE STABILE
O MAINTAINED POSITION

2 POSIZIONE STABILE
2 MAINTAINED POSITION

Schema elettr. rappresentato in posiz. 1
Circuit diagram shown in position 1

17.618.100

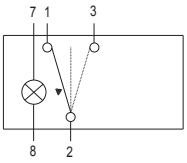

1 POSIZIONE INSTABILE
1 MOMENTARY POSITION **MOM**

O POSIZIONE STABILE
O MAINTAINED POSITION

2 POSIZIONE STABILE
2 MAINTAINED POSITION

Schema elettr. rappresentato in posiz. 1
Circuit diagram shown in position 1

17.619.100

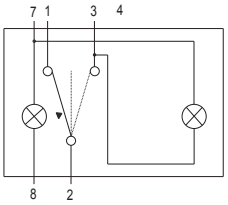

1 POSIZIONE INSTABILE
1 MOMENTARY POSITION **MOM**

O POSIZIONE STABILE
O MAINTAINED POSITION

2 POSIZIONE STABILE
2 MAINTAINED POSITION

Schema elettr. rappresentato in posiz. 1
Circuit diagram shown in position 1

17.620.100

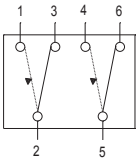

O POSIZIONE INSTABILE
O MOMENTARY POSITION **MOM**

1 POSIZIONE STABILE
1 MAINTAINED POSITION

Schema elettr. rappresentato in posiz. 1
Circuit diagram shown in position 1

17.621.100

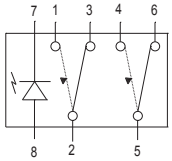

O POSIZIONE INSTABILE
O MOMENTARY POSITION **MOM**

1 POSIZIONE STABILE
1 MAINTAINED POSITION

Schema elettr. rappresentato in posiz. 1
Circuit diagram shown in position 1

17.622.100

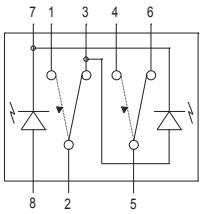

0 POSIZIONE INSTABILE
0 MOMENTARY POSITION **MOM**

1 POSIZIONE STABILE
1 MAINTAINED POSITION

Schema elettr. rappresentato in posiz.1
Circuit diagram shown in position 1

17.623.100

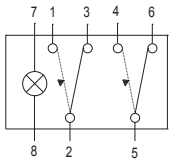

0 POSIZIONE INSTABILE
0 MOMENTARY POSITION **MOM**

1 POSIZIONE STABILE
1 MAINTAINED POSITION

Schema elettr. rappresentato in posiz.1
Circuit diagram shown in position 1

17.624.100

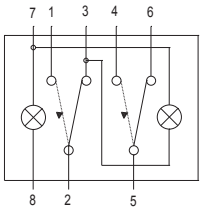

0 POSIZIONE INSTABILE
0 MOMENTARY POSITION **MOM**

1 POSIZIONE STABILE
1 MAINTAINED POSITION

Schema elettr. rappresentato in posiz.1
Circuit diagram shown in position 1

17.625.100

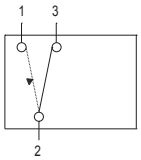

0 POSIZIONE INSTABILE
0 MOMENTARY POSITION **MOM**

1 POSIZIONE STABILE
1 MAINTAINED POSITION

Schema elettr. rappresentato in posiz.1
Circuit diagram shown in position 1

17.626.100

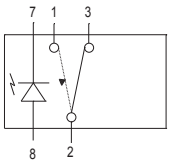

0 POSIZIONE INSTABILE
0 MOMENTARY POSITION **MOM**

1 POSIZIONE STABILE
1 MAINTAINED POSITION

Schema elettr. rappresentato in posiz.1
Circuit diagram shown in position 1

17.627.100

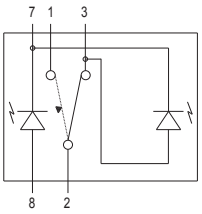

0 POSIZIONE INSTABILE
0 MOMENTARY POSITION **MOM**

1 POSIZIONE STABILE
1 MAINTAINED POSITION

Schema elettr. rappresentato in posiz.1
Circuit diagram shown in position 1

17.628.100

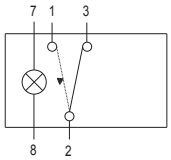

0 POSIZIONE INSTABILE
0 MOMENTARY POSITION **MOM**

1 POSIZIONE STABILE
1 MAINTAINED POSITION

Schema elettr. rappresentato in posiz.1
Circuit diagram shown in position 1

17.629.100

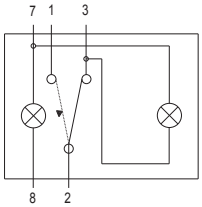

0 POSIZIONE INSTABILE
0 MOMENTARY POSITION **MOM**

1 POSIZIONE STABILE
1 MAINTAINED POSITION

Schema elettr. rappresentato in posiz.1
Circuit diagram shown in position 1

17.630.100

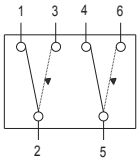

0 POSIZIONE STABILE
0 MAINTAINED POSITION

1 POSIZIONE INSTABILE
1 MOMENTARY POSITION **MOM**

Schema elettr. rappresentato in posiz.0
Circuit diagram shown in position 0

17.631.100

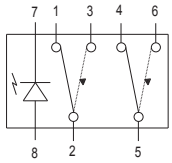

0 POSIZIONE STABILE
0 MAINTAINED POSITION

1 POSIZIONE INSTABILE
1 MOMENTARY POSITION **MOM**

Schema elettr. rappresentato in posiz.0
Circuit diagram shown in position 0

17.632.100

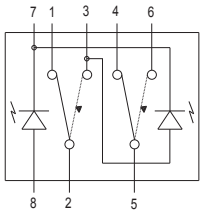

0 POSIZIONE STABILE
0 MAINTAINED POSITION

1 POSIZIONE INSTABILE
1 MOMENTARY POSITION **MOM**

Schema elettr. rappresentato in posiz.0
Circuit diagram shown in position 0

17.633.100

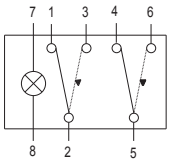

0 POSIZIONE STABILE
0 MAINTAINED POSITION

1 POSIZIONE INSTABILE
1 MOMENTARY POSITION **MOM**

Schema elettr. rappresentato in posiz.0
Circuit diagram shown in position 0

17.634.100

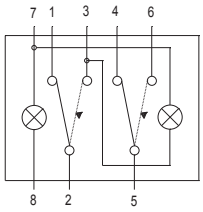

0 POSIZIONE STABILE
0 MAINTAINED POSITION

1 POSIZIONE INSTABILE
1 MOMENTARY POSITION **MOM**

Schema elettr. rappresentato in posiz.0
Circuit diagram shown in position 0

17.635.100

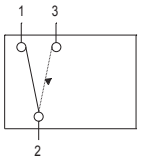

0 POSIZIONE STABILE
0 MAINTAINED POSITION

1 POSIZIONE INSTABILE
1 MOMENTARY POSITION **MOM**

Schema elettr. rappresentato in posiz.0
Circuit diagram shown in position 0

17.636.100

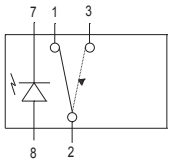

0 POSIZIONE STABILE
0 MAINTAINED POSITION

1 POSIZIONE INSTABILE
1 MOMENTARY POSITION **MOM**

Schema elettr. rappresentato in posiz.0
Circuit diagram shown in position 0

17.637.100

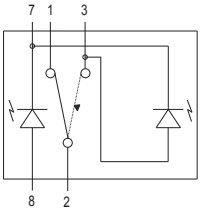

0 POSIZIONE STABILE
0 MAINTAINED POSITION

1 POSIZIONE INSTABILE
1 MOMENTARY POSITION **MOM**

Schema elettr. rappresentato in posiz.0
Circuit diagram shown in position 0

17.638.100

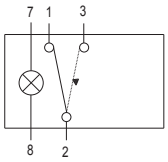

0 POSIZIONE STABILE
0 MAINTAINED POSITION

1 POSIZIONE INSTABILE
1 MOMENTARY POSITION **MOM**

Schema elettr. rappresentato in posiz.0
Circuit diagram shown in position 0

17.639.100

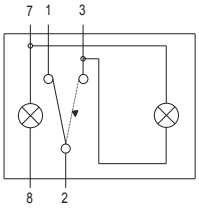

0 POSIZIONE STABILE
0 MAINTAINED POSITION

1 POSIZIONE INSTABILE
1 MOMENTARY POSITION **MOM**

Schema elettr. rappresentato in posiz.0
Circuit diagram shown in position 0

17.640.100

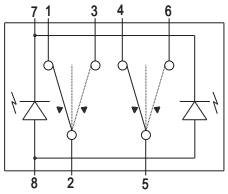

1 POSIZIONE INSTABILE
1 MOMENTARY POSITION **MOM**

0 POSIZIONE STABILE
0 MAINTAINED POSITION

2 POSIZIONE INSTABILE
2 MOMENTARY POSITION **MOM**

Schema elettr. rappresentato in posiz.1
Circuit diagram shown in position 1

17.0641.0100

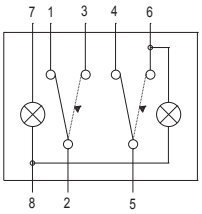

0 POSIZIONE STABILE
0 MAINTAINED POSITION

1 POSIZIONE INSTABILE
1 MOMENTARY POSITION **MOM**

Schema elettr. rappresentato in posiz.0
Circuit diagram shown in position 0

17.0642.0100

Necessita connettore / *Necessary connector* 16.650.003

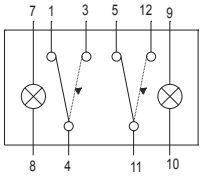

0 POSIZIONE STABILE
0 MAINTAINED POSITION

1 POSIZIONE INSTABILE
1 MOMENTARY POSITION **MOM**

Schema elettr. rappresentato in posiz.0
Circuit diagram shown in position 0

17.0643.0100

(contatti OT/Ag) *(silver-plated brass contacts)*

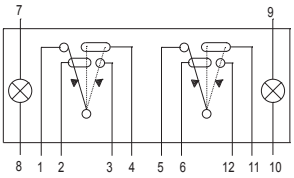

1 POSIZIONE INSTABILE
1 MOMENTARY POSITION **MOM**

0 POSIZIONE STABILE
0 MAINTAINED POSITION

2 POSIZIONE INSTABILE
2 MOMENTARY POSITION **MOM**

Schema elettr. rappresentato in posiz.1
Circuit diagram shown in position 1

17.0644.0100

Necessita connettore / *Necessary connector* 16.650.003

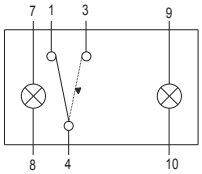

0 POSIZIONE STABILE
0 MAINTAINED POSITION

1 POSIZIONE INSTABILE
1 MOMENTARY POSITION **MOM**

Schema elettr. rappresentato in posiz.0
Circuit diagram shown in position 0

17.0645.0100

(contatti OT/Ag) *(silver-plated brass contacts)*

Necessita connettore / *Necessary connector* 16.650.003

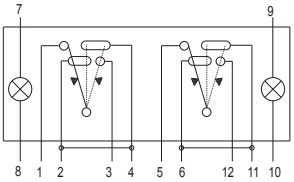

ponte esterno tra 2/4 e 6/11
external bridge between 2/4 and 6/11

1 POSIZIONE INSTABILE
1 MOMENTARY POSITION **MOM**

0 POSIZIONE STABILE
0 MAINTAINED POSITION

2 POSIZIONE INSTABILE
2 MOMENTARY POSITION **MOM**

Schema elettr. rappresentato in posiz.1
Circuit diagram shown in position 1

17.0646.0100

(contatti OT/Ag) *(silver-plated brass contacts)*

Necessita connettore / *Necessary connector* 16.650.003

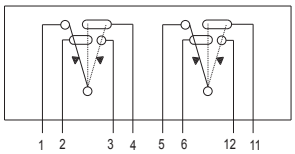

1 POSIZIONE INSTABILE
1 MOMENTARY POSITION **MOM**

0 POSIZIONE STABILE
0 MAINTAINED POSITION

2 POSIZIONE INSTABILE
2 MOMENTARY POSITION **MOM**

Schema elettr. rappresentato in posiz.1
Circuit diagram shown in position 1

17.0648.0100

(contatti OT/Ag) *(silver-plated brass contacts)*

Necessita connettore / *Necessary connector* 16.650.003

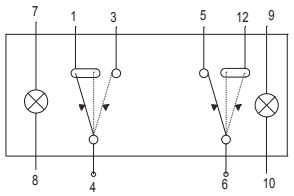

1 POSIZIONE INSTABILE
1 MOMENTARY POSITION **MOM**

0 POSIZIONE STABILE
0 MAINTAINED POSITION

2 POSIZIONE INSTABILE
2 MOMENTARY POSITION **MOM**

Schema elettr. rappresentato in posiz.1
Circuit diagram shown in position 1

17.0649.0100

Necessita connettore / *Necessary connector* 16.650.003

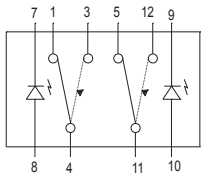

0 POSIZIONE STABILE
0 MAINTAINED POSITION

1 POSIZIONE INSTABILE
1 MOMENTARY POSITION **MOM**

Schema elettr. rappresentato in posiz.0
Circuit diagram shown in position 0

17.0650.0100

(contatti OT/Ag) *(silver-plated brass contacts)*

Necessita connettore / *Necessary connector* 16.650.003

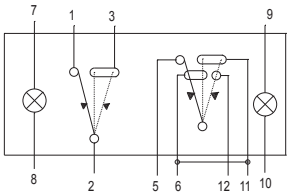

ponte esterno tra 6/11
external bridge between 6/11

1 POSIZIONE INSTABILE
1 MOMENTARY POSITION **MOM**

0 POSIZIONE STABILE
0 MAINTAINED POSITION

2 POSIZIONE INSTABILE
2 MOMENTARY POSITION **MOM**

Schema elettr. rappresentato in posiz.1
Circuit diagram shown in position 1

17.0651.0100

(contatti OT/Ag) *(silver-plated brass contacts)*

Necessita connettore / *Necessary connector* 16.650.003

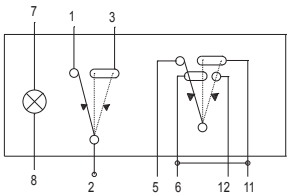

ponte esterno tra 6/11
external bridge between 6/11

1 POSIZIONE INSTABILE
1 MOMENTARY POSITION **MOM**

0 POSIZIONE STABILE
0 MAINTAINED POSITION

2 POSIZIONE INSTABILE
2 MOMENTARY POSITION **MOM**

Schema elettr. rappresentato in posiz.1
Circuit diagram shown in position 1

17.0652.0100

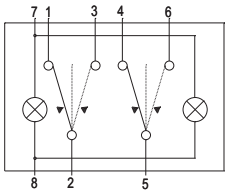

1 POSIZIONE INSTABILE
1 MOMENTARY POSITION **MOM**

0 POSIZIONE STABILE
0 MAINTAINED POSITION

2 POSIZIONE INSTABILE
2 MOMENTARY POSITION **MOM**

Schema elettr. rappresentato in posiz.1
Circuit diagram shown in position 1

17.0653.0100 (contatti OT/Ag) *(silver-plated brass contacts)*

Necessita specifico connettore / *Necessary specific connector* 16.650.003

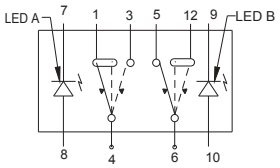

1 POSIZIONE INSTABILE
1 MOMENTARY POSITION **MOM**

O POSIZIONE STABILE
O MAINTAINED POSITION

2 POSIZIONE INSTABILE
2 MOMENTARY POSITION **MOM**

Schema elettr. rappresentato in posiz. 1
Circuit diagram shown in position 1

17.0654.0100

Necessita specifico connettore / *Necessary specific connector* 16.650.003

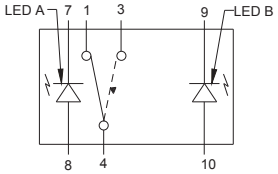

O POSIZIONE STABILE
O MAINTAINED POSITION

1 POSIZIONE INSTABILE
1 MOMENTARY POSITION **MOM**

Schema elettr. rappresentato in posiz. O
Circuit diagram shown in position O

17.0655.0100 (contatti OT/Ag) *(silver-plated brass contacts)*

Necessita specifico connettore / *Necessary specific connector* 16.650.003

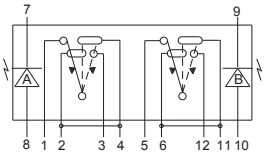

ponte esterno tra 2/4 e 6/11
external bridge between 2/4 and 6/11

1 POSIZIONE INSTABILE
1 MOMENTARY POSITION **MOM**

O POSIZIONE STABILE
O MAINTAINED POSITION

2 POSIZIONE INSTABILE
2 MOMENTARY POSITION **MOM**

Schema elettr. rappresentato in posiz. 1
Circuit diagram shown in position 1

13.609.300

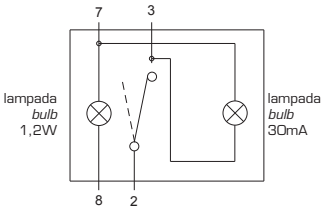

O POSIZIONE STABILE
O MAINTAINED POSITION

1 POSIZIONE STABILE
1 MAINTAINED POSITION

Schema elettr. rappresentato in posiz. 1
Circuit diagram shown in position 1

13.609.500

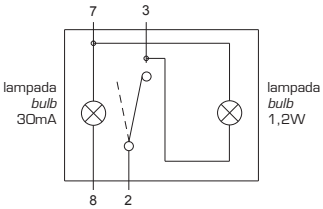

O POSIZIONE STABILE
O MAINTAINED POSITION

1 POSIZIONE STABILE
1 MAINTAINED POSITION

Schema elettr. rappresentato in posiz. 1
Circuit diagram shown in position 1

16.604.300

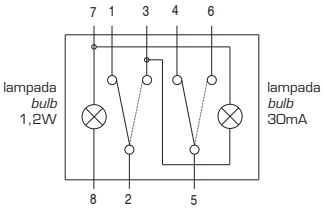

O POSIZIONE STABILE
O MAINTAINED POSITION

1 POSIZIONE STABILE
1 MAINTAINED POSITION

Schema elettr. rappresentato in posiz. O
Circuit diagram shown in position O

16.609.300

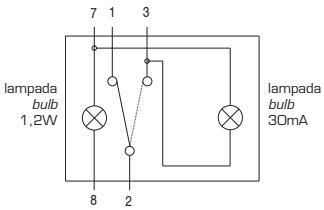

O POSIZIONE STABILE
O MAINTAINED POSITION

1 POSIZIONE STABILE
1 MAINTAINED POSITION

Schema elettr. rappresentato in posiz. O
Circuit diagram shown in position O

16.624.300

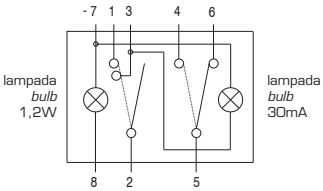

O POSIZIONE STABILE
O MAINTAINED POSITION

1 POSIZIONE STABILE
1 MAINTAINED POSITION

Schema elettr. rappresentato in posiz. O
Circuit diagram shown in position O

16.629.300

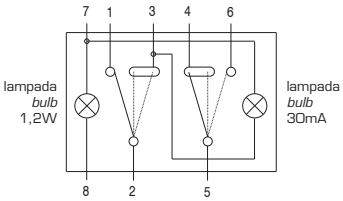

1 POSIZIONE STABILE
1 MAINTAINED POSITION

O POSIZIONE STABILE
O MAINTAINED POSITION

2 POSIZIONE STABILE
2 MAINTAINED POSITION

Schema elettr. rappresentato in posiz. 1
Circuit diagram shown in position 1

16.604.500

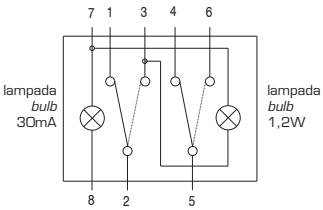

O POSIZIONE STABILE
O MAINTAINED POSITION

1 POSIZIONE STABILE
1 MAINTAINED POSITION

Schema elettr. rappresentato in posiz. O
Circuit diagram shown in position O

16.634.500

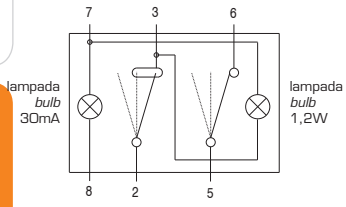

1 POSIZIONE STABILE
1 MAINTAINED POSITION

0 POSIZIONE STABILE
0 MAINTAINED POSITION

2 POSIZIONE STABILE
2 MAINTAINED POSITION

Schema elettr. rappresentato in posiz.2
Circuit diagram shown in position 2

16.0690.0500

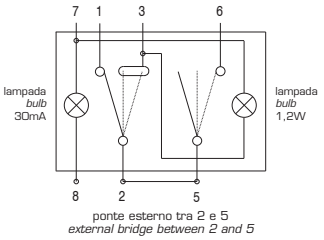

0 POSIZIONE STABILE
0 MAINTAINED POSITION

1 POSIZIONE STABILE
1 MAINTAINED POSITION

2 POSIZIONE STABILE
2 MAINTAINED POSITION

Schema elettr. rappresentato in posiz.0
Circuit diagram shown in position 0

16.614.500

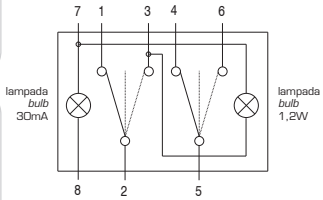

1 POSIZIONE STABILE
1 MAINTAINED POSITION

0 POSIZIONE STABILE
0 MAINTAINED POSITION

2 POSIZIONE STABILE
2 MAINTAINED POSITION

Schema elettr. rappresentato in posiz.1
Circuit diagram shown in position 1

16.0691.0500

Necessita connettore / *Necessary connector* 16.650.003

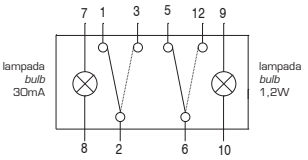

0 POSIZIONE STABILE
0 MAINTAINED POSITION

1 POSIZIONE STABILE
1 MAINTAINED POSITION

Schema elettr. rappresentato in posiz.0
Circuit diagram shown in position 0

16.0692.0500 (contatti OT/A *(silver-plated brass contact*

Necessita connettore / *Necessary connector* 16.650.003

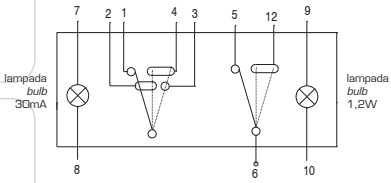

0 POSIZIONE STABILE
0 MAINTAINED POSITION

1 POSIZIONE STABILE
1 MAINTAINED POSITION

2 POSIZIONE STABILE
2 MAINTAINED POSITION

Schema elettr. rappresentato in posiz.0
Circuit diagram shown in position 0

16.0693.0500 (contatti OT/Ag) *(silver-plated brass contacts)*

Necessita connettore / *Necessary connector* 16.650.003

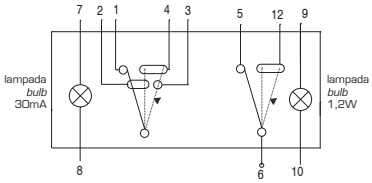

0 POSIZIONE STABILE
0 MAINTAINED POSITION

1 POSIZIONE STABILE
1 MAINTAINED POSITION

2 POSIZIONE INSTABILE
2 MOMENTARY POSITION **MOM**

Schema elettr. rappresentato in posiz.0
Circuit diagram shown in position 0

16.0694.0500

Necessita connettore / *Necessary connector* 16.650.003

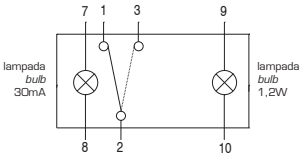

0 POSIZIONE STABILE
0 MAINTAINED POSITION

1 POSIZIONE STABILE
1 MAINTAINED POSITION

Schema elettr. rappresentato in posiz.0
Circuit diagram shown in position 0

16.0698.0500

Necessita connettore / *Necessary connector* 16.650.003

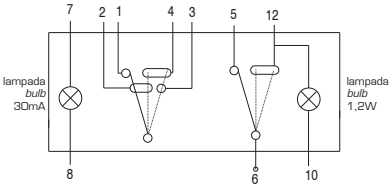

0 POSIZIONE STABILE
0 MAINTAINED POSITION

1 POSIZIONE STABILE
1 MAINTAINED POSITION

2 POSIZIONE STABILE
2 MAINTAINED POSITION

Schema elettr. rappresentato in posiz.0
Circuit diagram shown in position 0

16.0602.0500 (contatti OT/A *(silver-plated brass contact*

Necessita connettore / *Necessary connector* 16.650.003

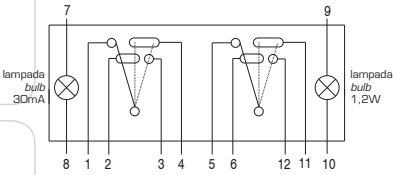

1 POSIZIONE STABILE
1 MAINTAINED POSITION

0 POSIZIONE STABILE
0 MAINTAINED POSITION

2 POSIZIONE STABILE
2 MAINTAINED POSITION

Schema elettr. rappresentato in posiz.1
Circuit diagram shown in position 1

16.0695.0700 (contatti OT/Ag) *(silver-plated brass contacts)*

Necessita connettore / *Necessary connector* 16.650.003

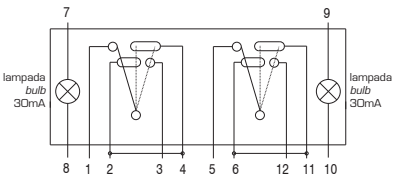

1 POSIZIONE STABILE
1 MAINTAINED POSITION

0 POSIZIONE STABILE
0 MAINTAINED POSITION

2 POSIZIONE STABILE
2 MAINTAINED POSITION

Schema elettr. rappresentato in posiz.1
Circuit diagram shown in position 1

16.0602.0800 (contatti OT/Ag)

Necessita connettore / *Necessary connector* 16.650.003

(silver-plated brass contacts)

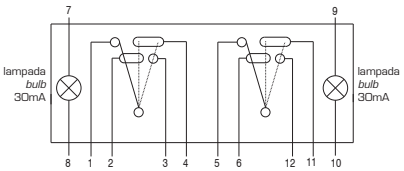

1 POSIZIONE STABILE
1 MAINTAINED POSITION

0 POSIZIONE STABILE
0 MAINTAINED POSITION

2 POSIZIONE STABILE
2 MAINTAINED POSITION

Schema elettr. rappresentato in posiz.1
Circuit diagram shown in position 1

16.0604.0700

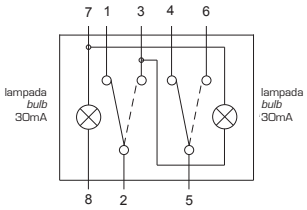

0 POSIZIONE STABILE
0 MAINTAINED POSITION

1 POSIZIONE STABILE
1 MAINTAINED POSITION

Schema elettr. rappresentato in posiz.0
Circuit diagram shown in position 0

16.0609.0700

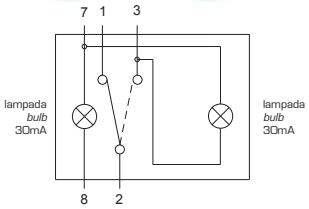

0 POSIZIONE STABILE
0 MAINTAINED POSITION

1 POSIZIONE STABILE
1 MAINTAINED POSITION

Schema elettr. rappresentato in posiz.0
Circuit diagram shown in position 0

16.0629.0700

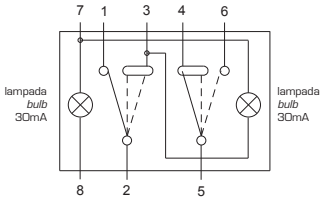

1 POSIZIONE STABILE
1 MAINTAINED POSITION

0 POSIZIONE STABILE
0 MAINTAINED POSITION

2 POSIZIONE STABILE
2 MAINTAINED POSITION

Schema elettr. rappresentato in posiz.1
Circuit diagram shown in position 1

16.0677.0700

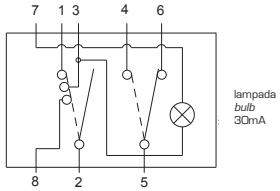

0 POSIZIONE STABILE
0 MAINTAINED POSITION

1 POSIZIONE STABILE
1 MAINTAINED POSITION

Schema elettr. rappresentato in posiz.0
Circuit diagram shown in position 0

16.0691.0700

Necessita connettore / *Necessary connector* 16.650.003

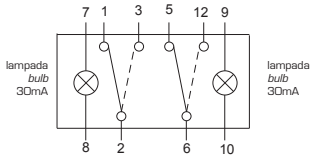

0 POSIZIONE STABILE
0 MAINTAINED POSITION

1 POSIZIONE STABILE
1 MAINTAINED POSITION

Schema elettr. rappresentato in posiz.0
Circuit diagram shown in position 0

16.0694.0700

Necessita connettore / *Necessary connector* 16.650.003

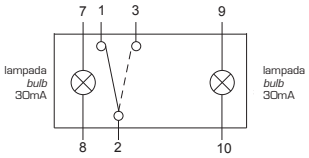

0 POSIZIONE STABILE
0 MAINTAINED POSITION

1 POSIZIONE STABILE
1 MAINTAINED POSITION

Schema elettr. rappresentato in posiz.0
Circuit diagram shown in position 0

16.0692.0700 (contatti OT/Ag)

Necessita connettore / *Necessary connector* 16.650.003

(silver-plated brass contacts)

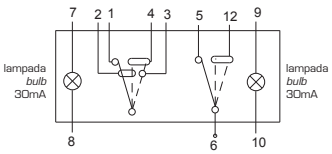

0 POSIZIONE STABILE
0 MAINTAINED POSITION

1 POSIZIONE STABILE
1 MAINTAINED POSITION

2 POSIZIONE STABILE
2 MAINTAINED POSITION

Schema elettr. rappresentato in posiz.0
Circuit diagram shown in position 0

16.0693.0700 (contatti OT/A

Necessita connettore / *Necessary connector* 16.650.003

(silver-plated brass contact

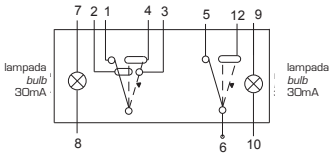

0 POSIZIONE STABILE
0 MAINTAINED POSITION

1 POSIZIONE STABILE
1 MAINTAINED POSITION

2 POSIZIONE INSTABILE
2 MOMENTARY POSITION **MOM**

Schema elettr. rappresentato in posiz.0
Circuit diagram shown in position 0

16.0603.0700

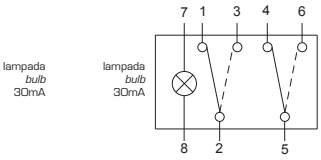

0 POSIZIONE STABILE
0 MAINTAINED POSITION

1 POSIZIONE STABILE
1 MAINTAINED POSITION

Schema elettr. rappresentato in posiz.0
Circuit diagram shown in position 0

16.0643.0700

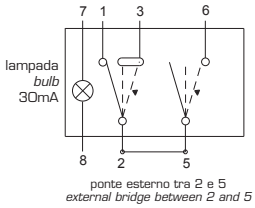

0 POSIZIONE STABILE
0 MAINTAINED POSITION

1 POSIZIONE STABILE
1 MAINTAINED POSITION

2 POSIZIONE INSTABILE
2 MOMENTARY POSITION **MOM**

Schema elettr. rappresentato in posiz.0
Circuit diagram shown in position 0

16.0611.0800 (contatti OT/Ag) *(silver-plated brass contacts)*

Necessita connettore / *Necessary connector* 16.650.003

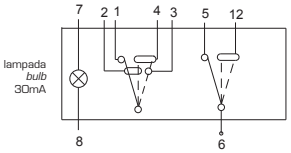

0 POSIZIONE STABILE
0 MAINTAINED POSITION

1 POSIZIONE STABILE
1 MAINTAINED POSITION

2 POSIZIONE STABILE
2 MAINTAINED POSITION

Schema elettr. rappresentato in posiz.0
Circuit diagram shown in position 0

16.0608.0700

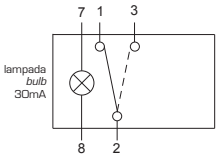

0 POSIZIONE STABILE
0 MAINTAINED POSITION

1 POSIZIONE STABILE
1 MAINTAINED POSITION

Schema elettr. rappresentato in posiz.0
Circuit diagram shown in position 0

17.629.300

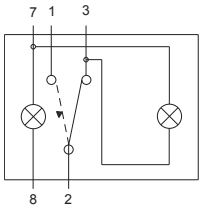

0 POSIZIONE STABILE
0 MAINTAINED POSITION **MOM**

1 POSIZIONE STABILE
1 MAINTAINED POSITION

Schema elettr. rappresentato in posiz.1
Circuit diagram shown in position 1

17.639.500

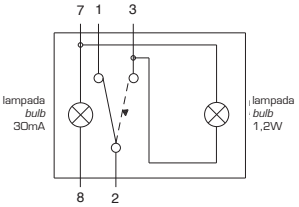

0 POSIZIONE STABILE
0 MAINTAINED POSITION

1 POSIZIONE INSTABILE
1 MOMENTARY POSITION **MOM**

Schema elettr. rappresentato in posiz.0
Circuit diagram shown in position 0

17.0642.0500

Necessita connettore / *Necessary connector* 16.650.003

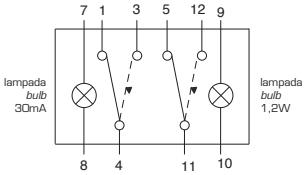

0 POSIZIONE STABILE
0 MAINTAINED POSITION

1 POSIZIONE INSTABILE
1 MOMENTARY POSITION **MOM**

Schema elettr. rappresentato in posiz.0
Circuit diagram shown in position 0

17.0644.0500

Necessita connettore / *Necessary connector* 16.650.003

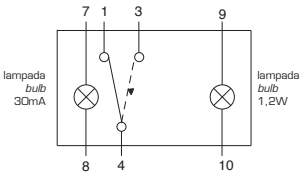

0 POSIZIONE STABILE
0 MAINTAINED POSITION

1 POSIZIONE INSTABILE
1 MOMENTARY POSITION **MOM**

Schema elettr. rappresentato in posiz.0
Circuit diagram shown in position 0

17.0643.0700 (contatti OT/Ag) *(silver-plated brass contacts)*

Necessita connettore / *Necessary connector* 16.650.003

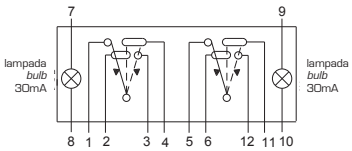

1 POSIZIONE INSTABILE
1 MOMENTARY POSITION **MOM**

0 POSIZIONE STABILE
0 MAINTAINED POSITION

2 POSIZIONE INSTABILE
2 MOMENTARY POSITION **MOM**

Schema elettr. rappresentato in posiz.0
Circuit diagram shown in position 0

17.0645.0700 (contatti OT/Ag) *(silver-plated brass contacts)*

Necessita connettore / *Necessary connector* 16.650.003

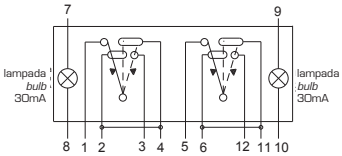

1 POSIZIONE INSTABILE
1 MOMENTARY POSITION **MOM**

0 POSIZIONE STABILE
0 MAINTAINED POSITION

2 POSIZIONE INSTABILE
2 MOMENTARY POSITION **MOM**

Schema elettr. rappresentato in posiz.0
Circuit diagram shown in position 0

17.0648.0700 (contatti OT/Ag) *(silver-plated brass contacts)*

Necessita connettore / *Necessary connector* 16.650.003

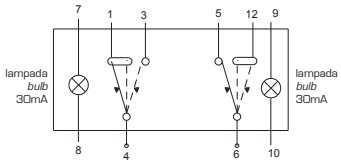

1 POSIZIONE INSTABILE
1 MOMENTARY POSITION **MOM**

0 POSIZIONE STABILE
0 MAINTAINED POSITION

2 POSIZIONE INSTABILE
2 MOMENTARY POSITION **MOM**

Schema elettr. rappresentato in posiz.1
Circuit diagram shown in position 1

17.0652.0700

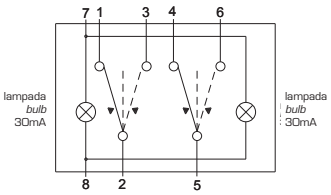

1 POSIZIONE INSTABILE
1 MOMENTARY POSITION **MOM**

0 POSIZIONE STABILE
0 MAINTAINED POSITION

2 POSIZIONE INSTABILE
2 MOMENTARY POSITION **MOM**

Schema elettr. rappresentato in posiz. 1
Circuit diagram shown in position 1

17.604.700

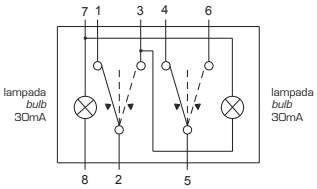

1 POSIZIONE INSTABILE
1 MOMENTARY POSITION **MOM**

0 POSIZIONE STABILE
0 MAINTAINED POSITION

2 POSIZIONE INSTABILE
2 MOMENTARY POSITION **MOM**

Schema elettr. rappresentato in posiz. 1
Circuit diagram shown in position 1

17.0629.0700

Necessita connettore / *Necessary connector* 16.650.003

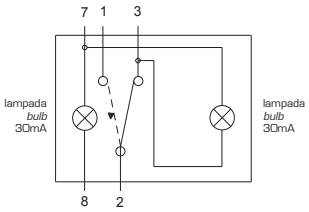

0 POSIZIONE INSTABILE
0 MOMENTARY POSITION **MOM**

1 POSIZIONE STABILE
1 MAINTAINED POSITION

Schema elettr. rappresentato in posiz. 1
Circuit diagram shown in position 1

17.0644.0700

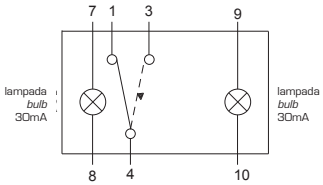

0 POSIZIONE STABILE
0 MAINTAINED POSITION

1 POSIZIONE INSTABILE
1 MOMENTARY POSITION **MOM**

Schema elettr. rappresentato in posiz. 0
Circuit diagram shown in position 0

17.0623.0700

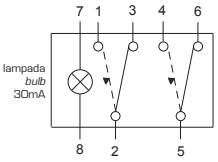

0 POSIZIONE INSTABILE
0 MOMENTARY POSITION **MOM**

1 POSIZIONE STABILE
1 MAINTAINED POSITION

Schema elettr. rappresentato in posiz. 1
Circuit diagram shown in position 1

17.0624.0700

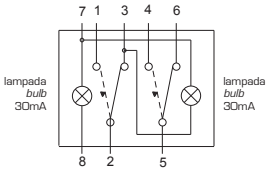

0 POSIZIONE INSTABILE
0 MOMENTARY POSITION **MOM**

1 POSIZIONE STABILE
1 MAINTAINED POSITION

Schema elettr. rappresentato in posiz. 1
Circuit diagram shown in position 1

17.0633.0700

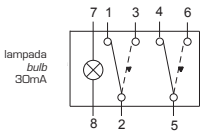

0 POSIZIONE STABILE
0 MAINTAINED POSITION

1 POSIZIONE INSTABILE
1 MOMENTARY POSITION **MOM**

Schema elettr. rappresentato in posiz. 0
Circuit diagram shown in position 0

17.0603.0700

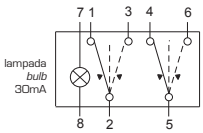

0 POSIZIONE INSTABILE
0 MOMENTARY POSITION **MOM**

1 POSIZIONE STABILE
1 MAINTAINED POSITION

2 POSIZIONE INSTABILE
2 MOMENTARY POSITION **MOM**

Schema elettr. rappresentato in posiz. 1
Circuit diagram shown in position 1

Caratteristiche generali pag. 351
Dimensioni e accessori di fissaggio pag. 352
Tasti e simbologie pag. 353
Schemi elettrici da pag. 355 a pag. 356

General features page 351
Dimensions and fixing tools page 352
Keys and icons page 353
Circuit diagrams from page 355 to page 356

• Interruttori a tasto basculante serie "1900"

Materiale corpo: acetalico nero
Simboli: di colore bianco, stampigliati a caldo o serigrafati;
di colore nero, incisi a laser
Tipo di terminale: lamellare maschio 6.35mm. Ottone argentato
Illuminazione: Lampada 12/24V
Grado di protezione frontale: IP 65
Temperatura di utilizzo: - 40°C ÷ +85°C
Carico max: 10 A @ 12V
5 A @ 24V

• *Rocker switches "1900" series*

Housing material: black acetal resin
Icons: white color, hot stamped or silk screened; black color, laser engraved
Type of terminal: male blade terminal 6.35mm. Silver-plated brass
Lighting: 12/24V Bulb
Front sealing: IP 65
Operating temperature: - 40°C ÷ +85°C
Ratings: 10 A @ 12V
5 A @ 24V

CON BLOCCO MECCANICO DI SICUREZZA
MECHANICAL SAFETY LOCK

Serie - *series*
"1900"

Scala 1:1
Scale 1:1

BLOCCO
LOCK

LAMPADA
BULB



NON ILLUMINATO
SWITCH OFF

ILLUMINAZIONE - FUNZIONE
FULL ILLUMINATED FUNCTION

LAMPADA
BULB

FORATURA - *FIXING HOLE*
mm 21 x 36,8

SERIE - *SERIES*
"1900"

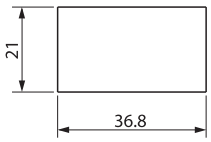

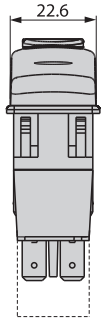

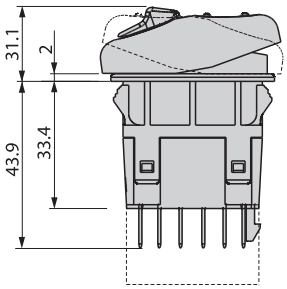

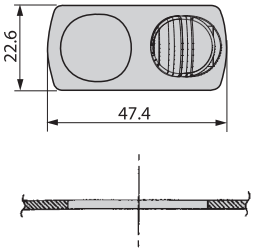

1,5 ÷ 3 mm.
Spessore cruscotto
Dashboard thickness

Scala 1:1
Scale 1:1

OPTIONAL

(Vedi - *see* optional pag. 406)

FORATURA - *FIXING HOLE*
mm 22 x 44

SERIE - *SERIES*
"1900"

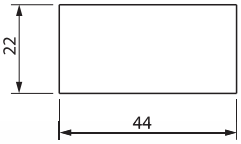

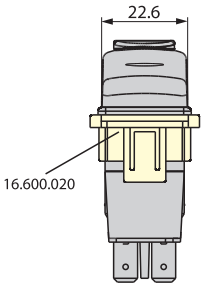

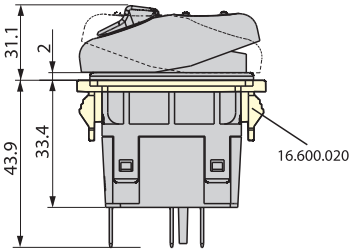

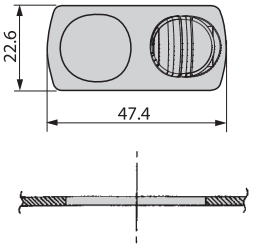

1,5 ÷ 3 mm.
Spessore cruscotto
Dashboard thickness



Scala 1:1
Scale 1:1

OPTIONAL

TASTI SERIE “1900” - *KEYS “1900” SERIES*

P/N	TASTO *KEY*	DESCRIZIONE *DESCRIPTION*
16.1900.A001		blocco/sblocco *lock/unlock*
16.1900.A002		freno a mano inserito *hand brake on*
16.1900.A003		presa di forza *P.T.O.*
16.1900.A004		tasto neutro *neutral rocker switch*
16.1900.A005		blocco assale *cross-shaft axle lock*
16.1900.A006		presa di forza *P.T.O.*
16.1900.A007		FHW - HHW
16.1900.A008		freno a mano inserito *hand brake on*
16.1900.A009		tasto neutro *neutral rocker switch*
16.1900.A010		bloccaggio differenziale anteriore *front differential lock*
16.1900.A011		blocco livellamento *levelling lock*
16.1900.A012		bloccaggio porte *door lock*
16.1900.A013		marcia lenta *slow gear*
16.1900.A014		staccabatteria *battery main switch*
16.1900.A015		bloccaggio differenziale *differential lock*
16.1900.A016		bloccaggio differenziale post. *rear differential lock*
16.1900.A017		bloccaggio cambio *gear lock*
16.1900.A018		selezione marce hard-soft *hard-soft gearshift*
16.1900.A019		tasto neutro *neutral rocker switch*
16.1900.A020		freno a mano inserito *hand brake on*

P/N	TASTO *KEY*	DESCRIZIONE *DESCRIPTION*
16.1900.A021		icona personalizzata *custom icon*
16.1900.A022		icona personalizzata *custom icon*
16.1900.A023		icona personalizzata *custom icon*
16.1900.A024		trebbiatrice *threshing machine*
16.1900.A025		rubinetto acqua corrente *running water tap*
16.1900.A026		spazzola LH *LH brush*
16.1900.A027		spazzola RH *RH brush*
16.1900.A028		lavalunotto *rear window washer*
16.1900.A029		icona personalizzata *custom icon*
16.1900.A030		arresto motore *engine stop*
16.1900.A031		presa di forza *P.T.O.*
16.1900.A032		blocco/sblocco *lock/unlock*
16.1900.A033		icona personalizzata *custom icon*
16.1900.A034		icona personalizzata *custom icon*
16.1900.A035		blocco rotazione *swing lock*
16.1900.A036		icona personalizzata *custom icon*
16.1900.A037		velocità di rotazione presa di forza *P.T.O. rotational speed*
16.1900.A038		presa di forza *P.T.O.*
16.1900.A039		spegnimento luci *blackout light*
16.1900.A040		blocco rotazione *swing lock*

P/N	TASTO *KEY*	DESCRIZIONE *DESCRIPTION*
16.1900.A041		tasto neutro *neutral rocker switch*
16.1900.A042		blocco stabilizzatori *stabilizers lock*
16.1900.A043		icona personalizzata *custom icon*
16.1900.A044		bloccaggio differenziale post. *rear differential lock*
16.1900.A045		sblocco/blocco *unlock/lock*
16.1900.B001		tasto neutro *neutral rocker switch*

• Chiave di interpretazione del codice per serie "1900"

• *Part number composition key for "1900" series*

ESEMPIO - *EXAMPLE:* **16.1900.0100.13**

16	1900	0100	13
MODELLO BASE *BASE TYPE*	SCHEMA ELETTRICO *CIRCUIT DIAGRAM*	TIPOLOGIE DI BLOCCO *TYPES OF LOCK*	IMBALLO/TENSIONE DI ALIMENTAZIONE *PACKAGING/POWER SUPPLY VOLTAGE*
13 = INTERRUTTORI **ON-OFF** ***ON-OFF** SWITCHES* **16** = COMMUTATORI 2-3 POSIZIONI *2-3 POSITION SWITCHES* **17** = INTERRUTTORI/ COMMUTATORI INSTABILI *MOMENTARY SWITCHES*	VEDI PAG. 355 *SEE PAGE 355*	VEDI ESEMPI A SEGUIRE *SEE EXAMPLES BELOW*	**13** = 12V **14** = 24V

• Tipologie di blocco serie "1900"

• *Types of lock "1900" series*

Versioni per schemi a 2 posizioni
Versions for 2-position diagrams

ESEMPIO DI SCHEMA A 2 POSIZIONI

EXAMPLE OF 2-POSTION DIAGRAM

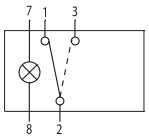

SCHEMA ELETTRICO RAPPRESENTATO IN POSIZIONE "O"

CIRCUIT DIAGRAM SHOWN IN POSITION "O"

POSIZIONE "O"
POSITION "O"

POSIZIONE "1"
POSITION "1"

16.19.0100**
P/N commutatore senza tasto
P/N rocker switch without key

16.19.1100**
P/N commutatore completo
P/N complete rocker switch

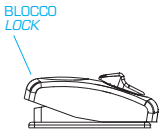

Blocco nella posizione "O" (la posizione "1" si inserisce solo con consenso meccanico)

Locked in position "O" (position "1" is obtained only by mechanical control)

16.19.0200**
P/N commutatore senza tasto
P/N rocker switch without key

16.19.1200**
P/N commutatore completo
P/N complete rocker switch

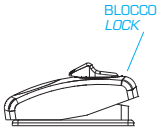

Blocco nella posizione "1" (la posizione "O" si inserisce solo con consenso meccanico)

Locked in position "1" (position "O" is obtained only by mechanical control)

16.19.0300**
P/N commutatore senza tasto
P/N rocker switch without key

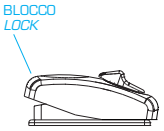

Blocco in entrambe le posizioni (serve il consenso meccanico sia per inserire la posizione "O" che per inserire la posizione "1")

16.19.1300**
P/N commutatore completo
P/N complete rocker switch

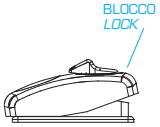

Locked in both positions (mechanical control is necessary to obtain both position "O" and position "1")

Versioni per schemi a 3 posizioni
Versions for 3-position diagrams

ESEMPIO DI SCHEMA A 3 POSIZIONI

EXAMPLE OF 3-POSITION DIAGRAM

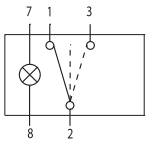

SCHEMA ELETTRICO RAPPRESENTATO IN POSIZIONE "1"

CIRCUIT DIAGRAM SHOWN IN POSITION "1"

POSIZIONE "1"
POSITION "1"

POSIZIONE "O"
POSITION "O"

POSIZIONE "2"
POSITION "2"

16.19.0400**
P/N commutatore senza tasto
P/N rocker switch without key

16.19.1400**
P/N commutatore completo
P/N complete rocker switch

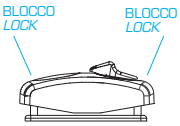

Blocco nella posizione "O" (serve il consenso meccanico sia per inserire la posizione "1" che per inserire la posizione "2")

Locked in position "O" (mechanical control is necessary to obtain both position "1" and position "2")

16.19.0500**
P/N commutatore senza tasto
P/N rocker switch without key

16.19.1500**
P/N commutatore completo
P/N complete rocker switch

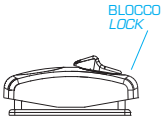

Blocco nella posizione "O" verso la posizione "1" (la posizione "1" si inserisce solo con consenso meccanico, la posizione "2" è libera)

Locked in position "O" towards position "1" (position "1" is obtained only by mechanical control, position "2" is free)

- **Schemi elettrici serie “1900”**
- ***Circuit diagrams “1900” series***

13.1900.****

Adatto a ricevere il connettore / *mates with connector* 16.600.021

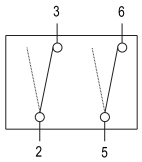

0 POSIZIONE STABILE
0 MAINTAINED POSITION

1 POSIZIONE STABILE
1 MAINTAINED POSITION

Schema elettr. rappresentato in posiz.1
Circuit diagram shown in position 1

13.1901.****

Adatto a ricevere il connettore / *mates with connector* 16.600.021

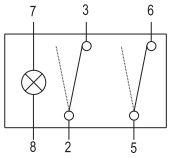

0 POSIZIONE STABILE
0 MAINTAINED POSITION

1 POSIZIONE STABILE
1 MAINTAINED POSITION

Schema elettr. rappresentato in posiz.1
Circuit diagram shown in position 1

16.1900.****

Adatto a ricevere il connettore / *mates with connector* 16.650.003

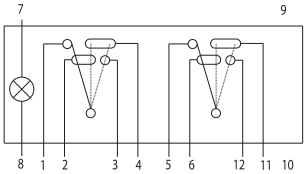

1 POSIZIONE STABILE
1 MAINTAINED POSITION

0 POSIZIONE STABILE
0 MAINTAINED POSITION

2 POSIZIONE STABILE
2 MAINTAINED POSITION

Schema elettr. rappresentato in posiz.1
Circuit diagram shown in position 1

16.1901.****

Adatto a ricevere il connettore / *mates with connector* 16.650.003

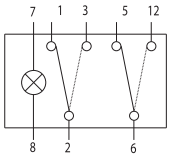

0 POSIZIONE STABILE
0 MAINTAINED POSITION

1 POSIZIONE STABILE
1 MAINTAINED POSITION

Schema elettr. rappresentato in posiz.0
Circuit diagram shown in position 0

16.1902.****

Adatto a ricevere il connettore / *mates with connector* 16.650.003

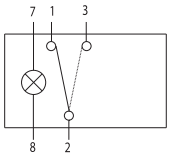

0 POSIZIONE STABILE
0 MAINTAINED POSITION

1 POSIZIONE STABILE
1 MAINTAINED POSITION

Schema elettr. rappresentato in posiz.0
Circuit diagram shown in position 0

16.1903.****

Adatto a ricevere il connettore / *mates with connector* 16.600.021

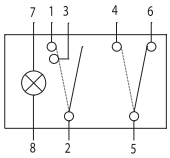

0 POSIZIONE STABILE
0 MAINTAINED POSITION

1 POSIZIONE STABILE
1 MAINTAINED POSITION

Schema elettr. rappresentato in posiz.1
Circuit diagram shown in position 1

16.1904.****

Adatto a ricevere il connettore / *mates with connector* 16.650.003

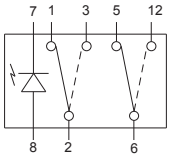

0 POSIZIONE STABILE
0 MAINTAINED POSITION

1 POSIZIONE INSTABILE
1 MOMENTARY POSITION

Schema elettr. rappresentato in posiz.0
Circuit diagram shown in position 0

16.1905.****

Adatto a ricevere il connettore / *mates with connector* 16.650.003

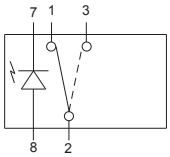

0 POSIZIONE STABILE
0 MAINTAINED POSITION

1 POSIZIONE INSTABILE
1 MOMENTARY POSITION

Schema elettr. rappresentato in posiz.0
Circuit diagram shown in position 0

17.1900.****

Adatto a ricevere il connettore / *mates with connector*
16.650.003

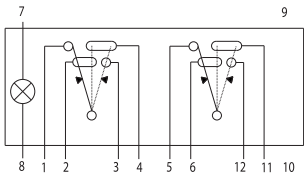

1 POSIZIONE INSTABILE
1 MOMENTARY POSITION

0 POSIZIONE STABILE
0 MAINTAINED POSITION

2 POSIZIONE INSTABILE
2 MOMENTARY POSITION **MOM**

Schema elettr. rappresentato in posiz.1
Circuit diagram shown in position 1

17.1901.****

Adatto a ricevere il connettore / *mates with connector*
16.650.003

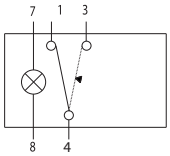

0 POSIZIONE STABILE
0 MAINTAINED POSITION

1 POSIZIONE INSTABILE
1 MOMENTARY POSITION **MOM**

Schema elettr. rappresentato in posiz.0
Circuit diagram shown in position 0

Caratteristiche generali pag. 359
Dimensioni e accessori di fissaggio da pag. 360 a pag. 362
Tasti e simbologie da pag. 363 a pag. 377
Schemi elettrici da pag. 378 a pag. 399

General features page 359
Dimensions and fixing tools from page 360 to page 362
Keys and icons from page 363 to page 377
Circuit diagrams from page 378 to page 399

• Interruttori a tasto basculante serie “700-900-1000-1100-1200”

Materiale corpo: acetalico nero
Simboli: incisi a laser
Tipo di terminale: lamellare maschio 1.8 x 0,65 mm. Econoseal “J”
Illuminazione: LED 12V o 24V
Grado di protezione frontale: IP 67
Temperatura di funzionamento: - 40°C ÷ +85°C
Carico max: 10 A @ 12V
5 A @ 24V

• *Rocker switches “700-900-1000-1100-1200” series*

Housing material: black acetal resin
Icons: laser engraved
Type of terminal: male blade terminal 1.8 x 0,65 mm. Econoseal brass “J”
Lighting: 12V or 24V LED
Front sealing: IP 67
Operating temperature: - 40°C ÷ +85°C
Ratings: 10 A @ 12V
5 A @ 24V



16.702.035
Tasto a levetta
Toggle switch

Serie - *series* “700”

Scala 1:1
Scale 1:1

Serie - *series* “900”

Scala 1:1
Scale 1:1

Serie - *series* “1000”

Scala 1:1
Scale 1:1

Serie - *series* “1100”

Scala 1:1
Scale 1:1

Serie - *series* “1200”

Scala 1:1
Scale 1:1

FORATURA - *FIXING HOLE*
mm 21 x 36,8

SERIE - *SERIES*
"700"

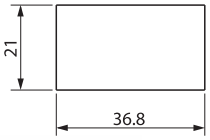

Scala 1:1
Scale 1:1

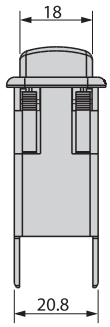

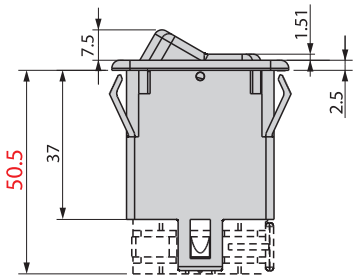

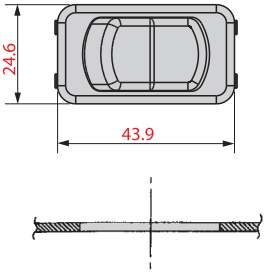

1,5 ÷ 4 mm.
Spessore cruscotto
Dashboard thickness

OPTIONAL

27.0904.0000
Kit di connessione
Connection kit



FORATURA - *FIXING HOLE*
mm 21 x 36,8

SERIE - *SERIES* "700"
con cappuccio - *with cap*

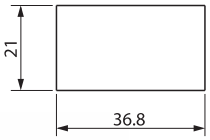

Scala 1:1
Scale 1:1

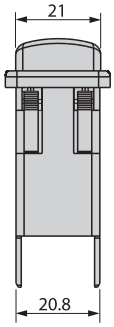

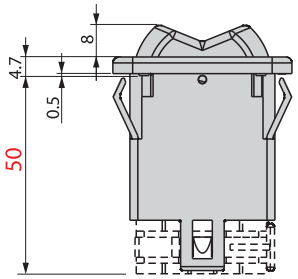

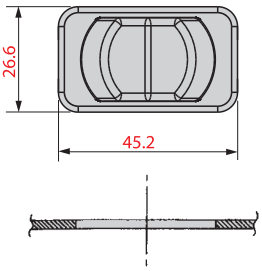

1,5 ÷ 4 mm.
Spessore cruscotto
Dashboard thickness

OPTIONAL

27.0904.0000
Kit di connessione
Connection kit



FORATURA - *FIXING HOLE*
mm 22 x 44

SERIE - *SERIES*
"900"

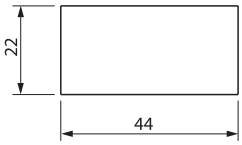

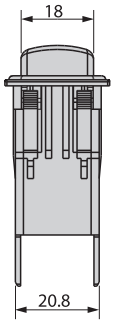

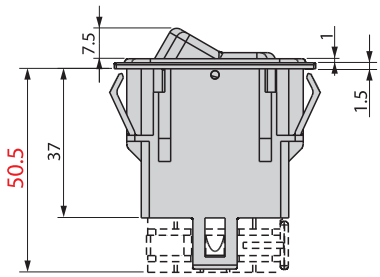

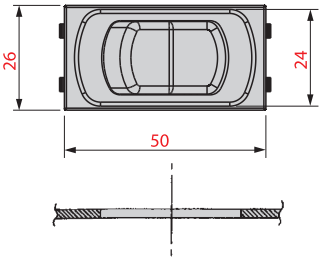

1,5 ÷ 4 mm.
Spessore cruscotto
Dashboard thickness

Scala 1:1
Scale 1:1

OPTIONAL

30.16.06870

27.0904.0000
Kit di connessione
Connection kit

FORATURA - *FIXING HOLE*
mm 21 x 36,8

SERIE - *SERIES*
"1000"

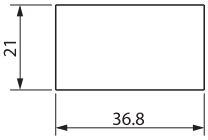

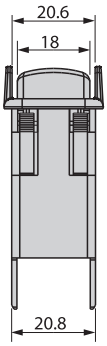

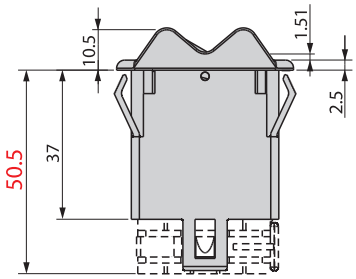

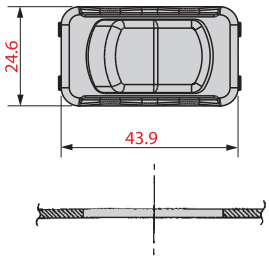

1,5 ÷ 4 mm.
Spessore cruscotto
Dashboard thickness

Scala 1:1
Scale 1:1

OPTIONAL

30.16.06870

27.0904.0000
Kit di connessione
Connection kit



FORATURA - *FIXING HOLE*
mm 22 x 44

SERIE - *SERIES*
"1100"

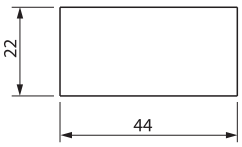

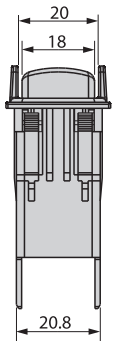

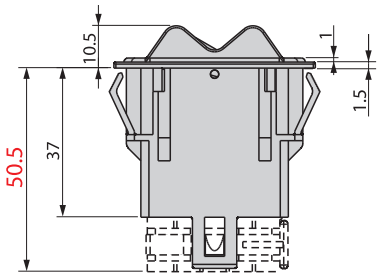

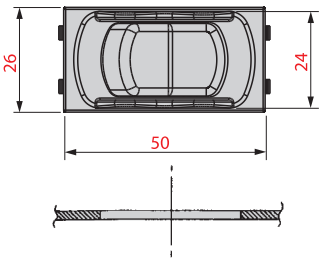

1,5 ÷ 4 mm.
Spessore cruscotto
Dashboard thickness

Scala 1:1
Scale 1:1

OPTIONAL

27.0904.0000
Kit di connessione
Connection kit

FORATURA - *FIXING HOLE*
mm 21 x 36,8

SERIE - *SERIES*
"1200"

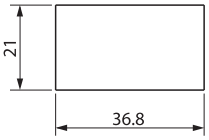

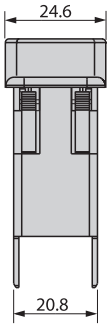

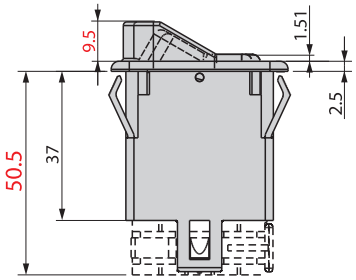

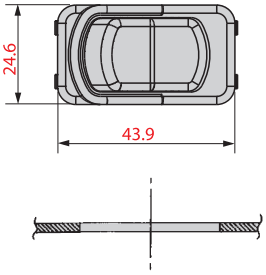

1,5 ÷ 4 mm.
Spessore cruscotto
Dashboard thickness

Scala 1:1
Scale 1:1

OPTIONAL





27.0904.0000
Kit di connessione
Connection kit

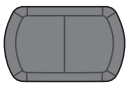

ILLUMINAZIONE - ***LIGHTING:***
funzione - *function*

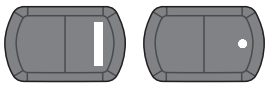

ILLUMINAZIONE - ***LIGHTING:***
funzione/ricerca - *function/location*

TASTI SERIE "700 - 900 - 1000 - 1100 - 1200"
KEYS "700 - 900 - 1000 - 1100 - 1200" SERIES

P/N	TASTO *KEY*	DESCRIZIONE *DESCRIPTION*	P/N	TASTO *KEY*	DESCRIZIONE *DESCRIPTION*	P/N	TASTO *KEY*	DESCRIZIONE *DESCRIPTION*
16.702.A01		fari lavoro *work lamps*	**16.702.A19**		plafoniera *interior dome light*	**16.702.A37**		tergilavacristallo *windscreen wiper washer*
16.702.A02		fari lavoro *work lamps*	**16.702.A20**		plafoniera *interior dome light*	**16.702.A38**		sollevatore *rockshaft up/down*
16.702.A03		proiettore lavoro *work lamp*	**16.702.A21**		avvisatore acustico *horn*	**16.702.A39**		marcia lenta *slow gear*
16.702.A04		proiettore lavoro *work lamp*	**16.702.A22**		ventilazione *fan*	**16.702.A40**		tergilunotto *rear window wiper*
16.702.A05		proiettore lavoro *work lamp*	**16.702.A23**		fari fendinebbia *fog lights*	**16.702.A41**		indicatore *indicator*
16.702.A06		proiettore lavoro *work lamp*	**16.702.A24**		fanale retronebbia *rear fog light*	**16.702.A42**		tergicristallo *windscreen wiper*
16.702.A07		proiettore lavoro *work lamp*	**16.702.A25**		illuminazione strumenti *instrument lighting*	**16.702.A43**		comando D.T. *4 WD*
16.702.A08		luci anabbaglianti *low beams*	**16.702.A26**	TEST	prova lampade *lamp test*	**16.702.A44**		proiettore piano carico *cargo compartment lighting*
16.702.A09		luci anabbaglianti *low beams*	**16.702.A27**		alzacristallo *window winder*	**16.702.A45**		tergilavalunotto *rear window wiper washer*
16.702.A10		luci di profondità *high beams*	**16.702.A28**		freno a mano inserito *hand brake on*	**16.702.A46**		indicat. di direzione *direction indicator*
16.702.A11		luci di profondità *high beams*	**16.702.A29**		sollevamento assale *trailing axle*	**16.702.A47**		chiusura comandi idraulici *hydraulic drive locking*
16.702.A12		elettroventilatore *electric fan*	**16.702.A30**		proiettore piano carico *cargo compartment lighting*	**16.702.A48**		marcia veloce *fast gear*
16.702.A13		fari lavoro *work lamps*	**16.702.A31**		riscaldamento motore *engine heating*	**16.702.A49**		cassone sollevato *dump body*
16.702.A14		bloccaggio differenziale *differential lock*	**16.702.A32**		retrovisore riscaldato *heated rear window*	**16.702.A50**		selezione marce hard-soft *hard-soft gearshift*
16.702.A15	CHECK	CHECK	**16.702.A33**		sedile riscaldato *heated seat*	**16.702.A51**		luci di posizione *parking lights*
16.702.A16		tergilavacristallo *windscreen wiper washer*	**16.702.A34**		riscald. cabina *auxiliary heating*	**16.702.A52**		lavacristallo *windscreen washer*
16.702.A17		arresto motore *engine stop*	**16.702.A35**		tergilavalunotto *rear window wiper washer*	**16.702.A53**		sbrinatore *defroster*
16.702.A18		illuminazione posto autista *driving seat lighting*	**16.702.A36**		emergenza *hazard*	**16.702.A54**		lampada rotante *beacon*

P/N	TASTO *KEY*	DESCRIZIONE *DESCRIPTION*
16.702.A55	540	presa di forza 540 *540 power take-off*
16.702.A56	1000	presa di forza 1000 *1000 power take-off*
16.702.A57		tergilavacristallo *windscreen wiper washer*
16.702.A58		aspiratore *extractor*
16.702.A59		innesto D.T. *4 WD*
16.702.A60		rubinetto acqua corrente *running water tap*
16.702.A61		ancora *anchor*
16.702.A62		livel. trasversale *transverse levelling*
16.702.A63		regolazione sistema di propulsione *propulsion system trim*
16.702.A64		musica *music*
16.702.A65		luci di fonda *anchor light*
16.702.A66		P.T.O.
16.702.A67		portellone *door*
16.702.A68		tergicristallo *windscreen wiper*
16.702.A69		frigorifero inserito *refrigerator on*
16.702.A70		rampe idrauliche *hydraulic ramps*
16.702.A71	BATT PARL	parallelo batterie *battery parallel*
16.702.A72		ill. strumenti *instrument lighting*
16.702.A73		luci di posizione *parking lights*
16.702.A74		avvisatore acustico *horn*
16.702.A75		blocco tubo di scarico *muffler lock*
16.702.A76		emergenza *hazard*

P/N	TASTO *KEY*	DESCRIZIONE *DESCRIPTION*
16.702.A77		var. ventilatore *fan speed changer*
16.702.A78		var. battitore *thresher speed changer*
16.702.A79		lamp. rotante *beacon*
16.702.A80		livellamento *levelling*
16.702.A82		livel. longitudinale *longitudinal levelling*
16.702.A83		tracciatore *tracer*
16.702.A84		ind. fine corsa *stroke end indicator*
16.702.A85		livel. long. manuale *manual longitudinal levelling*
16.702.A86		escl. terzo martinetto *third jack cut-out*
16.702.A87		reg. deflettori *side mirror adjustment*
16.702.A88		innesto D.T. *4 WD*
16.702.A89		alza/abbassa tubo *pipe up/down*
16.702.A90		tracciatore *tracer*
16.702.A91		interruttore luci generali *master lighting switch*
16.702.A92	TÜV	rampe idrauliche *hydraulic ramps*
16.702.A93		tracciatore *tracer*
16.702.A94		lavacristallo *windscreen washer*
16.702.A95		plafoniera *interior dome light*
16.702.A96		fanale retronebbia *rear fog light*
16.702.A97		comando incl. long. *longitudinal inclination control*
16.702.A98		allineamento *alignment*
16.702.A99		scala *ladder*

P/N	TASTO *KEY*	DESCRIZIONE *DESCRIPTION*
16.702.B01		scala *ladder*
16.702.B02		P.T.O.
16.702.B03		emergenza *hazard*
16.702.B04		tracciatore *tracer*
16.702.B05		assale sospeso bloccato *suspension axle lock*
16.702.B06		marcia lenta *slow gear*
16.702.B11		RPM costanti *constant engine speed*
16.702.B15		comando P.T.O. freno *P.T.O. brake*
16.702.B16		P.T.O.
16.702.B17	ABS	icona personalizzata *custom icon*
16.0702.B045		bloccaggio D.T. anteriore *front wheel-drive lock*
16.0702.B048	(P)	freno a mano inserito *hand brake on*
16.0702.B057		bloccaggio inclinazione assale *axle inclination lock*
16.0702.B059		luci anabbaglianti *low beams*
16.0702.B066	1000	presa di forza *power take-off*
16.0702.B069	CAL SEL	calibrazione/selezione *calibration/selection*
16.0702.B070	AUX	luci di profondità aux *aux high beams*
16.0702.B071		sterzo rapido *fast steering*
16.0702.B074	AUTO	gestione P.T.O. *P.T.O. management*
16.0702.B079		pressione olio motore *engine oil pressure*
16.0702.B081		proiettore lavoro anteriore *front work lamp*
16.0702.B082		comando antipattinamento *EDC slip switch*

P/N	TASTO *KEY*	DESCRIZIONE *DESCRIPTION*
16.0702.B084		gestione P.T.O. *P.T.O. management*
16.0702.B085		blocco stabilizzatori *stabilizers lock*
16.0702.B086	TEST	icona personalizzata *custom icon*
16.0702.B088		azionamento manuale *manual mode*
16.0702.B089		riscaldamento retrovisore *rear-view mirror heating*
16.0702.B090		retrovisori riscaldati *heated side mirrors*
16.0702.B093	ASR	icona personalizzata *custom icon*
16.0702.B096	P	freno di stazionamento *parking brake*
16.0702.B102		P.T.O.
16.0702.B115		galleggiamento barra *bar floating*
16.0702.B123		reg. griglie anteriore *front grid adjustment*
16.0702.B124		reg. griglie posteriore *rear grid adjustment*
16.0702.B127		luci anabbaglianti *low beams*
16.0702.B128		luci di profondità *high beams*
16.0702.B131		illuminazione laterale *side lighting*
16.0702.B149		P.T.O. anteriore *front P.T.O.*
16.0702.B150		bloccaggio D.T. *4 WD lock*
16.0702.B151		bloccaggio D.T. *4 WD lock*
16.0702.B152	ABS	icona personalizzata *custom icon*
16.0702.B153	ABS	icona personalizzata *custom icon*
16.0702.B154		vano bagagli *luggage compartment*
16.0702.B155		apertura porta 1 *door 1 opener*

P/N	TASTO *KEY*	DESCRIZIONE *DESCRIPTION*
16.0702.B156		apertura porta 2 *door 2 opener*
16.0702.B159		copertura scorrevole *sliding covering*
16.0702.B160		icona personalizzata *custom icon*
16.0702.B169	EDC TEST	icona personalizzata *custom icon*
16.0702.B172		retronebbia *rear fog light*
16.0702.B176		comando trasmissione auto *automatic transmission control*
16.0702.B180		sblocco asse oscillante *turning axle unlock*
16.0702.B184		sblocco sterzo posteriore *rear steering unlock*
16.0702.B188		STOP
16.0702.B190		faro lavoro *work lamp*
16.0702.B191		faro lavoro *work lamp*
16.0702.B207		benna flottante *floating bucket*
16.0702.B212		condizionatore *air conditioning*
16.0702.B213		automatico *automatic*
16.0702.B219		comando P.T.O. freno *P.T.O. brake*
16.0702.B221		staccabatteria *battery main switch*
16.0702.B235	AUTO	controllo P.T.O. ant. P.T.O. management - front
16.0702.B238		riscaldamento retrovisore rear-view *mirror heating*
16.0702.B241		diagnostica motore *engine diagnostic*
16.0702.B253	BLACK OUT	icona personalizzata *custom icon*
16.0702.B263	RIARMO PORTE	riarmo porte *door reactivation*
16.0702.B264		radio microfono *radio microphone*

P/N	TASTO *KEY*	DESCRIZIONE *DESCRIPTION*
16.0702.B271		memorizzazione svolta automatica *HTS record*
16.0702.B290		tergilavalunotto *rear window wiper washer*
16.0702.B291	CONSTANT FLOW	flusso costante *constant flow*
16.0702.B292		luci di posizione *parking lights*
16.0702.B293		faro da lavoro anteriore *front work lamp*
16.0702.B294		faro da lavoro posteriore *rear work lamp*
16.0702.B295		fendinebbia *fog lights*
16.0702.B296		P.T.O.
16.0702.B297		variazione velocità *speed changer*
16.0702.B298		emergenza *hazard*
16.0702.B300		variazione portata pompa *pump flow change*
16.0702.B301		faro da lavoro *work lamp*
16.0702.B302		variazione velocità *speed changer*
16.0702.B305	LIGHT BAR	barra luminosa *light bar*
16.0702.B306		bloccaggio differenziale *differential lock*
16.0702.B307	AUTO CONTROL	controllo automatico *auto control*
16.0702.B309		sollevatore alzato/abbassato *rockshaft up/down*
16.0702.B310		selezione funzioni *set mode*
16.0702.B311	CONSTANT FLOW	flusso costante *constant flow*
16.0702.B312		tergilavalunotto *rear window wiper washer*
16.0702.B313		lampada rotante *beacon*
16.0702.B314		tergilavacristallo *windscreen wiper washer*

P/N	TASTO *KEY*	DESCRIZIONE *DESCRIPTION*
16.0702.B315		retronebbia *rear fog light*
16.0702.B316		interruttore luci generali *master lighting switch*
16.0702.B340		pilota automatico *automatic pilot*
16.0702.B341		bloccaggio martinetto *jack lock (high flow)*
16.0702.B348		bloccaggio martinetto *jack lock (std)*
16.0702.B349	LIGHT BAR	barra luminosa *light bar*
16.0702.B350		P.T.O.
16.0702.B355		emergenza *hazard*
16.0702.B356		luci di posizione *parking lights*
16.0702.B360		rotazione antioraria rullo *roll anticlockwise rotation*
16.0702.B372		distributore *distributor*
16.0702.B373		sedile termoriscaldato *heated seat*
16.0702.B375	TRACT LOC	bloccaggio trazione *traction lock*
16.0702.B377		controllo giri motore *engine RPM control*
16.0702.B380		lampada rotante *beacon*
16.0702.B383	PR	icona personalizzata *custom icon*
16.0702.B390		tergi-lavalunotto *rear window wiper washer*
16.0702.B406		innesto D.T. *4 WD*
16.0702.B410	BY PASS	icona personalizzata *custom iconv*
16.0702.B411	EMERG PUMP	pompa emergenza *emergency pump*
16.0702.B412		rottura cinghia *belt breaking*
16.0702.B413		chiusura scarico *unloading lock*

P/N	TASTO *KEY*	DESCRIZIONE *DESCRIPTION*
16.0702.B414		azionamento rulli *rollers control*
16.0702.B415		preriscaldamento motore *engine preheating*
16.0702.B416		azzeramento livellamento *levelling reset*
16.0702.B417		esclusione rallentatore *retarder inhibition*
16.0702.B418		sollevamento/ abbassamento *up/down*
16.0702.B419		sollevamento veicolo *kneeling*
16.0702.B432		voltmetro *voltmeter*
16.0702.B433		rampa sbarco *ramp*
16.0702.B434		innesto D.T. *4 WD*
16.0702.B435		bloccaggio differenziale *differential lock*
16.0702.B436		avvisatore acustico *horn*
16.0702.B440		vano bagagli *luggage compartment*
16.0702.B442		copertura scorrevole *sliding covering*
16.0702.B445		vano bagagli *luggage compartment*
16.0702.B447		copertura scorrevole *sliding covering*
16.0702.B473		bloccaggio assale *cross-shaft axle lock*
16.0702.B474	AUTO	azionamento P.T.O. anteriore *front P.T.O. management*
16.0702.B475		benna falciante reversibile *reversible mowing bucket*
16.0702.B476		martellone *hammer*
16.0702.B477		ventilazione/ termoavviatore *fan/preheater*
16.0702.B482		variazione profondità benna *bucket depth changer*
16.0702.B483		bloccaggio benna *bucket lock*

P/N	TASTO *KEY*	DESCRIZIONE *DESCRIPTION*
16.0702.B484		proiettore lavoro *work lamp*
16.0702.B489		avvisatore *horn*
16.0702.B491		sterzo rapido *fast steer*
16.0702.B492		pilota automatico *automatic pilot*
16.0702.B494		marcia indietro *reverse*
16.0702.B495		folle *neutral*
16.0702.B496		marcia avanti *drive*
16.0702.B497	SL	limitatore velocità *speed limiter*
16.0702.B498		ingrassaggio *greasing*
16.0702.B507		lavacristallo *windscreen washer*
16.0702.B508		tergicristallo windscreen wiper
16.0702.B513		blocco differenziale *differential lock*
16.0702.B520		blocco differenziale *differential lock*
16.0702.B521		distacco trasmissione *transmission declutch*
16.0702.B522	RCS	controllo corsa *ride control*
16.0702.B523		fari abbaglianti *high beams*
16.0702.B525		anabbaglianti/ luci di posizione *low beams/ parking lights*
16.0702.B526		esclusione ABS ABS inhibition
16.0702.B527		faro da lavoro *work lamp*
16.0702.B532	AUTO	pilota automatico *automatic pilot*
16.0702.B534		giri motore *RPM*
16.0702.B535		sblocco *unlock*

P/N	TASTO *KEY*	DESCRIZIONE *DESCRIPTION*
16.0702.B538		innesto D.T. *4 WD*
16.0702.B541		esclusione livellamento *levelling inhibition*
16.0702.B543	AUTO	P.T.O. automatico *automatic P.T.O.*
16.0702.B549		pompa carburante *fuel pump*
16.0702.B551		rotazione spazzola anteriore *front brush rotation*
16.0702.B552	ECO	icona personalizzata *custom icon*
16.0702.B565	DX	DX *right*
16.0702.B566	SX	SX *left*
16.702.B07	A	com. ruote motrici autom. *auto 4 WD control*
16.702.B08	A	blocco differenziale autom. *auto differential lock*
16.702.B09	1 2	RPM costanti *engine constant speed setting*
16.702.B10		variazione giri motore *engine increase/decrease*
16.702.B12		comando trasmissione auto *automatic transmission control*
16.702.B13		svolta automatica memorizzazione dati *headland turn learn mode*
16.702.B14		sollevatore alzato/abbassato *rockshaft up/down*
16.0702.B023	1	luci di posiz.e anabb. *parking lights and low beams*
16.0702.B028		movimentazione retrovisori *side mirrors adjustment*
16.0702.B040	A B	selezione distributori *distributors selection*
16.0702.B042		tasto neutro *neutral rocker switch*
16.0702.B043		trazione DX/SX *RH/LH drive*
16.0702.B044		marcia lenta/veloce *slow/fast gear*
16.0702.B046		CAN BUS

P/N	TASTO *KEY*	DESCRIZIONE *DESCRIPTION*
16.0702.B047		lampada rotante/ faro lavoro *beacon/work lamp*
16.0702.B053		svolta automatica *automatic turn*
16.0702.B054		indicatore *indicator*
16.0702.B055		icona personalizzata *custom icon*
16.0702.B056		azionam. lama/ azionam. stabilizzatori *blade control/ stabilizers control*
16.0702.B058	RR FR	azionamento stabilizzatori *stabilizers control*
16.0702.B062		indicatore *indicator*
16.0702.B065		marcia lenta/veloce *slow/fast gear*
16.0702.B067	0 1	0/1
16.0702.B068	W	modalità lavoro/ modalità trasferimento *work/travel*
16.0702.B072	I II	regolazione orologi 1 2 *clocks setting 1 2*
16.0702.B073	III IV	regolazione orologi 3 4 *clock setting 3 4*
16.0702.B075		azionamento sollevatori *rockshaft up/down*
16.0702.B076		azionamento sollevatori *rockshaft up/down*
16.0702.B077	A	azionamento sollevatori *rockshaft up/down*
16.0702.B078		sollevatore idraulico *hydraulic master*
16.0702.B080	4 6	proiettore lavoro anteriore *front work lamp*
16.0702.B087	STORE SEL	icona personalizzata *custom icon*
16.0702.B091		sospensione assale anteriore *susp. front axle management*
16.0702.B092		sospensione assale anteriore *susp. front axle management*
16.0702.B094	STOP	P.T.O. anteriore *front P.T.O.*
16.0702.B095	STOP	P.T.O. posteriore *rear P.T.O.*

P/N	TASTO *KEY*	DESCRIZIONE *DESCRIPTION*
16.0702.B097		tergilunotto/ tergi-lavalunotto *rear window wiper/ rear window wiper washer*
16.0702.B099		P.T.O.
16.0702.B100	AUX FRONT	int. luci generali/ luci aux anteriori *master lighting switch/aux front lights*
16.0702.B101	AUX REAR	int. luci generali/ luci aux posteriori *master lighting switch/aux rear lights*
16.0702.B103		lava e tergicristallo *windscreen wiper/ windscreen wiper washer*
16.0702.B114		blocco/sblocco benna *bucket lock/unlock*
16.0702.B132		tasto neutro *neutral rocker switch*
16.0702.B143		regolazione spruzzatori *spreader adjustment*
16.0702.B144		regolazione barra falciante *mowing bar adjustment*
16.0702.B147	1 2	regolazione galleggiamento benna *bucket floating adjustment*
16.0702.B175		selezione cereali *corn selection*
16.0702.B177	CAL SEL	calibrazione - selez./ rotazione spazzola ant. *calibration-selection/ front brush rotation*
16.0702.B178		riscald. parabrezza/ sbrinamento lunotto *windscreen heating/ rear window defroster*
16.0702.B186		ribaltamento cassone *dump body*
16.0702.B202	MEMO OFF	icona personalizzata *custom icon*
16.0702.B203	SET + SET -	icona personalizzata *custom icon*
16.0702.B210	– =	icona personalizzata *custom icon*
16.0702.B211		sollevatore idraulico *hydraulic master*
16.0702.B214		aumento/diminuzione giri motore *RPM up/down*
16.0702.B215		svolta automatica/ memorizzazione dati *headland turn/ learn mode*
16.0702.B216		automatico/ variazione velocità *automatic/ speed changer*
16.0702.B217	V V	quinto martinetto *fifth jack*

P/N	TASTO *KEY*	DESCRIZIONE *DESCRIPTION*
16.0702.B218	AUTO	automatico/P.T.O. *auto/ P.T.O.*
16.0702.B220	W T	modalità lavoro/ mod. trasferimento *travel/work*
16.0702.B228		proiettori ausiliari *auxiliary headlamps*
16.0702.B229		direzione di marcia *forward/reverse*
16.0702.B230		variazione velocità *speed changer*
16.0702.B231	ECON MAX DEF	icona personalizzata *custom icon*
16.0702.B232		selettore idraulico *hydraulic select*
16.0702.B233		azionamento martinetti *jacks up/down*
16.0702.B234		azionamento martinetti *jacks up/down*
16.0702.B236	AUTO	comando P.T.O. - posteriore *P.T.O. management - rear*
16.0702.B237		controllo giri motore *engine management*
16.0702.B239		livel. manuale *manual levelling*
16.0702.B242		luci di posizione e anabbaglianti *parking lights and low beams*
16.0702.B245	ON	selettore batterie *battery select*
16.0702.B247	WARM -UP START STOP	icona personalizzata *custom icon*
16.0702.B249		ribaltamento cabina *cab overturn*
16.0702.B250	V V	5° martinetto *fifth jack*
16.0702.B251		variazione giri motore *RPM changer*
16.0702.B256	ENGINE START STOP	icona personalizzata *custom icon*
16.0702.B257	MAIN POWER ON OFF	icona personalizzata *custom icon*
16.0702.B258	GENER ATOR START STOP	icona personalizzata *custom icon*
16.0702.B259	RESET	reset/freno a mano inserito *reset/hand brake on*

P/N	TASTO *KEY*	DESCRIZIONE *DESCRIPTION*
16.0702.B260	CAB INE	icona personalizzata *custom icon*
16.0702.B262	START STOP WARM -UP	icona personalizzata *custom icon*
16.0702.B272		svolta automatica *auto HTS*
16.0702.B274	1 2 3	selettore cambio marce *transmission gear selector*
16.0702.B279		tergicristallo e lavacristallo *windscreen wiper and windscreen washer*
16.0702.B280		movimento stabilizzatore SX *left stabilizer*
16.0702.B281		movimento stabilizzatore DX *right stabilizer*
16.0702.B282		sincronizzatore trasmissione *transmission sync*
16.0702.B321		tergicristalli/ asciugavisori *windscreen wiper/ windscreen drier*
16.0702.B322		salita - discesa rampa *ramp up/down*
16.0702.B323		salita - discesa rampa sbarco *ramp up/down*
16.0702.B324	RESET TEST	icona personalizzata *custom icon*
16.0702.B329	NBC	inser. ventilazione/ NBC *NBC/FAN*
16.07	RESET	generatore/reset *generator/reset*
16.0702.B331	1 2 3	variatore ventilatore superiore *upper fan speed changer*
16.0702.B332	1 2 3	variatore ventilatore inferiore *lower fan speed changer*
16.0702.B336		*cruise control*
16.0702.B337	AUTO MANUAL	P.T.O. automatico/ manuale *P.T.O. auto/manual*
16.0702.B338	1 2	RPM costanti/set *const RPM/set*
16.0702.B339	AUTO	P.T.O./automatico *P.T.O./auto*
16.0702.B347		azionamento martinetti *jacks up/down*
16.0702.B354	SX DX	inserimento guida DX - SX *RH - LH drive*

P/N	TASTO *KEY*	DESCRIZIONE *DESCRIPTION*
16.0702.B359		movimento spazzole *brushes control*
16.0702.B363		apertura/chiusura cassone *body up/down*
16.0702.B367	AUT AUT	automatico *automatic*
16.0702.B378		selettore cambio marce *transmission gear selector*
16.0702.B379		ribaltamento cassone *dump body*
16.0702.B381		comando stabilizzatori *stabilizers control*
16.0702.B382		comando stabilizzatori *stabilizers control*
16.0702.B389		batteria *battery*
16.0702.B391	ON	selez. marce hard - soft *hard - soft gearshift*
16.0702.B402		pilota automatico *automatic pilot*
16.0702.B405	ENGINE HULL	risc. abitacolo/motore *hull/engine heating*
16.0702.B407		scala *ladder*
16.0702.		movimento piattaforme *platforms control*
16.0702.B409		stabilizzatori *stabilizers*
16.0702.B420		icona personalizzata *custom icon*
16.0702.B421	OK	icona personalizzata *custom icon*
16.0702.B427	1 2	controllo giri motore *engine speed*
16.0702.B428		P.T.O.
16.0702.B429		blocco trasmissione/ marcia lenta *transmission gear lock/slow gear*
16.0702.B430		azionamento martinetti *jacks up/down*
16.0702.B431		risc. parabrezza/ sbrinamento lunotto *windscreen heating/ rear window defroster*
16.0702.B437		regolazione barra *bar adjustment*

P/N	TASTO *KEY*	DESCRIZIONE *DESCRIPTION*
16.0702.B438		azionamento carrello *bogie*
16.0702.B439		ribaltamento cassone *dump body*
16.0702.B448		fari fendinebbia/ retronebbia *fog lights/rear fog lights*
16.0702.B449		automatico/ innesto D.T. *auto/4 WD*
16.0702.B451		retrovisori riscaldati/ proiettore lavoro *heated side mirrors/ work lamp*
16.0702.B481		modalità lavoro/ mod. trasferimento *work/travel*
16.0702.B485		variazione carreggiata *wheel track changer*
16.0702.B486		blocco/consenso variazione carreggiata *wheel track changer lock/unlock*
16.0702.B487		livellamento *levelling*
16.0702.B493		lama frontale/ posteriore *front dozer/ rear dozer*
16.0702.B499	GAS1 GAS2	serbatoio gas 1 + serbatoio gas 2 *gas tank 1 + gas tank 2*
16.0702.B501		icona personalizzata *custom icon*
16.0702.B502		azionamento sensori *sensors control*
16.0702.B503		apertura portelli *doors opener*
16.0702.B504		pantografo su/giù *pantograph up/down*
16.0702.B505		braccio su/giù *arm up/down*
16.0702.B506		piazzola su/giù *pad up/down*
16.0702.B509		spazzole *brushes*
16.0702.B510		freno motore/ rallentatore *engine brake / retarder*
16.0702.B528		azionamento sensori *sensors control*
16.0702.B529	AUTO MAN	icona personalizzata *custom icon*
16.0702.B530		blocco/sblocco *lock/unlock*

P/N	TASTO *KEY*	DESCRIZIONE *DESCRIPTION*
16.0702.B533		indicatore *indicator*
16.0702.B539	RPM RPM	aumento/diminuzione giri motore *RPM up/down*
16.0702.B540		lavacristallo/ lavalunotto *windscreen washer/ rear window washer*
16.0702.B548		blocco sollevatore/ *rockshaft lock*
16.0702.B554		totale/parziale *total/partial*
16.0702.B555		calibrazione/ stampante *calibration/printer*
16.0702.B557		variatore *changer*
16.0702.B558		variatore *changer*
16.0702.B559		variazione giri motore *RPM changer*
16.0702.B560		sollevatore alzato/ abbassato *rockshaft up/down*
16.0702.B561		icona personalizzata *custom icon*
16.0702.B562		azionamento martinetti *jacks up/down*
16.0702.B568	BEST OFF TEST	icona personalizzata *custom icon*
16.0702.B569		RPM costanti/set *constant RPM/set*
16.0702.B570		aumento/diminuzione giri motore *engine increase/ decrease*
16.0702.B571	MAN AUTO	icona personalizzata *custom icon*
16.0702.B572	WRAPS L M H	velocità avvolgitore *wrap speed: low - med - high*
16.0702.B573	EXT RET	icona personalizzata *custom icon*
16.0702.B574		avvolgitore/legatore *twine/net*
16.0702.B575		icona personalizzata *custom icon*
16.0702.B578		freno di stazionamento *parking brake*
16.0702.B579		accensione luci *lights on*

P/N	TASTO *KEY*	DESCRIZIONE *DESCRIPTION*
16.0702.B580		innesto D.T. *4 WD*
16.0702.B581		emergenza *hazard*
16.0702.B582		bloccaggio differenziale *differential lock*
16.0702.B583		arresto motore *engine stop*
16.0702.B584		variazione giri motore *RPM changer*
16.0702.B585		variatore *changer*
16.0702.B586		variatore *changer*
16.0702.B590		azionamento martinetti *jacks up/down*
16.0702.B591		sblocco *unlock*
16.0702.B594		tergilunotto/tergi-lava lunotto *rear window wiper/ rear window wiper washer*
16.0702.B595		velocità tergi *windscreen wiper speed*
16.0702.B596		icona personalizzata *custom icon*
16.0702.B597		icona personalizzata *custom icon*
16.0702.B598		icona personalizzata *custom icon*
16.0702.B602		anabbaglianti/luci di posizione *low beams/parking lights*
16.0702.B603		potenza elettrica *electrical power*
16.0702.B605	TEST	TEST
16.0702.B608		ribaltamento contenitore *ouverturning container*
16.0702.B612		solleva/abbassa contenitore *container up / down*
16.0702.B619		uscita spazzole RH-LH *RH-LH wipers wayout*
16.0702.B621		apertura/chiusura sportello *open / close door*
16.0702.B629		indicatore *indicator*

P/N	TASTO *KEY*	DESCRIZIONE *DESCRIPTION*
16.0702.B630		marcia lenta/marcia veloce *slow gear/fast gear*
16.0702.B640		anabbaglianti/luci di posizione *low beams/parking lights*
16.0702.B642		riscaldamento retrovisore *rear-view mirror heating*
16.0702.B644	DOWN UP	inclinazione cabina *cab tilt*
16.0702.B646		affaticamento motore *engine override*
16.0702.B647		e-pump
16.0702.B648		attivazione/ disattivazione filtro antiparticolato *particulate filter rigeneration/inhibit*
16.0702.B649		icona personalizzata *custom icon*
16.0702.B652		innesto D.T. *4 WD*
16.0702.B653		icona personalizzata *custom icon*
16.0702.B654		icona personalizzata *custom icon*
16.0702.B655		icona personalizzata *custom icon*
16.0702.B656		icona personalizzata *custom icon*
16.0702.B657		icona personalizzata *custom icon*
16.0702.B658		tergilunotto *rear window wiper*
16.0702.B659		fari da lavoro *worklamps*
16.0702.B660		lavalunotto *rear window washer*
16.0702.B661		sollevamento *jacking*
16.0702.B662		trattori fari ausiliari *tractor auxiliary headlights*
16.0702.B663		disattivazione/ attivazione filtro antiparticolato *particulate filter inhibit/rigeneration*
16.0702.B664		RPM alti/bassi *RPM high/low*
16.0702.B665	PIVOT	icona personalizzata *custom icon*

P/N	TASTO *KEY*	DESCRIZIONE *DESCRIPTION*
16.0702.B666	ON HIGH SPEED	ON/alta velocità *ON/high speed*
16.0702.B667	BRAKE	icona personalizzata *custom icon*
16.0702.B668	ON LAMP TEST	ON/prova lampade *ON/lamp test*
16.0702.B669	ON	ON/luci esterne *ON/exterior lighting*
16.0702.B670	STOP START	STOP START
16.0702.B682		accensione ON
16.0702.B685		zero/plafoniera *zero/roof lamp*
16.0702.B686	R S	icona personalizzata *custom icon*
16.0702.B687		avvolgimento / svolgimento bobina *winch spool in/out*
16.0702.B688		aperto/chiuso *open/closed*
16.0702.B689		proiettore *proiector*
16.0702.B691		casa/immissione dati *home/enter data*
16.0702.B692		interruttore su/giu *up/down switch*
16.0702.B693		luci di posizione/ anabbaglianti *parking lights/low beams*
16.0702.B694		lavalunotto *rear window washer*
16.0702.B695		presa di forza *P.T.O.*
16.0702.B696	AUTO	presa di forza *P.T.O.*
16.0702.B697	AUTO	pilota automatico *automatic pilot*
16.0702.B700		luci generali on/off/on *light switch on/off/on*
16.0702.B701	AUTO	avvio/arresto motore *engine start/stop*
16.0702.B703		regolatore stabilizzatore *stabilizer controller*
16.0702.B706		controllo manutenzione piattaforma *maintenance platform control*

P/N	TASTO *KEY*	DESCRIZIONE *DESCRIPTION*
16.0702.B707		riscaldamento retrovisore *mirror heating*
16.0702.B708		staccabatterie/carica generatore *battery isolator/ generator load*
16.0702.B709	AUX	luci di profondità aux *aux high beams*
16.0702.B710		selettore idraulico *hydraulic select*
16.0702.B711		automotive
16.0702.B712		ritardo spegnimento motore *engine switching off relay*
16.0702.B715		porta di scarico *unloading door*
16.0702.B718		tramoggia di scarico regolabile LH *unloading hopper adjustable LH*
16.0702.B719		tramoggia di scarico regolabile RH *unloading hopper adjustable RH*
16.0702.B720		cofano fresa *mill mood*
16.0702.B721		controcoltelli *counter blades*
16.0702.B722		tramoggia traslante *shifting hopper*
16.0702.B723		velocità coclee *angers speed*
16.0702.B726		controllo velocità *ride control*
16.0702.B727		galleggiamento benna di carico *loader bucket float*
16.0702.B728		selettore idraulico *hydraulic select*
16.0702.B729		inversione ventola raffreddamento *cooling fan reversing*
16.0702.B730		presa di alimentazione *boom power socket*
16.0702.B731		freno a mano inserito *hand brake on*
16.0702.B732		modo trasferimento strada *roadway travel mode*
16.0702.B733		scollegamento freno di servizio *declutch by service brake enable*
16.0702.B734	AUTO	trasmissione automatica semi manuale *manual semi automatic transmission*

P/N	TASTO *KEY*	DESCRIZIONE *DESCRIPTION*
16.0702.B735		abilita idrante ausiliare *hydr. auxiliary enable*
16.0702.B736		display navigazione su/giu *display navigation up/down*
16.0702.B737		immissione dati/casa *enter data/home*
16.0702.B738	AUTO	freno P.T.O./auto *P.T.O. brake/auto*
16.0702.B739		marcia lenta *slow gear*
16.0702.B740		blocco stabilizzatore *stabilizer lock*
16.0702.B741		reattività *reactivity*
16.0702.B742		luci generali/ anabbaglianti *light switch/low beam lights*
16.0702.B743	E S	ECO/SPORT
16.0702.B744		tergi-lavacristallo/ lavacristallo *windscreen wiper washer/windscreen wiper*
16.0702.B745		tergicristallo *windscreen wiper*
16.0702.B746		innesto D.T. *4 W.D.*
16.0702.B747		icona personalizzata *custom icon*
16.0702.B748		icona personalizzata *custom icon*
16.0702.B749		icona personalizzata *custom icon*
16.0702.B750		icona personalizzata *custom icon*
16.0702.B751		icona personalizzata *custom icon*
16.0702.B752		icona personalizzata *custom icon*
16.0702.B753		icona personalizzata *custom icon*
16.0702.B754		icona personalizzata *custom icon*
16.0702.B755		icona personalizzata *custom icon*
16.0702.B756		icona personalizzata *custom icon*

P/N	TASTO *KEY*	DESCRIZIONE *DESCRIPTION*
16.0702.B757		icona personalizzata *custom icon*
16.0702.B758		icona personalizzata *custom icon*
16.0702.B759		icona personalizzata *custom icon*
16.0702.B760		icona personalizzata *custom icon*
16.0702.B761	GREASE	icona personalizzata *custom icon*
16.0702.B763		bloccaggio *locking*
16.0702.B772		tergi-lava lunotto *rear window wiper washer*
16.0702.B773		icona personalizzata *custom icon*
16.0702.B775		tramoggia di scarico LH/RH *unloading hopper LH/RH*
16.0702.B776		punto di forza *P.T.O.*
16.0702.B777	ECU	disattivazione filtro antiparticolato/ECU *particulate filter inhibit/ECU*
16.0702.B778		rilascio scorrimento pala *backhoe slider release*
16.0702.B779		ritorno caricatore *loader return*
16.0702.B780		blocco joystick pala *backhoe joystick lock*
16.0702.B781		controllo corsa regolare *smooth ride control*
16.0702.B782		tergilunotto/ lavalunotto *rear window wiper/ rear window washer*
16.0702.B783		icona personalizzata *custom icon*
16.0702.B784		icona personalizzata *custom icon*
16.0702.B786		icona personalizzata *custom icon*
16.0702.B787		icona personalizzata *custom icon*
16.0702.B790		innesto D.T. *4 W.D.*
16.0702.B791		P.T.O.

P/N	TASTO *KEY*	DESCRIZIONE *DESCRIPTION*
16.0702.B792		reattività *reactivity*
16.0702.B793		scollegamento *declutch*
16.0702.B794	ISB	icona personalizzata *custom icon*
16.0702.B795	ISO AUTO ISB	icona personalizzata *custom icon*
16.0702.B796		reattività *reactivity*
16.0702.B797		1a - 2a marcia *1st - 2nd gear*
16.0702.B798		telaio di livellamento *frame levelling*
16.0702.B799		anabbaglianti/ abbaglianti *low beams/high beams*
16.0702.B803		selettore cambio marce *transmission gear selector*
16.0702.B804	AUX	icona personalizzata *custom icon*
16.0702.B805		limitatore velocità *speed limiter*
16.0702.B806		aumento/diminuzione giri motore *RPM up/down*
16.0702.B807		ribaltamento benna di carico *loader bucket dump*
16.0702.B808		esclusione avvisatori *horn inhibition*
16.0702.B809		sbrinamento lunotto *rear window defroster*
16.0702.B810		selettore idraulico *hydraulic select*
16.0702.B811	AUX	luci di profondità aux *aux high beams*
16.0702.B812		auto field and trasp
16.0702.B813		luci di posizione/ anabbaglianti *parking lights/low beams*
16.0702.B814		staccabatterie/carica generatore *battery isolator/ generator load*
16.0702.B815	AUTO	pilota automatico *automatic pilot*
16.0702.B816	AUTO	blocco pilota automatico *automatic pilot lock*

P/N	TASTO *KEY*	DESCRIZIONE *DESCRIPTION*
16.0702.B817		P.T.O.
16.0702.B825	FUEL PUMP 1 / FUEL PUMP 2	icona personalizzata *custom icon*
16.0702.B829		icona personalizzata *custom icon*
16.0702.B830		icona personalizzata *custom icon*
16.0702.B831		icona personalizzata *custom icon*
16.0702.B833		icona personalizzata *custom icon*
16.0702.B834	AUTO 1 rpm / AUTO 2 rpm	giri motore *RPM*
16.0702.B835		fari da lavoro *worklamps*
16.0702.B836		bloccaggio *locking*
16.0702.B018		freno a mano inserito *hand brake on*
16.0702.B019		bloccaggio *locking*
16.0702.B020		livellamento *levelling*
16.0702.B021		fari lavoro *work lamps*
16.0702.B022		lampada rotante *beacon*
16.0702.B024		emergenza *hazard*
16.0702.B025		proiettore lavoro *work lamp*
16.0702.B026		selez. cont. funzione lama *blade function control*
16.0702.B027		azionamento stabilizzatori *stabilizers control*
16.0702.B029		antiribaltamento anti-tilting
16.0702.B030		benna rotante *rotating bucket*
16.0702.B031		martellone *hammer*
16.0702.B032		benna falciante reversibile *reversible mowing bucket*

P/N	TASTO *KEY*	DESCRIZIONE *DESCRIPTION*
16.0702.B033		ricerca *location lighting*
16.0702.B034		marcia lenta *slow gear*
16.0702.B035	rpm	variazione giri motore *RPM changer*
16.0702.B036		emergenza *hazard*
16.0702.B037		interruttore luci generali *master lighting switch*
16.0702.B038		lampada rotante *beacon*
16.0702.B039	rpm	memorizzazione giri motore *RPM record*
16.0702.B041		proiettore lavoro *work lamp*
16.0702.B049		doppie spazzole *twin brushes*
16.0702.B050		spazzola *brush*
16.0702.B051		aspiratore mobile *mobile extractor*
16.0702.B052		aspiratore *extractor*
16.0702.B060		fanale retronebbia *rear fog light*
16.0702.B061		riscaldamento cabina *cab heating*
16.0702.B063		riscaldamento motore *engine heating*
16.0702.B064		proiettore lavoro *work lamp*
16.0702.B083		antiribaltamento *anti-tilting*
16.0702.B098		drenaggio *draining*
16.0702.B104		livellamento *levelling*
16.0702.B105		innesto D.T. *4 WD*
16.0702.B106		freno a mano inserito *hand brake on*
16.0702.B107		lavatergicristallo *windscreen wiper washer*

P/N	TASTO *KEY*	DESCRIZIONE *DESCRIPTION*
16.0702.B108		ventilazione *fan*
16.0702.B109		emergenza *hazard*
16.0702.B110		faro lavoro *work lamp*
16.0702.B111		lampada rotante *beacon*
16.0702.B112		freno a mano inserito *hand brake on*
16.0702.B113		proiettore cabina *cab work lamp*
16.0702.B116		innesto D.T. *4 WD*
16.0702.B117		livellamento *levelling*
16.0702.B118		esclus. terzo martinetto *third jack cut-out*
16.0702.B119		faro lavoro *work lamp*
16.0702.B120		esclus. comandi *controls inhibition*
16.0702.B121		specchietti laterali riscaldati *heated side mirrors*
16.0702.B122		faro lavoro posteriore *rear work lamp*
16.0702.B125		tergilavacristallo *windscreen wiper washer*
16.0702.B129		blocco differenziale *differential lock*
16.0702.B130		tergicristallo *windscreen wiper*
16.0702.B133		riscaldamento retrovisore *rear view mirror heating*
16.0702.B134		pilota automatico *automatic pilot*
16.0702.B135		copertura serbatoio grano *grain tank covers*
16.0702.B136		benna posteriore *rear bucket*
16.0702.B137		rotazione aspo *reel mode*
16.0702.B138		marcia veloce *fast gear*

P/N	TASTO *KEY*	DESCRIZIONE *DESCRIPTION*
16.0702.B139		settaggio alternato *alternate setting*
16.0702.B140		tergicristallo velocità 1 *windscreen wiper 1 speed*
16.0702.B141		assistenza carrello posteriore *rear wheel assist*
16.0702.B142		variazione giri motore *RPM changer*
16.0702.B145		lavacristallo *windscreen washer*
16.0702.B146		coltelli verticali *vertical knives*
16.0702.B148		orientamento barra *bar orientation*
16.0702.B157		indicatore *indicator*
16.0702.B158		plafoniera *interior dome light*
16.0702.B161		avv. acustico *horn*
16.0702.B162		bus alzato *bus up*
16.0702.B163		bus abbassato *bus down*
16.0702.B164		ill. posto autista *driving seat lighting*
16.0702.B165		frigorifero *refrigerator*
16.0702.B166		icona personalizzata *custom icon*
16.0702.B167		fendinebbia *fog lights*
16.0702.B168	WC	icona personalizzata *custom icon*
16.0702.B170		freno stazionamento *parking brake*
16.0702.B171		inter. principale *master switch*
16.0702.B173	PR	drenaggio *draining*
16.0702.B174		blocco servocomandi *servo-control lock*
16.0702.B179		livellamento *levelling*

P/N	TASTO *KEY*	DESCRIZIONE *DESCRIPTION*
16.0702.B181		ricerca *location lighting*
16.0702.B182		argano ausiliario *auxiliary winch*
16.0702.B183		azionamento braccio *arm control*
16.0702.B185		gestione P.T.O. *P.T.O. management*
16.0702.B187		livellamento *levelling*
16.0702.B189		sblocco benna *bucket unlock*
16.0702.B192		blocco stabilizzatori *stabilizers lock*
16.0702.B193		retronebbia *rear fog light*
16.0702.B194		interruttore a chiave *key switch*
16.0702.B195		bloccaggio differenziale longitudinale *longitudinal differential lock*
16.0702.B196		bloccaggio differenziale posteriore *rear differential lock*
16.0702.B197		bloccaggio differenziale anteriore *front differential lock*
16.0702.B198		riscaldatore ausiliario *auxiliary heater*
16.0702.B199		riscaldamento parabrezza *windscreen heating*
16.0702.B200		esclusione ventola *fan inhibition*
16.0702.B201	ABS	esclusione ABS *ABS inhibition*
16.0702.B204		marcia lenta *slow gear*
16.0702.B205	KM/	limitatore velocità inserito *speed limiter*
16.0702.B206	ON	interruttore principale *master switch*
16.0702.B208		sollevatore *heavy lift*
16.0702.B209		diagnostica motore *engine diagnostic*
16.0702.B222		faro lavoro *work lamp*

P/N	TASTO *KEY*	DESCRIZIONE *DESCRIPTION*
16.0702.B223		interruttore principale *master switch*
16.0702.B224		azionamento pala *shovel control*
16.0702.B225		interruttore principale *master switch*
16.0702.B226		interruttore di esclusione *inhibition switch*
16.0702.B227		trazione anteriore *front wheel-drive*
16.0702.B240		livel. longitudinale *longitudinal levelling*
16.0702.B243		blocco diff. motrice *tractor's differential lock*
16.0702.B244		blocco diff. rimorchio *trailer's differential lock*
16.0702.B246	START STOP	icona personalizzata *custom icon*
16.0702.B248		pompa carburante *fuel pump*
16.0702.B252	AUX	icona personalizzata *custom icon*
16.0702.B254		blocc. differenziale *differential lock*
16.0702.B255		blocc. ripartitore *brakeforce distribution lock*
16.0702.B261		esclusione ABS *ABS inhibition*
16.0702.B265		bloccaggio ponte *axle lock*
16.0702.B266		blocco oscillazione braccio *boom swing lock*
16.0702.B267		lubrificazione automatica *automatic greasing*
16.0702.B268		seconda velocità *second speed*
16.0702.B269	N	folle *neutral*
16.0702.B270		selezione marce hard-soft *hard-soft gearshift*
16.0702.B273		sblocco oscillazione braccio *boom swing unlock*
16.0702.B275		assale indipendente *travel independence*

P/N	TASTO *KEY*	DESCRIZIONE *DESCRIPTION*
16.0702.B276		assetto predefinito *set-up record*
16.0702.B277		sterzatura 4° asse *4th axle steering*
16.0702.B278		faro da lavoro supplementare *additional work lamp*
16.0702.B283		termoavviatore *preheater*
16.0702.B284		blocco funzione scavatore *digger lock*
16.0702.B285		sblocco braccio benna *bucket arm unlock*
16.0702.B286		bloccaggio ponte *axle lock*
16.0702.B287	A/C	on/off climatizzatore *air conditioning on/off*
16.0702.B288		controllo corsa on/off *on/off ride control*
16.0702.B289		sblocco benna *bucket unlock*
16.0702.B299		ruote bloccate *wheels lock*
16.0702.B303	HEAT	riscaldamento *heating*
16.0702.B304	H	pompa di sentina *bilge pump*
16.0702.B308	E	pompa di sentina *bilge pump*
16.0702.B317		verricello *winch*
16.0702.B318		condizionatore *air conditioning*
16.0702.B319		riscaldamento *heating*
16.0702.B320		riscaldamento *heating*
16.0702.B325		bloccaggio portello rampa *ramp door lock*
16.0702.B326		interruttore generale *master switch*
16.0702.B327		trazione anteriore *front wheel-drive*
16.0702.B328		pressurizzazione gruppi meccanici *mechanical unit pressurization*

P/N	TASTO *KEY*	DESCRIZIONE *DESCRIPTION*
16.0702.B333	ENGINE	riscald. ausiliario motore *engine aux heating*
16.0702.B334	DEM	icona personalizzata *custom icon*
16.0702.B335		pulsante alzacofano *hood lift control*
16.0702.B342		pompa di ricircolo *recirculation pump*
16.0702.B343		extrapressione spazzole *brushes overpressure*
16.0702.B344		scarico cereali *cereals discharge pipe*
16.0702.B345		martinetto rotazione spazzole *brushes rotation jack*
16.0702.B346		blocco differenziale *differential lock*
16.0702.B351		blocco differenziale *differential lock*
16.0702.B352		variazione velocità *speed changer*
16.0702.B353		telecamera *video camera*
16.0702.B357	SX	inserimento spazzola SX *LH brush*
16.0702.B358	DX	on/off spazzola laterale *side brush on/off*
16.0702.B361		rotazione oraria rullo *roller clockwise rotation*
16.0702.B362		regolazione altezza rullo *roller height adjustment*
16.0702.B364	DX	inserimento spazzola DX *RH brush*
16.0702.B365		pompa *pump*
16.0702.B366		assetto macchina *set up*
16.0702.B368		limitatore *speed limiter*
16.0702.B369		ugello principale *main nozzle*
16.0702.B370		incremento *increase*
16.0702.B371		innesto doppia trazione *4 WD*

P/N	TASTO *KEY*	DESCRIZIONE *DESCRIPTION*
16.0702.B374		luci di profondità *high beams*
16.0702.B376		punto di forza *P.T.O.*
16.0702.B384		sterzo rapido *fast steer*
16.0702.B385	DIAG	inserimento diagnostica veicolo *vehicle's diagnostic control*
16.0702.B386	DIAG	inserimento diagnostica veicolo *vehicle's diagnostic control*
16.0702.B387		esclusione avvisatore acustico *horn inhibition*
16.0702.B388		rubinetto acqua corrente *running water tap*
16.0702.B392	F1	funzione 1 *function 1*
16.0702.B393	F2	funzione 2 *function 2*
16.0702.B394	F3	funzione 3 *function 3*
16.0702.B395	F4	funzione 4 *function 4*
16.0702.B396	F5	funzione 5 *function 5*
16.0702.B397	F6	funzione 6 *function 6*
16.0702.B398	F7	funzione 7 *function 7*
16.0702.B399	F8	funzione 8 *function 8*
16.0702.B400	F9	funzione 9 *function 9*
16.0702.B401		voltmetro *voltmeter*
16.0702.B403	ON	icona personalizzata *custom icon*
16.0702.B441		plafoniera *interior dome light*
16.0702.B443		riscaldamento parabrezza *windscreen heating*
16.0702.B444		esclusione freni rimorchio *trailer brake inhibition*
16.0702.B446		plafoniera *interior dome light*

P/N	TASTO *KEY*	DESCRIZIONE *DESCRIPTION*
16.0702.B450		indicatore di direzione *direction indicator*
16.0702.B462	PROG 1 2	cambio programma *programme changer*
16.0702.B463		luci anabbaglianti *low beams*
16.0702.B464		faro da lavoro anteriore *front work lamp*
16.0702.B465		faro da lavoro posteriore *rear work lamp*
16.0702.B466		tergi-lavacristallo *windscreen wiper washer*
16.0702.B467		climatizzatore *air conditioning*
16.0702.B468		acqua, spazzole anteriori *water, front brushes*
16.0702.B469		container raccolta acqua *water container*
16.0702.B470	FRONT OFF	P.T.O. anteriore *front P.T.O.*
16.0702.B471	REAR	P.T.O. posteriore *rear P.T.O.*
16.0702.B472		manuale *manual*
16.0702.B478		sedile riscaldato *heated seat*
16.0702.B479		riscaldamento specchietto *mirror heating*
16.0702.B488		sirena *siren*
16.0702.B490		rotazione antioraria rullo *roller anticlockwise rotation*
16.0702.B500		blocco *lock*
16.0702.B511		freno motore *engine brake*
16.0702.B512	ASR	ASR
16.0702.B514		controllo giri motore *RPM control*
16.0702.B515		interruttore generale *master switch*
16.0702.B516		batteria ausiliaria *battery slave*

P/N	TASTO *KEY*	DESCRIZIONE *DESCRIPTION*
16.0702.B517		bloccaggio differenziale anteriore *front diff. lock*
16.0702.B518		bloccaggio differenziale *diff. lock*
16.0702.B519		bloccaggio differenz. posteriore *rear diff. lock*
16.0702.B524		fari abbaglianti *high beams*
16.0702.B531		riduttore *adapter*
16.0702.B536	EFS SVS	icona personalizzata *custom icon*
16.0702.B537		verricello *winch*
16.0702.B542		freno ausiliario *auxiliary brake*
16.0702.B544		apertura porta 1 *door 1 opener*
16.0702.B545		apertura porta 2 *door 2 opener*
16.0702.B546		TV
16.0702.B547	LIGHT BLUE	luci azzurrate *blue lights*
16.0702.B553		pompa carburante *fuel pump*
16.0702.B556	FRONT	P.T.O. anteriore *front P.T.O.*
16.0702.B563		icona personalizzata *custom icon*
16.0702.B564		freno meccanico *mechanical brake*
16.0702.B567		pompa di sentina *bilge pump*
16.0702.B576		sollevamento lama *blade control*
16.0702.B577		sollevatore *rock-shaft up/down*
16.0702.B587		regolazione spruzzatori *spreader adjust*
16.0702.B588		interruttore generale *master switch*
16.0702.B589		batteria ausiliaria *battery slave*

P/N	TASTO *KEY*	DESCRIZIONE *DESCRIPTION*
16.0702.B592		tergilunotto *rear window wiper*
16.0702.B593	IR	infrarossi *infrared*
16.0702.B599		NBC
16.0702.B600		ventilazione NBC *NBC fan*
16.0702.B601		retronebbia *rear fog light*
16.0702.B604	24V 230V	icona personalizzata *custom icon*
16.0702.B606		spazzola centrale *central brush*
16.0702.B607		acqua spazzola RH *RH brush water*
16.0702.B609		blocco rotazione *swing lock*
16.0702.B610	HP	alta pressione *high pressure*
16.0702.B611		spazzola LH *LH brush*
16.0702.B613		scuotifiltro *filter shaker*
16.0702.B614		acqua spazzola LH *LH brush water*
16.0702.B615		spazzola RH *RH brush*
16.0702.B616	RESET	reset filtro olio *oil filter reset*
16.0702.B617	RESET	sospensione automatica *automatic sospension*
16.0702.B618		sospensione manuale *manual sospension*
16.0702.B620		trasporto *transport*
16.0702.B622		riscaldamento ausiliario acqua *water aux heating*
16.0702.B623		retronebbia *rear fog light*
16.0702.B624		luci di posizione *parking lights*
16.0702.B625		faro da lavoro posteriore *rear worklamp*

P/N	TASTO *KEY*	DESCRIZIONE *DESCRIPTION*
16.0702.B626		marcia veloce *fast gear*
16.0702.B627		limitatore velocità *speed limiter*
16.0702.B628		riscaldamento retrovisore *mirror heating*
16.0702.B632		trazione *tensile force*
16.0702.B633		blocco differenziale *differential lock*
16.0702.B634		riscaldamento automatico *automatic heating*
16.0702.B635		anabbaglianti/ luci di posizione *low beams/parking lights*
16.0702.B636		riscaldamento motore *engine heating*
16.0702.B637		accensione *starting*
16.0702.B638		staccabatteria elettrico *electric battery main switch*
16.0702.B639		contatto *contact*
16.0702.B641		stacco generatore di corrente *power generator inhibition*
16.0702.B643		entrata *enter*
16.0702.B645		indicatore di direzione *direction indicator*
16.0702.B650		riscaldamento parabrezza *windscreen heating*
16.0702.B651		riscaldamento parabrezza potenziato *powered windscreen heating*
16.0702.B671		BDBT permanent
16.0702.B672		BD IR AV
16.0702.B673		limitatore velocità *speed limiter*
16.0702.B674	E/P	ECO/PERFO
16.0702.B675		occultazione attivo/ inattivo *occultation active/ inactive*
16.0702.B676		faro da lavoro *worklamp*

P/N	TASTO *KEY*	DESCRIZIONE *DESCRIPTION*
16.0702.B677		faro da lavoro *worklamp*
16.0702.B678		cicalino retromarcia *buzzer reversing litght*
16.0702.B679		by pass CA
16.0702.B680		M/A tard
16.0702.B681		rampa *ramp*
16.0702.B683		P.T.O. 1
16.0702.B684		P.T.O. 2
16.0702.B690		apertura cofano *hood opening*
16.0702.B698		differenziale neutro *neutral differential*
16.0702.B699		neutro BV
16.0702.B702		inclinazione volante *steering wheel tilt*
16.0702.B704		minimo alto *high idle*
16.0702.B705		retarder
16.0702.B713	CHECK	check
16.0702.B714		frizione *clutch*
16.0702.B716		tramoggia di scarico LH *unloading LH hopper*
16.0702.B717		tramoggia di scarico RH *unloading RH hopper*
16.0702.B724		tramoggia di scarico supplementare LH *additional unloading LH hopper*
16.0702.B725		tramoggia di scarico supplementare RH *additional unloading RH hopper*
16.0702.B762		disinnesto trazione *tensile force inhibition*
16.0702.B764		barra luminosa *light bar*
16.0702.B765		lampada rotante *beacon*

P/N	TASTO *KEY*	DESCRIZIONE *DESCRIPTION*
16.0702.B766		plafoniera posteriore *rear dome light*
16.0702.B767		plafoniera anteriore *front dome light*
16.0702.B768		faro da lavoro *worklamp*
16.0702.B769	RPM	memoria giri motore *RPM memory*
16.0702.B770		disattivazione filtro antiparticolato *particulate filter inhibit*
16.0702.B771	LONG BOOM	braccio lungo *long boom*
16.0702.B774		agitatore *agitator*
16.0702.B785		icona personalizzata *custom icon*
16.0702.B788		icona personalizzata *custom icon*
16.0702.B789		icona personalizzata *custom icon*
16.0702.B800	FOG	sbrinatore/nebbia *defroster/fog*
16.0702.B801		limitatore velocità *speed limiter*
16.0702.B802		icona personalizzata *custom icon*
16.0702.B826		schermi riscaldati *heated screens*
16.0702.B827		riscaldamento retrovisore *mirror heating*
16.0702.B828	START ENGINE	START - ENGINE
16.0702.B832		icona personalizzata *custom icon*
16.0702.B837		icona personalizzata *custom icon*
16.0702.B838		icona personalizzata *custom icon*
16.0702.B839		icona personalizzata *custom icon*
16.0702.B840		icona personalizzata *custom icon*
16.0702.B841		icona personalizzata *custom icon*

P/N	TASTO *KEY*	DESCRIZIONE *DESCRIPTION*
16.0702.B422	STROBE LIGHT / OFF	icona personalizzata *custom icon*
16.0702.B423	FUEL PUMP / OFF	icona personalizzata *custom icon*
16.0702.B424	LANDING LIGHT / OFF	icona personalizzata *custom icon*
16.0702.B425	NAV LIGHT / OFF	icona personalizzata *custom icon*
16.0702.B426	IGNITION SWITCH / OFF	icona personalizzata *custom icon*
16.0702.B452	FIELD RH / OFF	icona personalizzata *custom icon*
16.0702.B453	FIELD LH / OFF	icona personalizzata *custom icon*
16.0702.B454	MASTER / OFF	icona personalizzata *custom icon*
16.0702.B455	AVIONIC MASTER / OFF	icona personalizzata *custom icon*
16.0702.B456	TAXI LIGHT / OFF	icona personalizzata *custom icon*
16.0702.B457	PITOT HEAT / OFF	icona personalizzata *custom icon*
16.0702.B458	INSTR. LIGHT / OFF	icona personalizzata *custom icon*
16.0702.B459	A.PILOT MASTER / OFF	icona personalizzata *custom icon*
16.0702.B460	CROSS BUS LH / OFF	icona personalizzata *custom icon*
16.0702.B461	CROSS BUS RH / OFF	icona personalizzata *custom icon*
16.0702.B480	AUX GENERAT / OFF	icona personalizzata *custom icon*
16.0702.B550	EFIS EMS / OFF	icona personalizzata *custom icon*
16.0702.B631	BEACON / OFF	icona personalizzata *custom icon*
16.0702.B818	AVIONIC MASTER / OFF	icona personalizzata *custom icon*
16.0702.B819	CLEAR / OFF	icona personalizzata *custom icon*
16.0702.B820	STROBE / OFF	icona personalizzata *custom icon*
16.0702.B821	NAV LIGHT / OFF	icona personalizzata *custom icon*

P/N	TASTO *KEY*	DESCRIZIONE *DESCRIPTION*
16.0702.B822	LAND LIGHT / OFF	icona personalizzata *custom icon*
16.0702.B823	PITOT HEAT / OFF	icona personalizzata *custom icon*
16.0702.B824	AP MASTER / OFF	icona personalizzata *custom icon*
16.0702.E002		interruttore luci generali *master light switch*
16.0702.E007	OFF / EMERG LIGHT	bloccaggio traslazione braccio *arm shifting lock*
16.0702.E008		avvisatore acustico *horn*
16.0702.E003		freno a mano inserito *hand brake on*
16.0702.E004		sblocco ponte *axale unlock*
16.0702.E001	IGNITION SWITCH / OFF	icona personalizzata *custom icon*
16.0702.E005	MASTER / OFF	icona personalizzata *custom icon*
16.0702.E006	F.PUMP MASTER / OFF	icona personalizzata *custom icon*

- **Schemi elettrici**
  serie “700 - 900 - 1000 - 1100 - 1200”
- ***Circuit diagrams***
  “700 - 900 - 1000 - 1100 - 1200” series

- **Chiave di interpretazione**
  del codice per serie “700 - 900 - 1000 - 1100 - 1200”
- ***Part number composition key***
  for “700 - 900 - 1000 - 1100 - 1200” series

ESEMPIO - *EXAMPLE:*

16.1001.0101.13

16	1001	0101	13
MODELLO BASE *BASE TYPE*	SCHEMA ELETTRICO *CIRCUIT DIAGRAM*	COLORE LED *LED COLOR*	IMBALLO/TENSIONE DI ALIMENTAZIONE *PACKAGING/POWER SUPPLY VOLTAGE*
16 = COMMUTATORI 2-3 POSIZIONI *2-3 POSITION SWITCHES* **17** = INTERRUTTORI/ COMMUTATORI INSTABILI *MOMENTARY SWITCHES*	VEDI DA PAG. 380 A PAG. 399 *SEE FROM PAG. 380* *TO PAG. 399*	VEDI TABELLA A SEGUIRE *SEE CHART BELOW*	**13** = LED 12V **14** = LED 24V

• esempio / *example* 1: **16.701.101.13**
(commutatore con schema elettrico 16.701 con led rosso 12V e contatti stagnati)
(rocker switch with circuit diagram 16.701 with red led 12V and tin-plated contacts)

• esempio / *example* 2: **16.1001.0101.13**
(commutatore con schema elettrico 16.1001 con led rosso 12V contatti stagnati)
(rocker switch with circuit diagram 16.1001 with red led 12V tin-plated contacts)

CONTATTI STAGNATI
TIN-PLATED CONTACTS

P/N PULSANTE *P/N ROCKER SWITCHES*		LED (SX) *LED (LH)*	LED (DX) *LED (RH)*
.*.100	**.****.0100	-	-
.*.101	**.****.0101	🔴	🔴
.*.102	**.****.0102	🟡	🟡
.*.103	**.****.0103	🟢	🟢
.*.104	**.****.0104	🔵	🔵
.*.105	**.****.0105	🟠	🟠
.*.106	**.****.0106	🔴	🟡
.*.107	**.****.0107	🔴	🟢
.*.108	**.****.0108	🔴	🔵
.*.109	**.****.0109	🔴	🟠
.*.110	**.****.0110	🟡	🔴
.*.111	**.****.0111	🟡	🟢
.*.112	**.****.0112	🟡	🔵
.*.113	**.****.0113	🟡	🟠
.*.114	**.****.0114	🟢	🔴
.*.115	**.****.0115	🟢	🟡
.*.116	**.****.0116	🟢	🔵
.*.117	**.****.0117	🟢	🟠
.*.118	**.****.0118	🔵	🔴
.*.119	**.****.0119	🔵	🟡
.*.120	**.****.0120	🔵	🟢
.*.121	**.****.0121	🔵	🟠
.*.122	**.****.0122	🟠	🔴
.*.123	**.****.0123	🟠	🟡
.*.124	**.****.0124	🟠	🟢
.*.125	**.****.0125	🟠	🔵
.*.126	**.****.0126	○	○
.*.127	**.****.0127	🔴	○
.*.128	**.****.0128	○	🟢
.*.129	**.****.0129	○	🟡
.*.130	**.****.0130	🟠	○

• esempio / *example* 3: **17.701.201.14**
(commutatore con schema elettrico 17.701 con led rosso 24V e contatti dorati)
(rocker switch with circuit diagram 17.701 with red led 24V and gold-plated contacts)

• esempio / *example* 4: **17.1001.0201.14**
(commutatore con schema elettrico 17.1001 con led rosso 24V contatti dorati)
(rocker switch with circuit diagram 17.1001 with red led 24V and gold-plated contacts)

CONTATTI DORATI
GOLD-PLATED CONTACTS

P/N PULSANTE *P/N ROCKER SWITCHES*		LED (SX) *LED (LH)*	LED (DX) *LED (RH)*
.*.200	**.****.0200	-	-
.*.201	**.****.0201	🔴	🔴
.*.202	**.****.0202	🟡	🟡
.*.203	**.****.0203	🟢	🟢
.*.204	**.****.0204	🔵	🔵
.*.205	**.****.0205	🟠	🟠
.*.206	**.****.0206	🔴	🟡
.*.207	**.****.0207	🔴	🟢
.*.208	**.****.0208	🔴	🔵
.*.209	**.****.0209	🔴	🟠
.*.210	**.****.0210	🟡	🔴
.*.211	**.****.0211	🟡	🟢
.*.212	**.****.0212	🟡	🔵
.*.213	**.****.0213	🟡	🟠
.*.214	**.****.0214	🟢	🔴
.*.215	**.****.0215	🟢	🟡
.*.216	**.****.0216	🟢	🔵
.*.217	**.****.0217	🟢	🟠
.*.218	**.****.0218	🔵	🔴
.*.219	**.****.0219	🔵	🟡
.*.220	**.****.0220	🔵	🟢
.*.221	**.****.0221	🔵	🟠
.*.222	**.****.0222	🟠	🔴
.*.223	**.****.0223	🟠	🟡
.*.224	**.****.0224	🟠	🟢
.*.225	**.****.0225	🟠	🔵
.*.226	**.****.0226	○	○
.*.227	**.****.0227	🔴	○
.*.228	**.****.0228	○	🟢
.*.229	**.****.0229	○	🟡
.*.230	**.****.0230	🟠	○

SERIE - *SERIES*
"700"

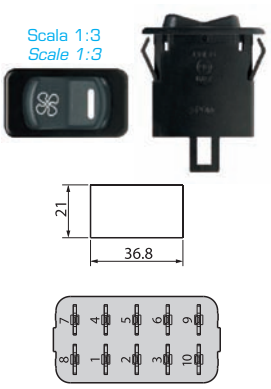

SERIE - *SERIES*
"900"

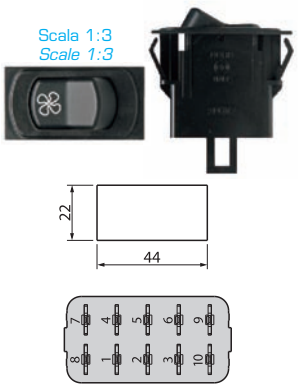

SERIE - *SERIES*
"1000"

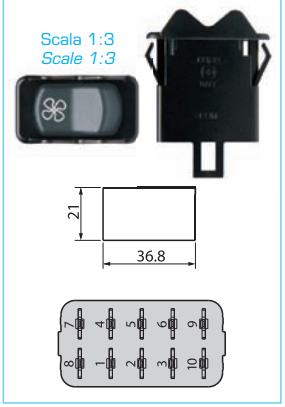

SERIE - *SERIES*
"1100"

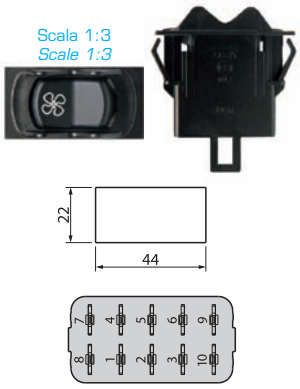

SERIE - *SERIES*
"1200"

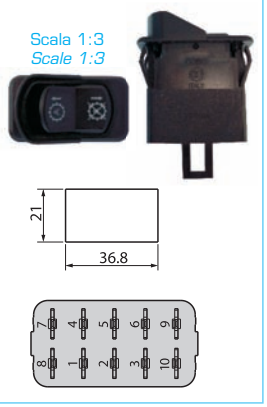

16.700.***
16.900.***
16.1000.****
16.1100.****
16.1200.****

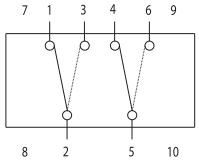

O POSIZIONE STABILE
O MAINTAINED POSITION

1 POSIZIONE STABILE
1 MAINTAINED POSITION

Schema elettr. rappresentato in posiz.O
Circuit diagram shown in position O

16.701.***
16.901.***
16.1001.****
16.1101.****
16.1201.****

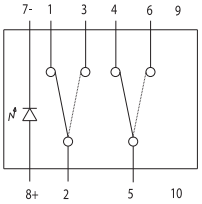

O POSIZIONE STABILE
O MAINTAINED POSITION

1 POSIZIONE STABILE
1 MAINTAINED POSITION

Schema elettr. rappresentato in posiz.O
Circuit diagram shown in position O

16.702.***
16.902.***
16.1002.****
16.1102.****
16.1202.****

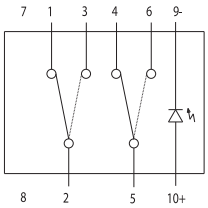

O POSIZIONE STABILE
O MAINTAINED POSITION

1 POSIZIONE STABILE
1 MAINTAINED POSITION

Schema elettr. rappresentato in posiz.O
Circuit diagram shown in position O

16.703.***
16.903.***
16.1003.****
16.1103.****
16.1203.****

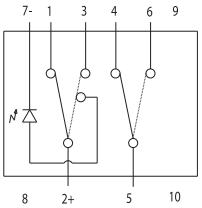

O POSIZIONE STABILE
O MAINTAINED POSITION

1 POSIZIONE STABILE
1 MAINTAINED POSITION

Schema elettr. rappresentato in posiz.O
Circuit diagram shown in position O

16.704.***
16.904.***
16.1004.****
16.1104.****
16.1204.****

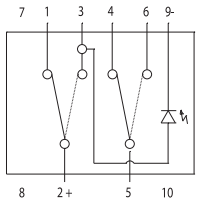

O POSIZIONE STABILE
O MAINTAINED POSITION

1 POSIZIONE STABILE
1 MAINTAINED POSITION

Schema elettr. rappresentato in posiz.O
Circuit diagram shown in position O

16.705.***
16.905.***
16.1005.****
16.1105.****
16.1205.****

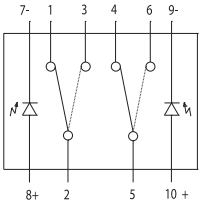

O POSIZIONE STABILE
O MAINTAINED POSITION

1 POSIZIONE STABILE
1 MAINTAINED POSITION

Schema elettr. rappresentato in posiz.O
Circuit diagram shown in position O

16.706.***
16.906.***
16.1006.****
16.1106.****
16.1206.****

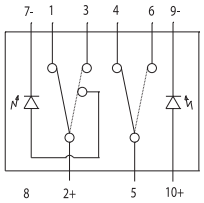

0 POSIZIONE STABILE
0 MAINTAINED POSITION

1 POSIZIONE STABILE
1 MAINTAINED POSITION

Schema elettr. rappresentato in posiz.0
Circuit diagram shown in position 0

16.707.***
16.907.***
16.1007.****
16.1107.****
16.1207.****

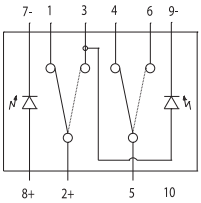

0 POSIZIONE STABILE
0 MAINTAINED POSITION

1 POSIZIONE STABILE
1 MAINTAINED POSITION

Schema elettr. rappresentato in posiz.0
Circuit diagram shown in position 0

16.708.***
16.908.***
16.1008.****
16.1108.****
16.1208.****

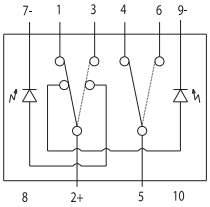

0 POSIZIONE STABILE
0 MAINTAINED POSITION

1 POSIZIONE STABILE
1 MAINTAINED POSITION

Schema elettr. rappresentato in posiz.0
Circuit diagram shown in position 0

16.709.***
16.909.***
16.1009.****
16.1109.****
16.1209.****

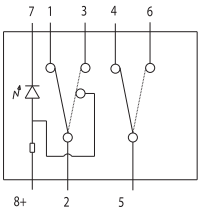

0 POSIZIONE STABILE
0 MAINTAINED POSITION

1 POSIZIONE STABILE
1 MAINTAINED POSITION

Schema elettr. rappresentato in posiz.0
Circuit diagram shown in position 0

16.710.***
16.910.***
16.1010.****
16.1110.****
16.1210.****

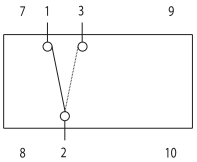

0 POSIZIONE STABILE
0 MAINTAINED POSITION

1 POSIZIONE STABILE
1 MAINTAINED POSITION

Schema elettr. rappresentato in posiz.0
Circuit diagram shown in position 0

16.711.***
16.911.***
16.1011.****
16.1111.****
16.1211.****

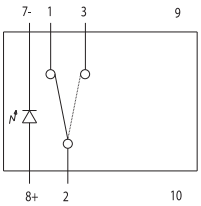

0 POSIZIONE STABILE
0 MAINTAINED POSITION

1 POSIZIONE STABILE
1 MAINTAINED POSITION

Schema elettr. rappresentato in posiz.0
Circuit diagram shown in position 0

16.712.***
16.912.***
16.1012.****
16.1112.****
16.1212.****

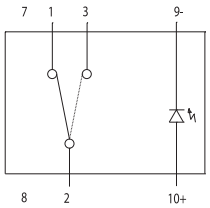

0 POSIZIONE STABILE
0 MAINTAINED POSITION

1 POSIZIONE STABILE
1 MAINTAINED POSITION

Schema elettr. rappresentato in posiz.0
Circuit diagram shown in position 0

16.713.***
16.913.***
16.1013.****
16.1113.****
16.1213.****

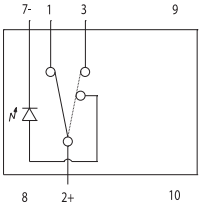

0 POSIZIONE STABILE
0 MAINTAINED POSITION

1 POSIZIONE STABILE
1 MAINTAINED POSITION

Schema elettr. rappresentato in posiz.0
Circuit diagram shown in position 0

SERIE - *SERIES*
"700"

Scala 1:3
Scale 1:3

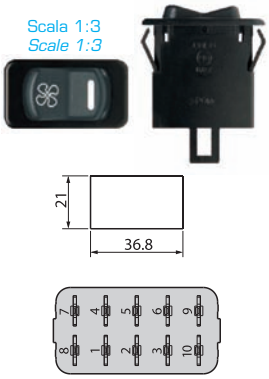

SERIE - *SERIES*
"900"

Scala 1:3
Scale 1:3

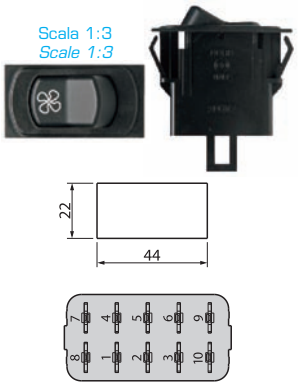

SERIE - *SERIES*
"1000"

Scala 1:3
Scale 1:3

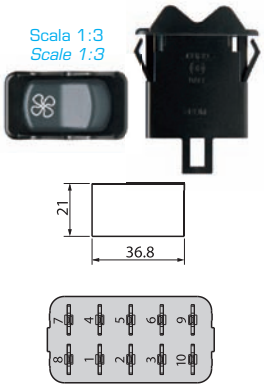

SERIE - *SERIES*
"1100"

Scala 1:3
Scale 1:3

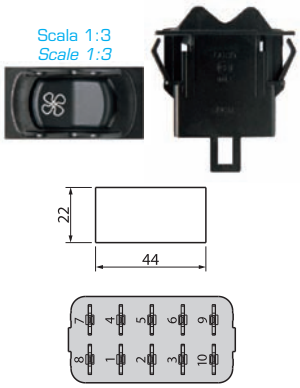

SERIE - *SERIES*
"1200"

Scala 1:3
Scale 1:3



16.714.***
16.914.***
16.1014.****
16.1114.****
16.1214.****

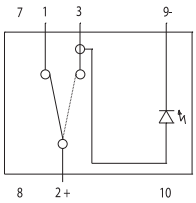

0 POSIZIONE STABILE
0 MAINTAINED POSITION

1 POSIZIONE STABILE
1 MAINTAINED POSITION

Schema elettr. rappresentato in posiz.0
Circuit diagram shown in position 0

16.715.***
16.915.***
16.1015.****
16.1115.****
16.1215.****

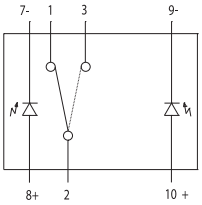

0 POSIZIONE STABILE
0 MAINTAINED POSITION

1 POSIZIONE STABILE
1 MAINTAINED POSITION

Schema elettr. rappresentato in posiz.0
Circuit diagram shown in position 0

16.716.***
16.916.***
16.1016.****
16.1116.****
16.1216.****

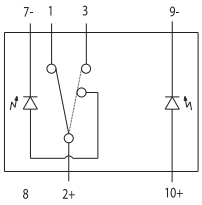

0 POSIZIONE STABILE
0 MAINTAINED POSITION

1 POSIZIONE STABILE
1 MAINTAINED POSITION

Schema elettr. rappresentato in posiz.0
Circuit diagram shown in position 0

16.717.***
16.917.***
16.1017.****
16.1117.****
16.1217.****

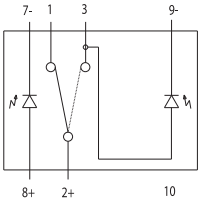

0 POSIZIONE STABILE
0 MAINTAINED POSITION

1 POSIZIONE STABILE
1 MAINTAINED POSITION

Schema elettr. rappresentato in posiz.0
Circuit diagram shown in position 0

16.718.***
16.918.***
16.1018.****
16.1118.****
16.1218.****

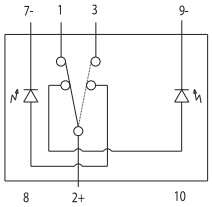

0 POSIZIONE STABILE
0 MAINTAINED POSITION

1 POSIZIONE STABILE
1 MAINTAINED POSITION

Schema elettr. rappresentato in posiz.0
Circuit diagram shown in position 0

16.719.***
16.919.***
16.1019.****
16.1119.****
16.1219.****

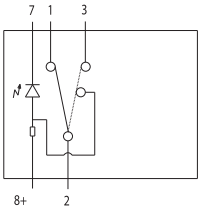

0 POSIZIONE STABILE
0 MAINTAINED POSITION

1 POSIZIONE STABILE
1 MAINTAINED POSITION

Schema elettr. rappresentato in posiz.0
Circuit diagram shown in position 0

16.720.***
16.920.***
16.1020.****
16.1120.****
16.1220.****

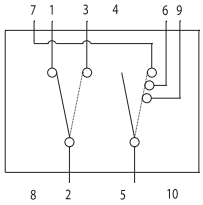

0 POSIZIONE STABILE
0 MAINTAINED POSITION

1 POSIZIONE STABILE
1 MAINTAINED POSITION

Schema elettr. rappresentato in posiz.0
Circuit diagram shown in position 0

16.721.***
16.921.***
16.1021.****
16.1121.****
16.1221.****

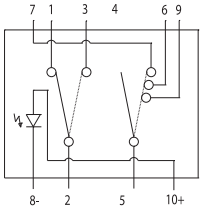

0 POSIZIONE STABILE
0 MAINTAINED POSITION

1 POSIZIONE STABILE
1 MAINTAINED POSITION

Schema elettr. rappresentato in posiz.0
Circuit diagram shown in position 0

16.722.***
16.922.***
16.1022.****
16.1122.****
16.1222.****

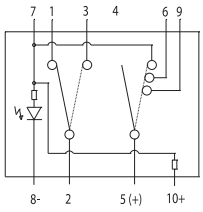

0 POSIZIONE STABILE
0 MAINTAINED POSITION

1 POSIZIONE STABILE
1 MAINTAINED POSITION

Schema elettr. rappresentato in posiz.0
Circuit diagram shown in position 0

16.725.***
16.925.***
16.1025.****
16.1125.****
16.1225.****

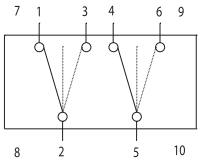

1 POSIZIONE STABILE
1 MAINTAINED POSITION

0 POSIZIONE STABILE
0 MAINTAINED POSITION

2 POSIZIONE STABILE
2 MAINTAINED POSITION

Schema elettr. rappresentato in posiz.1
Circuit diagram shown in position 1

16.726.***
16.926.***
16.1026.****
16.1126.****
16.1226.****

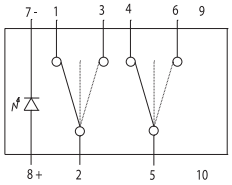

1 POSIZIONE STABILE
1 MAINTAINED POSITION

0 POSIZIONE STABILE
0 MAINTAINED POSITION

2 POSIZIONE STABILE
2 MAINTAINED POSITION

Schema elettr. rappresentato in posiz.1
Circuit diagram shown in position 1

16.727.***
16.927.***
16.1027.****
16.1127.****
16.1227.****

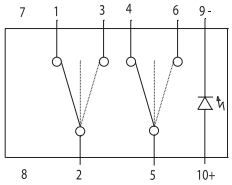

1 POSIZIONE STABILE
1 MAINTAINED POSITION

0 POSIZIONE STABILE
0 MAINTAINED POSITION

2 POSIZIONE STABILE
2 MAINTAINED POSITION

Schema elettr. rappresentato in posiz.1
Circuit diagram shown in position 1

16.728.***
16.928.***
16.1028.****
16.1128.****
16.1228.****

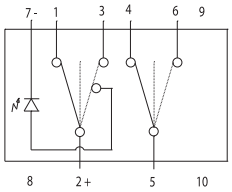

1 POSIZIONE STABILE
1 MAINTAINED POSITION

0 POSIZIONE STABILE
0 MAINTAINED POSITION

2 POSIZIONE STABILE
2 MAINTAINED POSITION

Schema elettr. rappresentato in posiz.1
Circuit diagram shown in position 1

16.729.***
16.929.***
16.1029.****
16.1129.****
16.1229.****

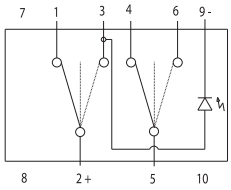

1 POSIZIONE STABILE
1 MAINTAINED POSITION

0 POSIZIONE STABILE
0 MAINTAINED POSITION

2 POSIZIONE STABILE
2 MAINTAINED POSITION

Schema elettr. rappresentato in posiz.1
Circuit diagram shown in position 1

SERIE - *SERIES*
"700"

Scala 1:3
Scale 1:3

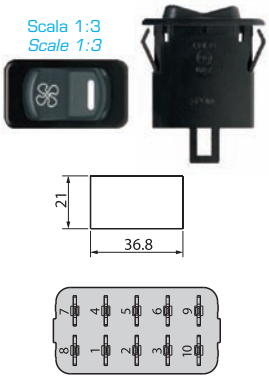

SERIE - *SERIES*
"900"

Scala 1:3
Scale 1:3

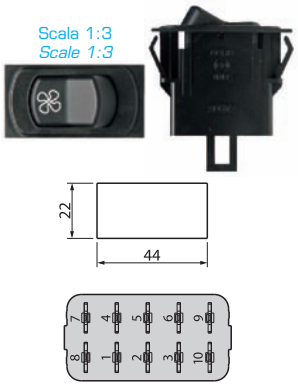

SERIE - *SERIES*
"1000"

Scala 1:3
Scale 1:3

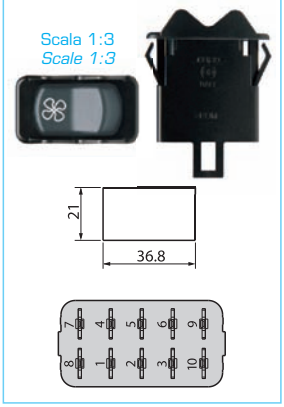

SERIE - *SERIES*
"1100"

Scala 1:3
Scale 1:3

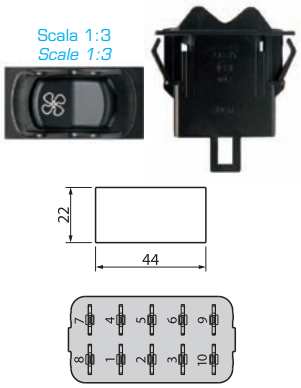

SERIE - *SERIES*
"1200"

Scala 1:3
Scale 1:3



16.730.***
16.930.***
16.1030.****
16.1130.****
16.1230.****

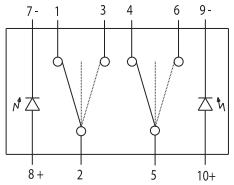

1 POSIZIONE STABILE
1 MAINTAINED POSITION

0 POSIZIONE STABILE
0 MAINTAINED POSITION

2 POSIZIONE STABILE
2 MAINTAINED POSITION

Schema elettr. rappresentato in posiz.1
Circuit diagram shown in position 1

16.731.***
16.931.***
16.1031.****
16.1131.****
16.1231.****

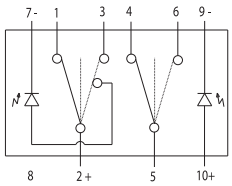

1 POSIZIONE STABILE
1 MAINTAINED POSITION

0 POSIZIONE STABILE
0 MAINTAINED POSITION

2 POSIZIONE STABILE
2 MAINTAINED POSITION

Schema elettr. rappresentato in posiz.1
Circuit diagram shown in position 1

16.732.***
16.932.***
16.1032.****
16.1132.****
16.1232.****

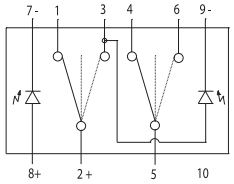

1 POSIZIONE STABILE
1 MAINTAINED POSITION

0 POSIZIONE STABILE
0 MAINTAINED POSITION

2 POSIZIONE STABILE
2 MAINTAINED POSITION

Schema elettr. rappresentato in posiz.1
Circuit diagram shown in position 1

16.733.***
16.933.***
16.1033.****
16.1133.****
16.1233.****

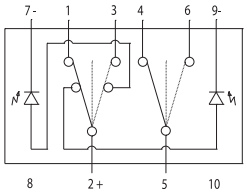

1 POSIZIONE STABILE
1 MAINTAINED POSITION

0 POSIZIONE STABILE
0 MAINTAINED POSITION

2 POSIZIONE STABILE
2 MAINTAINED POSITION

Schema elettr. rappresentato in posiz.1
Circuit diagram shown in position 1

16.734.***
16.934.***
16.1034.****
16.1134.****
16.1234.****

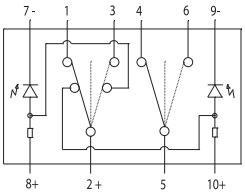

1 POSIZIONE STABILE
1 MAINTAINED POSITION

0 POSIZIONE STABILE
0 MAINTAINED POSITION

2 POSIZIONE STABILE
2 MAINTAINED POSITION

Schema elettr. rappresentato in posiz.1
Circuit diagram shown in position 1

16.735.***
16.935.***
16.1035.****
16.1135.****
16.1235.****

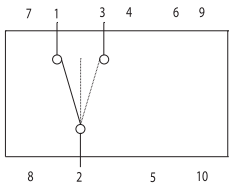

1 POSIZIONE STABILE
1 MAINTAINED POSITION

0 POSIZIONE STABILE
0 MAINTAINED POSITION

2 POSIZIONE STABILE
2 MAINTAINED POSITION

Schema elettr. rappresentato in posiz.1
Circuit diagram shown in position 1

16.736.***
16.936.***
16.1036.****
16.1136.****
16.1236.****

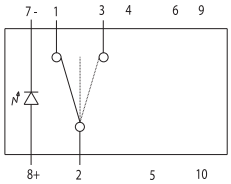

1 POSIZIONE STABILE
1 MAINTAINED POSITION

0 POSIZIONE STABILE
0 MAINTAINED POSITION

2 POSIZIONE STABILE
2 MAINTAINED POSITION

Schema elettr. rappresentato in posiz. 1
Circuit diagram shown in position 1

16.737.***
16.937.***
16.1037.****
16.1137.****
16.1237.****

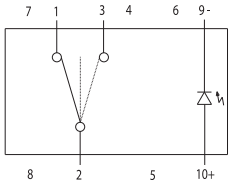

1 POSIZIONE STABILE
1 MAINTAINED POSITION

0 POSIZIONE STABILE
0 MAINTAINED POSITION

2 POSIZIONE STABILE
2 MAINTAINED POSITION

Schema elettr. rappresentato in posiz. 1
Circuit diagram shown in position 1

16.738.***
16.938.***
16.1038.****
16.1138.****
16.1238.****

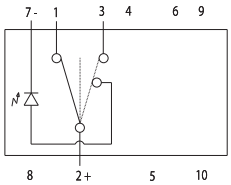

1 POSIZIONE STABILE
1 MAINTAINED POSITION

0 POSIZIONE STABILE
0 MAINTAINED POSITION

2 POSIZIONE STABILE
2 MAINTAINED POSITION

Schema elettr. rappresentato in posiz. 1
Circuit diagram shown in position 1

16.739.***
16.939.***
16.1039.****
16.1139.****
16.1239.****

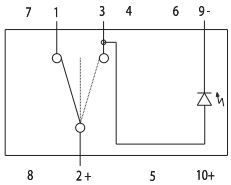

1 POSIZIONE STABILE
1 MAINTAINED POSITION

0 POSIZIONE STABILE
0 MAINTAINED POSITION

2 POSIZIONE STABILE
2 MAINTAINED POSITION

Schema elettr. rappresentato in posiz. 1
Circuit diagram shown in position 1

16.740.***
16.940.***
16.1040.****
16.1140.****
16.1240.****

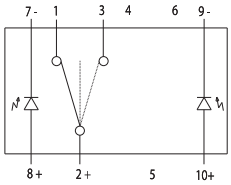

1 POSIZIONE STABILE
1 MAINTAINED POSITION

0 POSIZIONE STABILE
0 MAINTAINED POSITION

2 POSIZIONE STABILE
2 MAINTAINED POSITION

Schema elettr. rappresentato in posiz. 1
Circuit diagram shown in position 1

16.741.***
16.941.***
16.1041.****
16.1141.****
16.1241.****

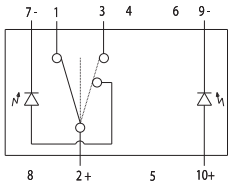

1 POSIZIONE STABILE
1 MAINTAINED POSITION

0 POSIZIONE STABILE
0 MAINTAINED POSITION

2 POSIZIONE STABILE
2 MAINTAINED POSITION

Schema elettr. rappresentato in posiz. 1
Circuit diagram shown in position 1

16.742.***
16.942.***
16.1042.****
16.1142.****
16.1242.****

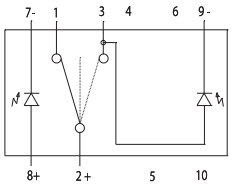

1 POSIZIONE STABILE
1 MAINTAINED POSITION

0 POSIZIONE STABILE
0 MAINTAINED POSITION

2 POSIZIONE STABILE
2 MAINTAINED POSITION

Schema elettr. rappresentato in posiz. 1
Circuit diagram shown in position 1

16.743.***
16.943.***
16.1043.****
16.1143.****
16.1243.****

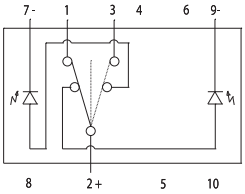

1 POSIZIONE STABILE
1 MAINTAINED POSITION

0 POSIZIONE STABILE
0 MAINTAINED POSITION

2 POSIZIONE STABILE
2 MAINTAINED POSITION

Schema elettr. rappresentato in posiz. 1
Circuit diagram shown in position 1

SERIE - *SERIES*
"700"

Scala 1:3
Scale 1:3

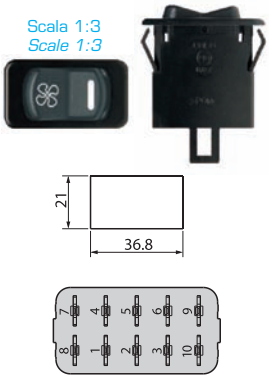

SERIE - *SERIES*
"900"

Scala 1:3
Scale 1:3

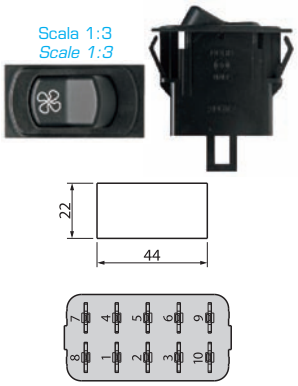

SERIE - *SERIES*
"1000"

Scala 1:3
Scale 1:3

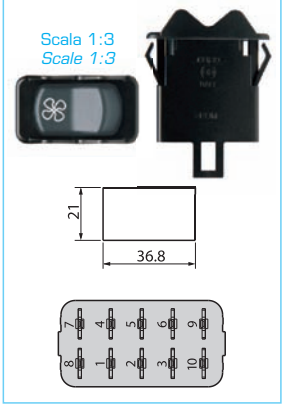

SERIE - *SERIES*
"1100"

Scala 1:3
Scale 1:3

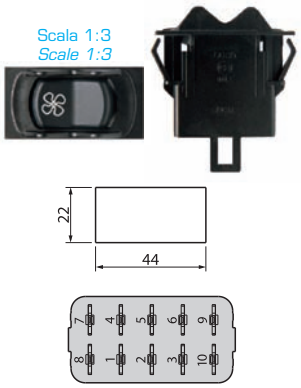

SERIE - *SERIES*
"1200"

Scala 1:3
Scale 1:3



16.744.***
16.944.***
16.1044.****
16.1144.****
16.1244.****

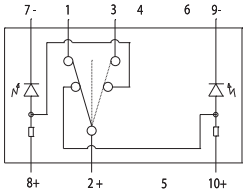

1 POSIZIONE STABILE
1 MAINTAINED POSITION

0 POSIZIONE STABILE
0 MAINTAINED POSITION

2 POSIZIONE STABILE
2 MAINTAINED POSITION

Schema elettr. rappresentato in posiz. 1
Circuit diagram shown in position 1

16.745.***
16.945.***
16.1045.****
16.1145.****
16.1245.****

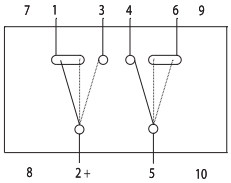

1 POSIZIONE STABILE
1 MAINTAINED POSITION

0 POSIZIONE STABILE
0 MAINTAINED POSITION

2 POSIZIONE STABILE
2 MAINTAINED POSITION

Schema elettr. rappresentato in posiz. 1
Circuit diagram shown in position 1

16.746.***
16.946.***
16.1046.****
16.1146.****
16.1246.****

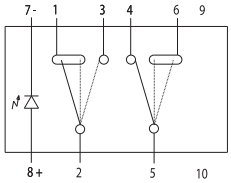

1 POSIZIONE STABILE
1 MAINTAINED POSITION

0 POSIZIONE STABILE
0 MAINTAINED POSITION

2 POSIZIONE STABILE
2 MAINTAINED POSITION

Schema elettr. rappresentato in posiz. 1
Circuit diagram shown in position 1

16.747.***
16.947.***
16.1047.****
16.1147.****
16.1247.****

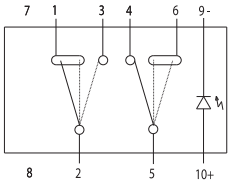

1 POSIZIONE STABILE
1 MAINTAINED POSITION

0 POSIZIONE STABILE
0 MAINTAINED POSITION

2 POSIZIONE STABILE
2 MAINTAINED POSITION

Schema elettr. rappresentato in posiz. 1
Circuit diagram shown in position 1

16.748.***
16.948.***
16.1048.****
16.1148.****
16.1248.****

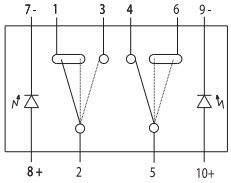

1 POSIZIONE STABILE
1 MAINTAINED POSITION

0 POSIZIONE STABILE
0 MAINTAINED POSITION

2 POSIZIONE STABILE
2 MAINTAINED POSITION

Schema elettr. rappresentato in posiz. 1
Circuit diagram shown in position 1

16.749.***
16.949.***
16.1049.****
16.1149.****
16.1249.****

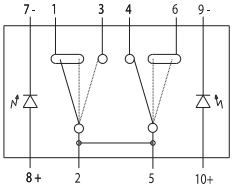

1 POSIZIONE STABILE
1 MAINTAINED POSITION

0 POSIZIONE STABILE
0 MAINTAINED POSITION

2 POSIZIONE STABILE
2 MAINTAINED POSITION

Schema elettr. rappresentato in posiz. 1
Circuit diagram shown in position 1

16.750.***
16.950.***
16.1050.****
16.1150.****
16.1250.****

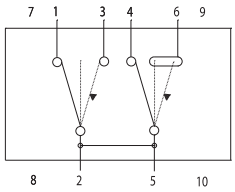

1 POSIZIONE STABILE
1 MAINTAINED POSITION

O POSIZIONE STABILE
O MAINTAINED POSITION

2 POSIZIONE INSTABILE
2 MOMENTARY POSITION **MOM**

Schema elettr. rappresentato in posiz. 1
Circuit diagram shown in position 1

16.751.***
16.951.***
16.1051.****
16.1151.****
16.1251.****

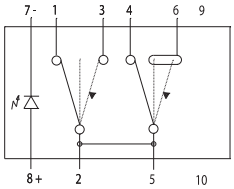

1 POSIZIONE STABILE
1 MAINTAINED POSITION

O POSIZIONE STABILE
O MAINTAINED POSITION

2 POSIZIONE INSTABILE
2 MOMENTARY POSITION **MOM**

Schema elettr. rappresentato in posiz. 1
Circuit diagram shown in position 1

16.752.***
16.952.***
16.1052.****
16.1152.****
16.1252.****

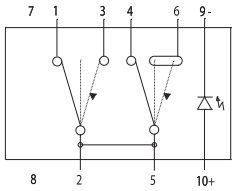

1 POSIZIONE STABILE
1 MAINTAINED POSITION

O POSIZIONE STABILE
O MAINTAINED POSITION

2 POSIZIONE INSTABILE
2 MOMENTARY POSITION **MOM**

Schema elettr. rappresentato in posiz. 1
Circuit diagram shown in position 1

16.753.***
16.953.***
16.1053.****
16.1153.****
16.1253.****

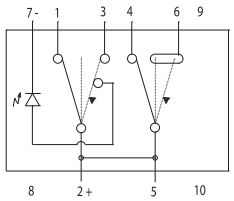

1 POSIZIONE STABILE
1 MAINTAINED POSITION

O POSIZIONE STABILE
O MAINTAINED POSITION

2 POSIZIONE INSTABILE
2 MOMENTARY POSITION **MOM**

Schema elettr. rappresentato in posiz. 1
Circuit diagram shown in position 1

16.754.***
16.954.***
16.1054.****
16.1154.****
16.1254.****

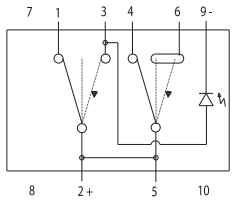

1 POSIZIONE STABILE
1 MAINTAINED POSITION

O POSIZIONE STABILE
O MAINTAINED POSITION

2 POSIZIONE INSTABILE
2 MOMENTARY POSITION **MOM**

Schema elettr. rappresentato in posiz. 1
Circuit diagram shown in position 1

16.755.***
16.955.***
16.1055.****
16.1155.****
16.1255.****

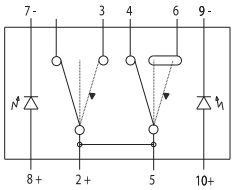

1 POSIZIONE STABILE
1 MAINTAINED POSITION

O POSIZIONE STABILE
O MAINTAINED POSITION

2 POSIZIONE INSTABILE
2 MOMENTARY POSITION **MOM**

Schema elettr. rappresentato in posiz. 1
Circuit diagram shown in position 1

16.756.***
16.956.***
16.1056.****
16.1156.****
16.1256.****

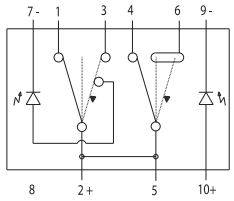

1 POSIZIONE STABILE
1 MAINTAINED POSITION

O POSIZIONE STABILE
O MAINTAINED POSITION

2 POSIZIONE INSTABILE
2 MOMENTARY POSITION **MOM**

Schema elettr. rappresentato in posiz. 1
Circuit diagram shown in position 1

16.757.***
16.957.***
16.1057.****
16.1157.****
16.1257.****

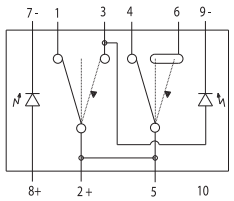

1 POSIZIONE STABILE
1 MAINTAINED POSITION

O POSIZIONE STABILE
O MAINTAINED POSITION

2 POSIZIONE INSTABILE
2 MOMENTARY POSITION **MOM**

Schema elettr. rappresentato in posiz. 1
Circuit diagram shown in position 1

SERIE - *SERIES*
"700"

Scala 1:3
Scale 1:3

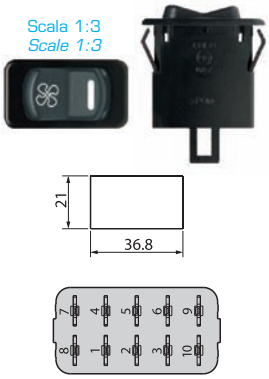

SERIE - *SERIES*
"900"

Scala 1:3
Scale 1:3

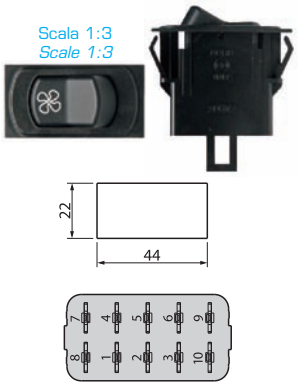

SERIE - *SERIES*
"1000"

Scala 1:3
Scale 1:3

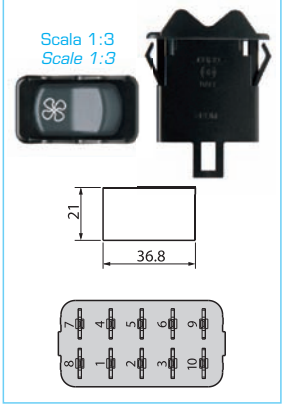

SERIE - *SERIES*
"1100"

Scala 1:3
Scale 1:3

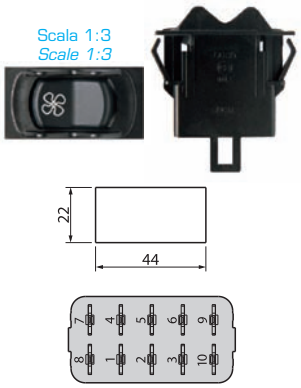

SERIE - *SERIES*
"1200"

Scala 1:3
Scale 1:3



16.770.***
16.970.***
16.1070.****
16.1170.****
16.1270.****

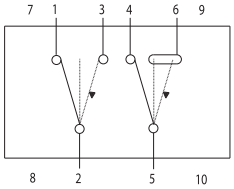

1 POSIZIONE STABILE
1 MAINTAINED POSITION

0 POSIZIONE STABILE
0 MAINTAINED POSITION

2 POSIZIONE INSTABILE
2 MOMENTARY POSITION **MOM**

Schema elettr. rappresentato in posiz.1
Circuit diagram shown in position 1

16.771.***
16.971.***
16.1071.****
16.1171.****
16.1271.****

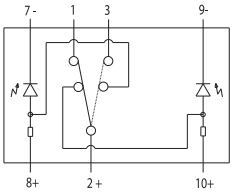

0 POSIZIONE STABILE
0 MAINTAINED POSITION

1 POSIZIONE STABILE
1 MAINTAINED POSITION

Schema elettr. rappresentato in posiz.0
Circuit diagram shown in position 0

16.772.***
16.972.***
16.1072.****
16.1172.****
16.1272.****

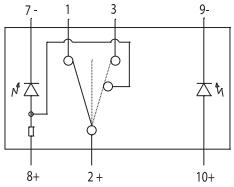

1 POSIZIONE STABILE
1 MAINTAINED POSITION

0 POSIZIONE STABILE
0 MAINTAINED POSITION

2 POSIZIONE STABILE
2 MAINTAINED POSITION

Schema elettr. rappresentato in posiz.1
Circuit diagram shown in position 1

16.773.***
16.973.***
16.1073.****
16.1173.****
16.1273.****

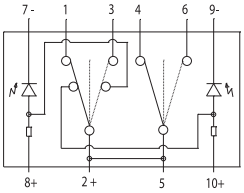

1 POSIZIONE STABILE
1 MAINTAINED POSITION

0 POSIZIONE STABILE
0 MAINTAINED POSITION

2 POSIZIONE STABILE
2 MAINTAINED POSITION

Schema elettr. rappresentato in posiz.1
Circuit diagram shown in position 1

16.774.***
16.974.***
16.1074.****
16.1174.****
16.1274.****

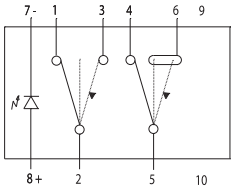

1 POSIZIONE STABILE
1 MAINTAINED POSITION

0 POSIZIONE STABILE
0 MAINTAINED POSITION

2 POSIZIONE INSTABILE
2 MOMENTARY POSITION **MOM**

Schema elettr. rappresentato in posiz.1
Circuit diagram shown in position 1

16.775.***
16.975.***
16.1075.****
16.1175.****
16.1275.****

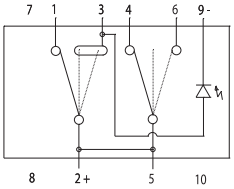

1 POSIZIONE STABILE
1 MAINTAINED POSITION

0 POSIZIONE STABILE
0 MAINTAINED POSITION

2 POSIZIONE STABILE
2 MAINTAINED POSITION

Schema elettr. rappresentato in posiz.1
Circuit diagram shown in position 1

16.776.***
16.976.***
16.1076.****
16.1176.****
16.1276.****

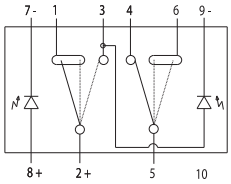

1 POSIZIONE STABILE
1 MAINTAINED POSITION

0 POSIZIONE STABILE
0 MAINTAINED POSITION

2 POSIZIONE STABILE
2 MAINTAINED POSITION

Schema elettr. rappresentato in posiz. 1
Circuit diagram shown in position 1

16.777.***
16.977.***
16.1077.****
16.1177.****
16.1277.****

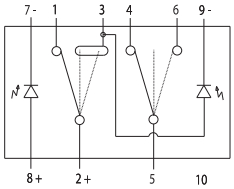

1 POSIZIONE STABILE
1 MAINTAINED POSITION

0 POSIZIONE STABILE
0 MAINTAINED POSITION

2 POSIZIONE STABILE
2 MAINTAINED POSITION

Schema elettr. rappresentato in posiz. 1
Circuit diagram shown in position 1

16.778.***
16.978.***
16.1078.****
16.1178.****
16.1278.****

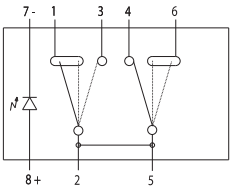

1 POSIZIONE STABILE
1 MAINTAINED POSITION

0 POSIZIONE STABILE
0 MAINTAINED POSITION

2 POSIZIONE STABILE
2 MAINTAINED POSITION

Schema elettr. rappresentato in posiz. 1
Circuit diagram shown in position 1

16.779.***
16.979.***
16.1079.****
16.1179.****
16.1279.****

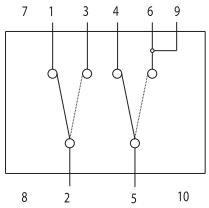

0 POSIZIONE STABILE
0 MAINTAINED POSITION

1 POSIZIONE STABILE
1 MAINTAINED POSITION

Schema elettr. rappresentato in posiz. 0
Circuit diagram shown in position 0

16.780.***
16.980.***
16.1080.****
16.1180.****
16.1280.****

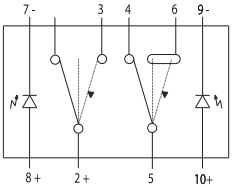

1 POSIZIONE STABILE
1 MAINTAINED POSITION

0 POSIZIONE STABILE
0 MAINTAINED POSITION

2 POSIZIONE INSTABILE
2 MOMENTARY POSITION **MOM**

Schema elettr. rappresentato in posiz. 1
Circuit diagram shown in position 1

16.781.***
16.981.***
16.1081.****
16.1181.****
16.1281.****

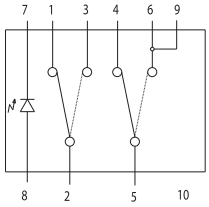

0 POSIZIONE STABILE
0 MAINTAINED POSITION

1 POSIZIONE STABILE
1 MAINTAINED POSITION

Schema elettr. rappresentato in posiz. 0
Circuit diagram shown in position 0

16.782.***
16.982.***
16.1082.****
16.1182.****
16.1282.****

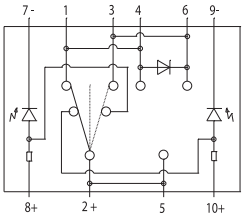

1 POSIZIONE STABILE
1 MAINTAINED POSITION

0 POSIZIONE STABILE
0 MAINTAINED POSITION

2 POSIZIONE STABILE
2 MAINTAINED POSITION

Schema elettr. rappresentato in posiz. 1
Circuit diagram shown in position 1

16.783.***
16.983.***
16.1083.****
16.1183.****
16.1283.****

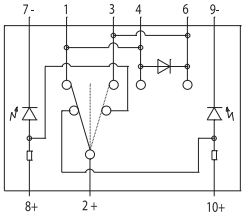

1 POSIZIONE STABILE
1 MAINTAINED POSITION

0 POSIZIONE STABILE
0 MAINTAINED POSITION

2 POSIZIONE STABILE
2 MAINTAINED POSITION

Schema elettr. rappresentato in posiz. 1
Circuit diagram shown in position 1

SERIE - *SERIES*
"700"

Scala 1:3
Scale 1:3

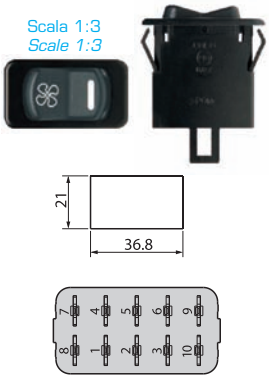

SERIE - *SERIES*
"900"

Scala 1:3
Scale 1:3

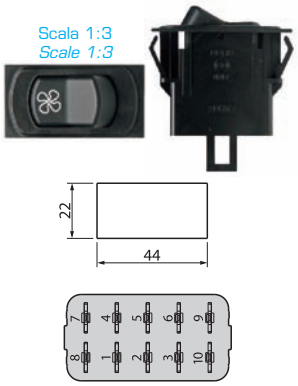

SERIE - *SERIES*
"1000"

Scala 1:3
Scale 1:3

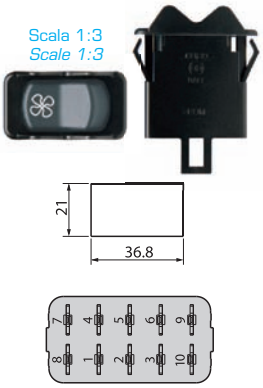

SERIE - *SERIES*
"1100"

Scala 1:3
Scale 1:3

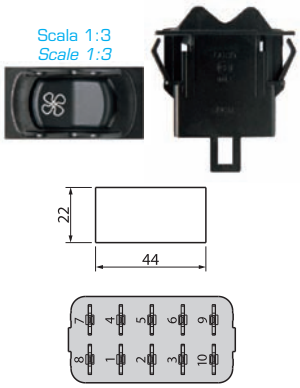

SERIE - *SERIES*
"1200"

Scala 1:3
Scale 1:3



16.784.***
16.984.***
16.1084.****
16.1184.****
16.1284.****

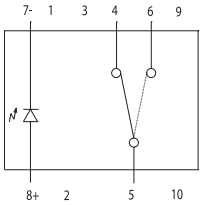

0 POSIZIONE STABILE
0 MAINTAINED POSITION

1 POSIZIONE STABILE
1 MAINTAINED POSITION

Schema elettr. rappresentato in posiz.0
Circuit diagram shown in position 0

17.700.***
17.900.***
17.1000.****
17.1100.****
17.1200.****

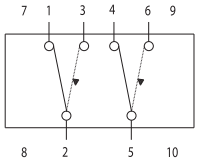

0 POSIZIONE STABILE
0 MAINTAINED POSITION

1 POSIZIONE INSTABILE
1 MOMENTARY POSITION **MOM**

Schema elettr. rappresentato in posiz.0
Circuit diagram shown in position 0

16.785.***
16.985.***
16.1085.****
16.1185.****
16.1285.****

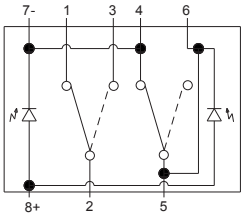

0 POSIZIONE STABILE
0 MAINTAINED POSITION

1 POSIZIONE INSTABILE
1 MOMENTARY POSITION

Schema elettr. rappresentato in posiz.0
Circuit diagram shown in position 0

16.786.***
16.986.***
16.1086.****
16.1186.****
16.1286.****

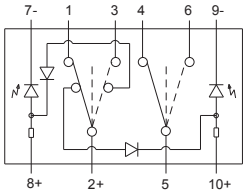

Solo per 12 V / *Only for 12V*

1 POSIZIONE STABILE
1 MAINTAINED POSITION

0 POSIZIONE STABILE
0 MAINTAINED POSITION

2 POSIZIONE STABILE
2 MAINTAINED POSITION

Schema elettr. rappresentato in posiz.1
Circuit diagram shown in position 1

17.701.***
17.901.***
17.1001.****
17.1101.****
17.1201.****

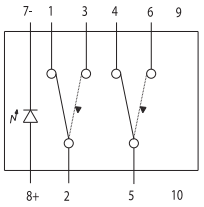

0 POSIZIONE STABILE
0 MAINTAINED POSITION

1 POSIZIONE INSTABILE
1 MOMENTARY POSITION **MOM**

Schema elettr. rappresentato in posiz.0
Circuit diagram shown in position 0

17.702.***
17.902.***
17.1002.****
17.1102.****
17.1202.****

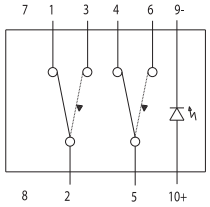

0 POSIZIONE STABILE
0 MAINTAINED POSITION

1 POSIZIONE INSTABILE
1 MOMENTARY POSITION **MOM**

Schema elettr. rappresentato in posiz.0
Circuit diagram shown in position 0

17.703.***
17.903.***
17.1003.****
17.1103.****
17.1203.****

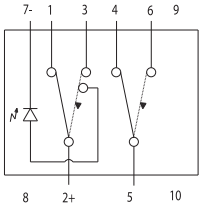

0 POSIZIONE STABILE
0 MAINTAINED POSITION

1 POSIZIONE INSTABILE
1 MOMENTARY POSITION **MOM**

Schema elettr. rappresentato in posiz.0
Circuit diagram shown in position 0

17.704.***
17.904.***
17.1004.****
17.1104.****
17.1204.****

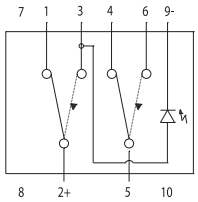

0 POSIZIONE STABILE
0 MAINTAINED POSITION

1 POSIZIONE INSTABILE
1 MOMENTARY POSITION **MOM**

Schema elettr. rappresentato in posiz.0
Circuit diagram shown in position 0

17.705.***
17.905.***
17.1005.****
17.1105.****
17.1205.****

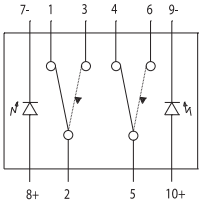

0 POSIZIONE STABILE
0 MAINTAINED POSITION

1 POSIZIONE INSTABILE
1 MOMENTARY POSITION **MOM**

Schema elettr. rappresentato in posiz.0
Circuit diagram shown in position 0

17.710.***
17.910.***
17.1010.****
17.1110.****
17.1210.****

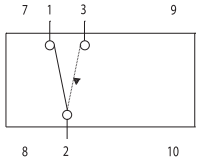

0 POSIZIONE STABILE
0 MAINTAINED POSITION

1 POSIZIONE INSTABILE
1 MOMENTARY POSITION **MOM**

Schema elettr. rappresentato in posiz.0
Circuit diagram shown in position 0

17.711.***
17.911.***
17.1011.****
17.1111.****
17.1211.****

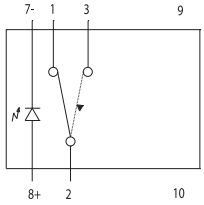

0 POSIZIONE STABILE
0 MAINTAINED POSITION

1 POSIZIONE INSTABILE
1 MOMENTARY POSITION **MOM**

Schema elettr. rappresentato in posiz.0
Circuit diagram shown in position 0

17.712.***
17.912.***
17.1012.****
17.1112.****
17.1212.****

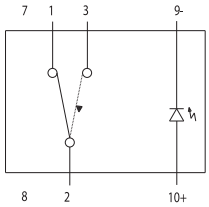

0 POSIZIONE STABILE
0 MAINTAINED POSITION

1 POSIZIONE INSTABILE
1 MOMENTARY POSITION **MOM**

Schema elettr. rappresentato in posiz.0
Circuit diagram shown in position 0

17.713.***
17.913.***
17.1013.****
17.1113.****
17.1213.****

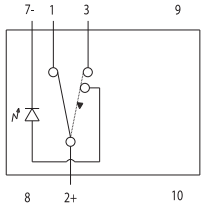

0 POSIZIONE STABILE
0 MAINTAINED POSITION

1 POSIZIONE INSTABILE
1 MOMENTARY POSITION **MOM**

Schema elettr. rappresentato in posiz.0
Circuit diagram shown in position 0

17.714.***
17.914.***
17.1014.****
17.1114.****
17.1214.****

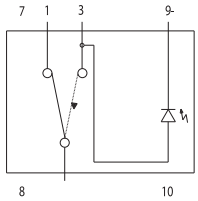

0 POSIZIONE STABILE
0 MAINTAINED POSITION

1 POSIZIONE INSTABILE
1 MOMENTARY POSITION **MOM**

Schema elettr. rappresentato in posiz.0
Circuit diagram shown in position 0

SERIE - *SERIES*
"700"

Scala 1:3
Scale 1:3

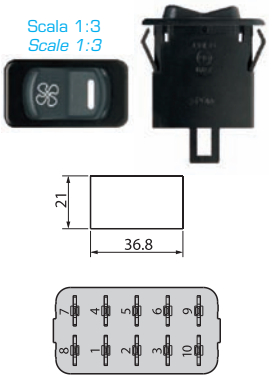

SERIE - *SERIES*
"900"

Scala 1:3
Scale 1:3

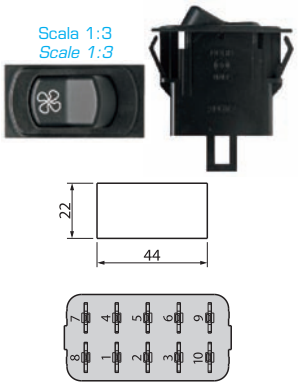

SERIE - *SERIES*
"1000"

Scala 1:3
Scale 1:3

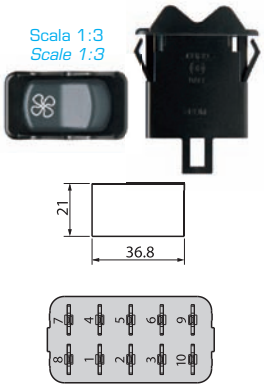

SERIE - *SERIES*
"1100"

Scala 1:3
Scale 1:3

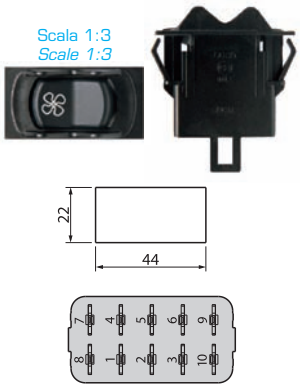

SERIE - *SERIES*
"1200"

Scala 1:3
Scale 1:3

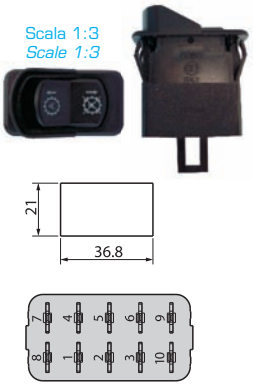

17.715.***
17.915.***
17.1015.****
17.1115.****
17.1215.****

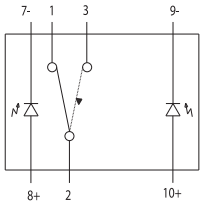

Schema elettr. rappresentato in posiz.0
Circuit diagram shown in position 0

0 POSIZIONE STABILE
0 MAINTAINED POSITION

1 POSIZIONE INSTABILE
1 MOMENTARY POSITION **MOM**

17.720.***
17.920.***
17.1020.****
17.1120.****
17.1220.****

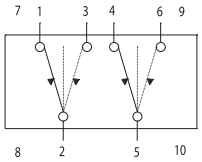

Schema elettr. rappresentato in posiz.1
Circuit diagram shown in position 1

1 POSIZIONE INSTABILE
1 MOMENTARY POSITION **MOM**

0 POSIZIONE STABILE
0 MAINTAINED POSITION

2 POSIZIONE INSTABILE
2 MOMENTARY POSITION **MOM**

17.721.***
17.921.***
17.1021.****
17.1121.****
17.1221.****

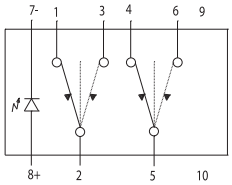

Schema elettr. rappresentato in posiz.1
Circuit diagram shown in position 1

1 POSIZIONE INSTABILE
1 MOMENTARY POSITION **MOM**

0 POSIZIONE STABILE
0 MAINTAINED POSITION

2 POSIZIONE INSTABILE
2 MOMENTARY POSITION **MOM**

17.722.***
17.922.***
17.1022.****
17.1122.****
17.1222.****

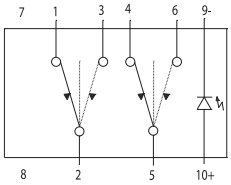

Schema elettr. rappresentato in posiz.1
Circuit diagram shown in position 1

1 POSIZIONE INSTABILE
1 MOMENTARY POSITION **MOM**

0 POSIZIONE STABILE
0 MAINTAINED POSITION

2 POSIZIONE INSTABILE
2 MOMENTARY POSITION **MOM**

17.723.***
17.923.***
17.1023.****
17.1123.****
17.1223.****

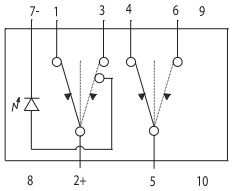

Schema elettr. rappresentato in posiz.1
Circuit diagram shown in position 1

1 POSIZIONE INSTABILE
1 MOMENTARY POSITION **MOM**

0 POSIZIONE STABILE
0 MAINTAINED POSITION

2 POSIZIONE INSTABILE
2 MOMENTARY POSITION **MOM**

17.724.***
17.924.***
17.1024.****
17.1124.****
17.1224.****

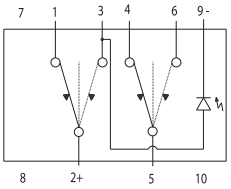

Schema elettr. rappresentato in posiz.1
Circuit diagram shown in position 1

1 POSIZIONE INSTABILE
1 MOMENTARY POSITION **MOM**

0 POSIZIONE STABILE
0 MAINTAINED POSITION

2 POSIZIONE INSTABILE
2 MOMENTARY POSITION **MOM**

17.725.***
17.925.***
17.1025.****
17.1125.****
17.1225.****

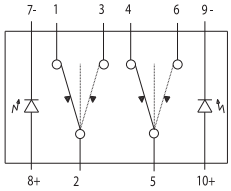

1 POSIZIONE INSTABILE
1 MOMENTARY POSITION **MOM**

0 POSIZIONE STABILE
0 MAINTAINED POSITION

2 POSIZIONE INSTABILE
2 MOMENTARY POSITION **MOM**

Schema elettr. rappresentato in posiz. 1
Circuit diagram shown in position 1

17.726.***
17.926.***
17.1026.****
17.1126.****
17.1226.****

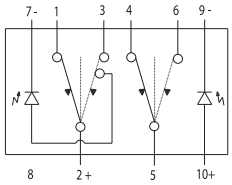

1 POSIZIONE INSTABILE
1 MOMENTARY POSITION **MOM**

0 POSIZIONE STABILE
0 MAINTAINED POSITION

2 POSIZIONE INSTABILE
2 MOMENTARY POSITION **MOM**

Schema elettr. rappresentato in posiz. 1
Circuit diagram shown in position 1

17.727.***
17.927.***
17.1027.****
17.1127.****
17.1227.****

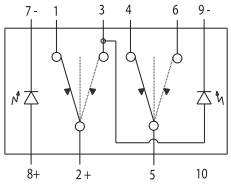

1 POSIZIONE INSTABILE
1 MOMENTARY POSITION **MOM**

0 POSIZIONE STABILE
0 MAINTAINED POSITION

2 POSIZIONE INSTABILE
2 MOMENTARY POSITION **MOM**

Schema elettr. rappresentato in posiz. 1
Circuit diagram shown in position 1

17.728.***
17.928.***
17.1028.****
17.1128.****
17.1228.****

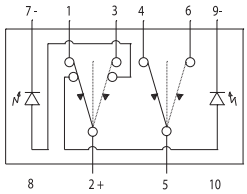

1 POSIZIONE INSTABILE
1 MOMENTARY POSITION **MOM**

0 POSIZIONE STABILE
0 MAINTAINED POSITION

2 POSIZIONE INSTABILE
2 MOMENTARY POSITION **MOM**

Schema elettr. rappresentato in posiz. 1
Circuit diagram shown in position 1

17.729.***
17.929.***
17.1029.****
17.1129.****
17.1229.****

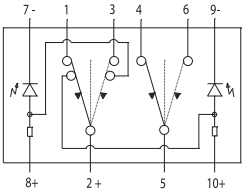

1 POSIZIONE INSTABILE
1 MOMENTARY POSITION **MOM**

0 POSIZIONE STABILE
0 MAINTAINED POSITION

2 POSIZIONE INSTABILE
2 MOMENTARY POSITION **MOM**

Schema elettr. rappresentato in posiz. 1
Circuit diagram shown in position 1

17.730.***
17.930.***
17.1030.****
17.1130.****
17.1230.****

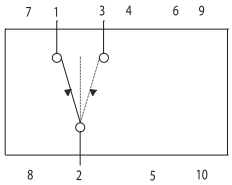

1 POSIZIONE INSTABILE
1 MOMENTARY POSITION **MOM**

0 POSIZIONE STABILE
0 MAINTAINED POSITION

2 POSIZIONE INSTABILE
2 MOMENTARY POSITION **MOM**

Schema elettr. rappresentato in posiz. 1
Circuit diagram shown in position 1

17.731.***
17.931.***
17.1031.****
17.1131.****
17.1231.****

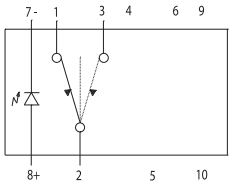

1 POSIZIONE INSTABILE
1 MOMENTARY POSITION **MOM**

0 POSIZIONE STABILE
0 MAINTAINED POSITION

2 POSIZIONE INSTABILE
2 MOMENTARY POSITION **MOM**

Schema elettr. rappresentato in posiz. 1
Circuit diagram shown in position 1

17.732.***
17.932.***
17.1032.****
17.1132.****
17.1232.****

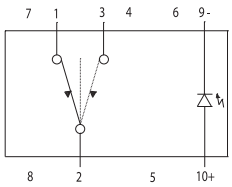

1 POSIZIONE INSTABILE
1 MOMENTARY POSITION **MOM**

0 POSIZIONE STABILE
0 MAINTAINED POSITION

2 POSIZIONE INSTABILE
2 MOMENTARY POSITION **MOM**

Schema elettr. rappresentato in posiz. 1
Circuit diagram shown in position 1

SERIE - *SERIES*
"700"

Scala 1:3
Scale 1:3

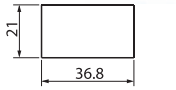

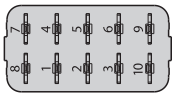

SERIE - *SERIES*
"900"

Scala 1:3
Scale 1:3

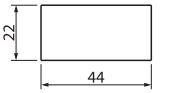

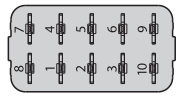

SERIE - *SERIES*
"1000"

Scala 1:3
Scale 1:3

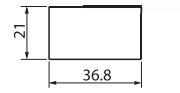

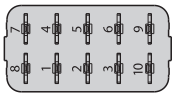

SERIE - *SERIES*
"1100"

Scala 1:3
Scale 1:3

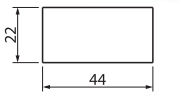

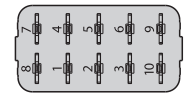

SERIE - *SERIES*
"1200"

Scala 1:3
Scale 1:3

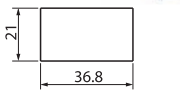

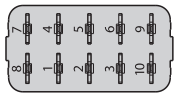

17.733.***
17.933.***
17.1033.****
17.1133.****
17.1233.****

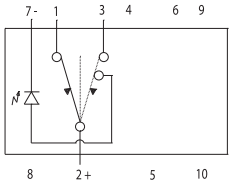

1 POSIZIONE INSTABILE
1 MOMENTARY POSITION **MOM**

0 POSIZIONE STABILE
0 MAINTAINED POSITION

2 POSIZIONE INSTABILE
2 MOMENTARY POSITION **MOM**

Schema elettr. rappresentato in posiz. 1
Circuit diagram shown in position 1

17.734.***
17.934.***
17.1034.****
17.1134.****
17.1234.****

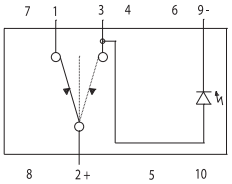

1 POSIZIONE INSTABILE
1 MOMENTARY POSITION **MOM**

0 POSIZIONE STABILE
0 MAINTAINED POSITION

2 POSIZIONE INSTABILE
2 MOMENTARY POSITION **MOM**

Schema elettr. rappresentato in posiz. 1
Circuit diagram shown in position 1

17.735.***
17.935.***
17.1035.****
17.1135.****
17.1235.****

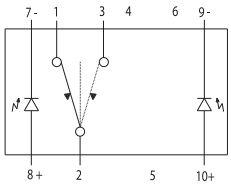

1 POSIZIONE INSTABILE
1 MOMENTARY POSITION **MOM**

0 POSIZIONE STABILE
0 MAINTAINED POSITION

2 POSIZIONE INSTABILE
2 MOMENTARY POSITION **MOM**

Schema elettr. rappresentato in posiz. 1
Circuit diagram shown in position 1

17.736.***
17.936.***
17.1036.****
17.1136.****
17.1236.****

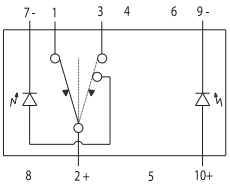

1 POSIZIONE INSTABILE
1 MOMENTARY POSITION **MOM**

0 POSIZIONE STABILE
0 MAINTAINED POSITION

2 POSIZIONE INSTABILE
2 MOMENTARY POSITION **MOM**

Schema elettr. rappresentato in posiz. 1
Circuit diagram shown in position 1

17.737.***
17.937.***
17.1037.****
17.1137.****
17.1237.****

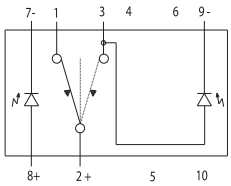

1 POSIZIONE INSTABILE
1 MOMENTARY POSITION **MOM**

0 POSIZIONE STABILE
0 MAINTAINED POSITION

2 POSIZIONE INSTABILE
2 MOMENTARY POSITION **MOM**

Schema elettr. rappresentato in posiz. 1
Circuit diagram shown in position 1

17.738.***
17.938.***
17.1038.****
17.1138.****
17.1238.****

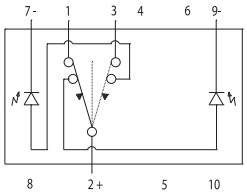

1 POSIZIONE INSTABILE
1 MOMENTARY POSITION **MOM**

0 POSIZIONE STABILE
0 MAINTAINED POSITION

2 POSIZIONE INSTABILE
2 MOMENTARY POSITION **MOM**

Schema elettr. rappresentato in posiz. 1
Circuit diagram shown in position 1

17.739.***
17.939.***
17.1039.****
17.1139.****
17.1239.****

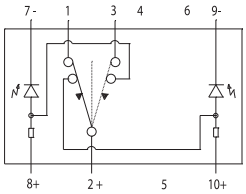

1 POSIZIONE INSTABILE
1 MOMENTARY POSITION **MOM**

0 POSIZIONE STABILE
0 MAINTAINED POSITION

2 POSIZIONE INSTABILE
2 MOMENTARY POSITION **MOM**

Schema elettr. rappresentato in posiz. 1
Circuit diagram shown in position 1

17.740.***
17.940.***
17.1040.****
17.1140.****
17.1240.****

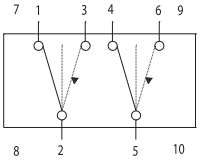

1 POSIZIONE STABILE
1 MAINTAINED POSITION

0 POSIZIONE STABILE
0 MAINTAINED POSITION

2 POSIZIONE INSTABILE
2 MOMENTARY POSITION **MOM**

Schema elettr. rappresentato in posiz. 1
Circuit diagram shown in position 1

17.741.***
17.941.***
17.1041.****
17.1141.****
17.1241.****

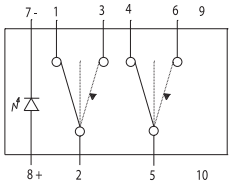

1 POSIZIONE STABILE
1 MAINTAINED POSITION

0 POSIZIONE STABILE
0 MAINTAINED POSITION

2 POSIZIONE INSTABILE
2 MOMENTARY POSITION **MOM**

Schema elettr. rappresentato in posiz. 1
Circuit diagram shown in position 1

17.742.***
17.942.***
17.1042.****
17.1142.****
17.1242.****

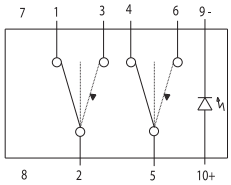

1 POSIZIONE STABILE
1 MAINTAINED POSITION

0 POSIZIONE STABILE
0 MAINTAINED POSITION

2 POSIZIONE INSTABILE
2 MOMENTARY POSITION **MOM**

Schema elettr. rappresentato in posiz. 1
Circuit diagram shown in position 1

17.743.***
17.943.***
17.1043.****
17.1143.****
17.1243.****

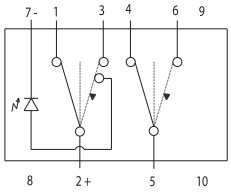

1 POSIZIONE STABILE
1 MAINTAINED POSITION

0 POSIZIONE STABILE
0 MAINTAINED POSITION

2 POSIZIONE INSTABILE
2 MOMENTARY POSITION **MOM**

Schema elettr. rappresentato in posiz. 1
Circuit diagram shown in position 1

17.744.***
17.944.***
17.1044.****
17.1144.****
17.1244.****

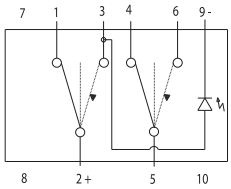

1 POSIZIONE STABILE
1 MAINTAINED POSITION

0 POSIZIONE STABILE
0 MAINTAINED POSITION

2 POSIZIONE INSTABILE
2 MOMENTARY POSITION **MOM**

Schema elettr. rappresentato in posiz. 1
Circuit diagram shown in position 1

17.745.***
17.945.***
17.1045.****
17.1145.****
17.1245.****

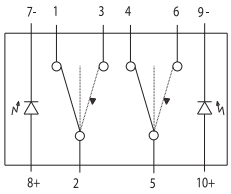

1 POSIZIONE STABILE
1 MAINTAINED POSITION

0 POSIZIONE STABILE
0 MAINTAINED POSITION

2 POSIZIONE INSTABILE
2 MOMENTARY POSITION **MOM**

Schema elettr. rappresentato in posiz. 1
Circuit diagram shown in position 1

17.746.***
17.946.***
17.1046.****
17.1146.****
17.1246.****

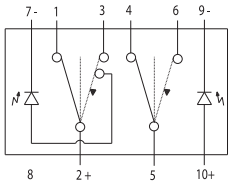

1 POSIZIONE STABILE
1 MAINTAINED POSITION

0 POSIZIONE STABILE
0 MAINTAINED POSITION

2 POSIZIONE INSTABILE
2 MOMENTARY POSITION **MOM**

Schema elettr. rappresentato in posiz. 1
Circuit diagram shown in position 1

SERIE - *SERIES*
"700"

Scala 1:3
Scale 1:3

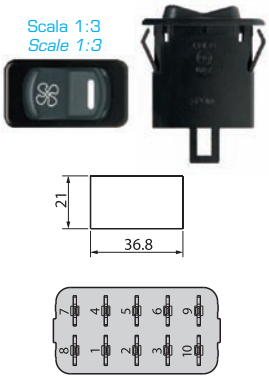

SERIE - *SERIES*
"900"

Scala 1:3
Scale 1:3

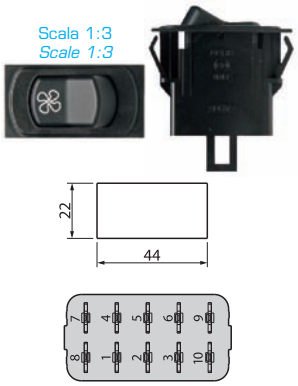

SERIE - *SERIES*
"1000"

Scala 1:3
Scale 1:3

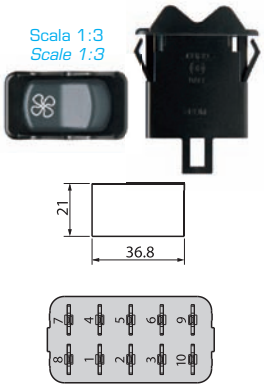

SERIE - *SERIES*
"1100"

Scala 1:3
Scale 1:3

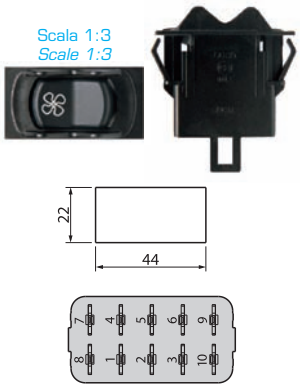

SERIE - *SERIES*
"1200"

Scala 1:3
Scale 1:3



17.747.***
17.947.***
17.1047.****
17.1147.****
17.1247.****

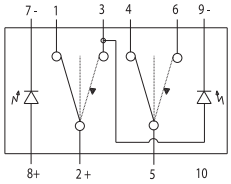

1 POSIZIONE STABILE
1 MAINTAINED POSITION

0 POSIZIONE STABILE
0 MAINTAINED POSITION

2 POSIZIONE INSTABILE
2 MOMENTARY POSITION **MOM**

Schema elettr. rappresentato in posiz. 1
Circuit diagram shown in position 1

17.748.***
17.948.***
17.1048.****
17.1148.****
17.1248.****

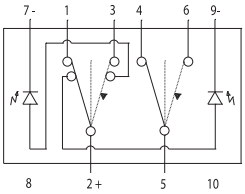

1 POSIZIONE STABILE
1 MAINTAINED POSITION

0 POSIZIONE STABILE
0 MAINTAINED POSITION

2 POSIZIONE INSTABILE
2 MOMENTARY POSITION **MOM**

Schema elettr. rappresentato in posiz. 1
Circuit diagram shown in position 1

17.749.***
17.949.***
17.1049.****
17.1149.****
17.1249.****

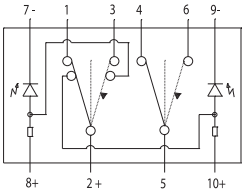

1 POSIZIONE STABILE
1 MAINTAINED POSITION

0 POSIZIONE STABILE
0 MAINTAINED POSITION

2 POSIZIONE INSTABILE
2 MOMENTARY POSITION **MOM**

Schema elettr. rappresentato in posiz. 1
Circuit diagram shown in position 1

17.750.***
17.950.***
17.1050.****
17.1150.****
17.1250.****

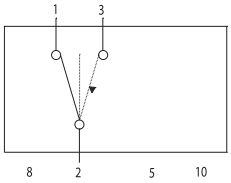

1 POSIZIONE STABILE
1 MAINTAINED POSITION

0 POSIZIONE STABILE
0 MAINTAINED POSITION

2 POSIZIONE INSTABILE
2 MOMENTARY POSITION **MOM**

Schema elettr. rappresentato in posiz. 1
Circuit diagram shown in position 1

17.751.***
17.951.***
17.1051.****
17.1151.****
17.1251.****

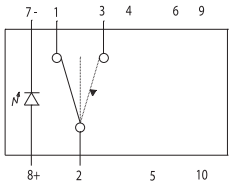

1 POSIZIONE STABILE
1 MAINTAINED POSITION

0 POSIZIONE STABILE
0 MAINTAINED POSITION

2 POSIZIONE INSTABILE
2 MOMENTARY POSITION **MOM**

Schema elettr. rappresentato in posiz. 1
Circuit diagram shown in position 1

17.752.***
17.952.***
17.1052.****
17.1152.****
17.1252.****

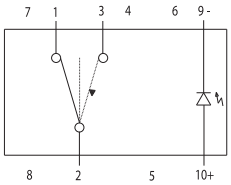

1 POSIZIONE STABILE
1 MAINTAINED POSITION

0 POSIZIONE STABILE
0 MAINTAINED POSITION

2 POSIZIONE INSTABILE
2 MOMENTARY POSITION **MOM**

Schema elettr. rappresentato in posiz. 1
Circuit diagram shown in position 1

17.753.***
17.953.***
17.1053.****
17.1153.****
17.1253.****

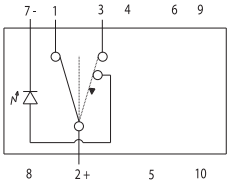

1 POSIZIONE STABILE
1 MAINTAINED POSITION

0 POSIZIONE STABILE
0 MAINTAINED POSITION

2 POSIZIONE INSTABILE
2 MOMENTARY POSITION **MOM**

Schema elettr. rappresentato in posiz. 1
Circuit diagram shown in position 1

17.754.***
17.954.***
17.1054.****
17.1154.****
17.1254.****

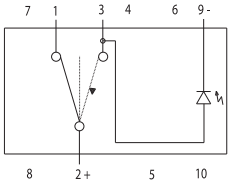

1 POSIZIONE STABILE
1 MAINTAINED POSITION

0 POSIZIONE STABILE
0 MAINTAINED POSITION

2 POSIZIONE INSTABILE
2 MOMENTARY POSITION **MOM**

Schema elettr. rappresentato in posiz. 1
Circuit diagram shown in position 1

17.755.***
17.955.***
17.1055.****
17.1155.****
17.1255.****

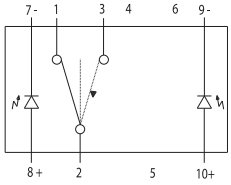

1 POSIZIONE STABILE
1 MAINTAINED POSITION

0 POSIZIONE STABILE
0 MAINTAINED POSITION

2 POSIZIONE INSTABILE
2 MOMENTARY POSITION **MOM**

Schema elettr. rappresentato in posiz. 1
Circuit diagram shown in position 1

17.756.***
17.956.***
17.1056.****
17.1156.****
17.1256.****

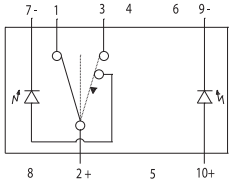

1 POSIZIONE STABILE
1 MAINTAINED POSITION

0 POSIZIONE STABILE
0 MAINTAINED POSITION

2 POSIZIONE INSTABILE
2 MOMENTARY POSITION **MOM**

Schema elettr. rappresentato in posiz. 1
Circuit diagram shown in position 1

17.757.***
17.957.***
17.1057.****
17.1157.****
17.1257.****

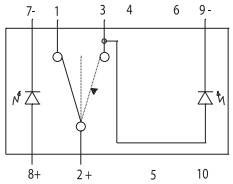

1 POSIZIONE STABILE
1 MAINTAINED POSITION

0 POSIZIONE STABILE
0 MAINTAINED POSITION

2 POSIZIONE INSTABILE
2 MOMENTARY POSITION **MOM**

Schema elettr. rappresentato in posiz. 1
Circuit diagram shown in position 1

17.758.***
17.958.***
17.1058.****
17.1158.****
17.1258.****

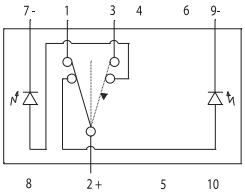

1 POSIZIONE STABILE
1 MAINTAINED POSITION

0 POSIZIONE STABILE
0 MAINTAINED POSITION

2 POSIZIONE INSTABILE
2 MOMENTARY POSITION **MOM**

Schema elettr. rappresentato in posiz. 1
Circuit diagram shown in position 1

17.759.***
17.959.***
17.1059.****
17.1159.****
17.1259.****

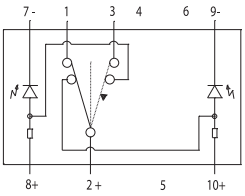

1 POSIZIONE STABILE
1 MAINTAINED POSITION

0 POSIZIONE STABILE
0 MAINTAINED POSITION

2 POSIZIONE INSTABILE
2 MOMENTARY POSITION **MOM**

Schema elettr. rappresentato in posiz. 1
Circuit diagram shown in position 1

17.769.***
17.969.***
17.1069.****
17.1169.****
17.1269.****

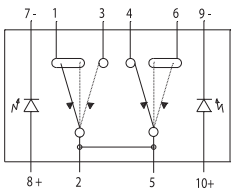

1 POSIZIONE INSTABILE
1 MOMENTARY POSITION **MOM**

0 POSIZIONE STABILE
0 MAINTAINED POSITION

2 POSIZIONE INSTABILE
2 MOMENTARY POSITION **MOM**

Schema elettr. rappresentato in posiz. 1
Circuit diagram shown in position 1

SERIE - *SERIES*
"700"

Scala 1:3
Scale 1:3

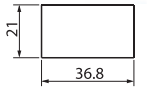

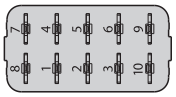

SERIE - *SERIES*
"900"

Scala 1:3
Scale 1:3

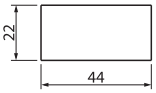

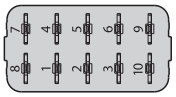

SERIE - *SERIES*
"1000"

Scala 1:3
Scale 1:3

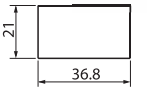

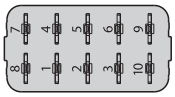

SERIE - *SERIES*
"1100"

Scala 1:3
Scale 1:3

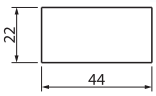

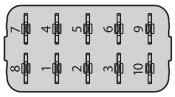

SERIE - *SERIES*
"1200"

Scala 1:3
Scale 1:3

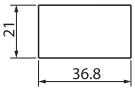

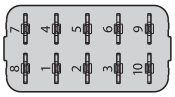

17.770.***
17.970.***
17.1070.****
17.1170.****
17.1270.****

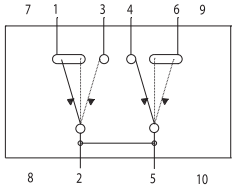

1 POSIZIONE INSTABILE
1 MOMENTARY POSITION **MOM**

0 POSIZIONE STABILE
0 MAINTAINED POSITION

2 POSIZIONE INSTABILE
2 MOMENTARY POSITION **MOM**

Schema elettr. rappresentato in posiz.1
Circuit diagram shown in position 1

17.771.***
17.971.***
17.1071.****
17.1171.****
17.1271.****

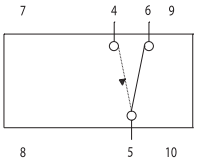

0 POSIZIONE STABILE
0 MAINTAINED POSITION

1 POSIZIONE INSTABILE
1 MOMENTARY POSITION **MOM**

Schema elettr. rappresentato in posiz.0
Circuit diagram shown in position 0

17.772.***
17.972.***
17.1072.****
17.1172.****
17.1272.****

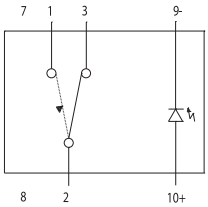

0 POSIZIONE STABILE
0 MAINTAINED POSITION

1 POSIZIONE INSTABILE
1 MOMENTARY POSITION **MOM**

Schema elettr. rappresentato in posiz.0
Circuit diagram shown in position 0

17.773.***
17.973.***
17.1073.****
17.1173.****
17.1273.****

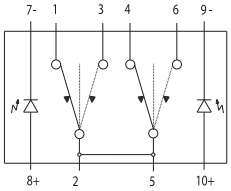

1 POSIZIONE INSTABILE
1 MOMENTARY POSITION **MOM**

0 POSIZIONE STABILE
0 MAINTAINED POSITION

2 POSIZIONE INSTABILE
2 MOMENTARY POSITION **MOM**

Schema elettr. rappresentato in posiz.1
Circuit diagram shown in position 1

17.774.***
17.974.***
17.1074.****
17.1174.****
17.1274.****

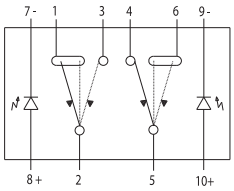

1 POSIZIONE INSTABILE
1 MOMENTARY POSITION **MOM**

0 POSIZIONE STABILE
0 MAINTAINED POSITION

2 POSIZIONE INSTABILE
2 MOMENTARY POSITION **MOM**

Schema elettr. rappresentato in posiz.1
Circuit diagram shown in position 1

17.775.***
17.975.***
17.1075.****
17.1175.****
17.1275.****

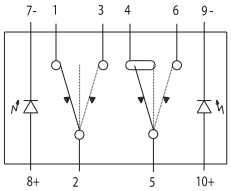

1 POSIZIONE INSTABILE
1 MOMENTARY POSITION **MOM**

0 POSIZIONE STABILE
0 MAINTAINED POSITION

2 POSIZIONE INSTABILE
2 MOMENTARY POSITION **MOM**

Schema elettr. rappresentato in posiz.1
Circuit diagram shown in position 1

17.776.***
17.976.***
17.1076.****
17.1176.****
17.1276.****

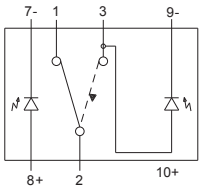

0 POSIZIONE STABILE
0 MAINTAINED POSITION

1 POSIZIONE INSTABILE
1 MOMENTARY POSITION **MOM**

Schema elettr. rappresentato in posiz.0
Circuit diagram shown in position 0

17.777.***
17.977.***
17.1077.****
17.1177.****
17.1277.****

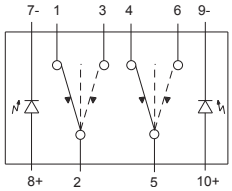

Con molla puntale P/N 30.08.08129

1 POSIZIONE INSTABILE
1 MOMENTARY POSITION **MOM**

0 POSIZIONE STABILE
0 MAINTAINED POSITION

2 POSIZIONE INSTABILE
2 MOMENTARY POSITION **MOM**

Schema elettr. rappresentato in posiz.1
Circuit diagram shown in position 1

- **Interruttori a doppio pulsante con sensore REED serie "1600"**

Materiale corpo: acetalico nero
Soffietto: gomma
Simboli: incisi a laser
Tipo di terminale: lamellare maschio 1,8 x 0,65 mm "Econseal"
Grado di protezione frontale: IP 67
Temperatura di funzionamento: - 40°C ÷ +85°C
Tecnologia di contatto: sensore REED

- ***Series rocker switches "1600" double push button with REED sensor***

Housing material: black acetal resin
Bellows: rubber
Icons: laser engraved
Type of terminal: male blade terminals 1,8 x 0,65 mm "Econseal"
Front sealing: IP 67
Operating temperature: - 40°C ÷ +85°C
Contact technology: REED sensor

FORATURA - *FIXING HOLE*
mm 21 x 36,8

SERIE - *SERIES*
"1600"

Scala 1:1
Scale 1:1

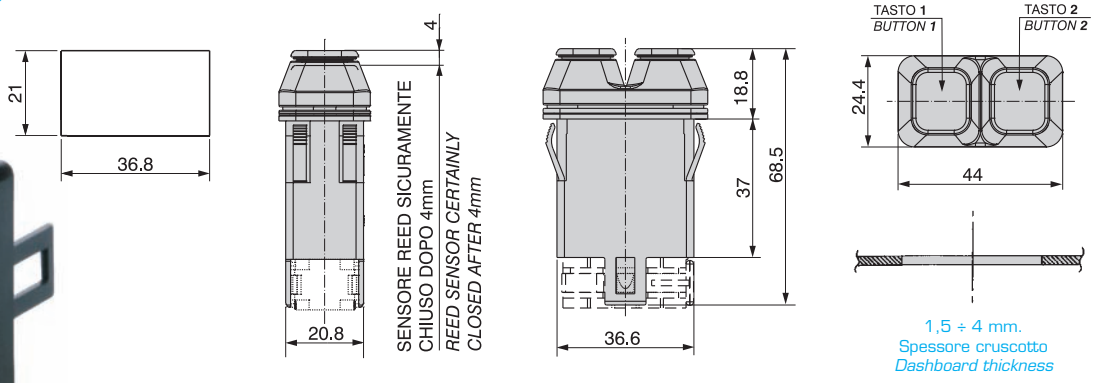

OPTIONAL

27.0904.0000
Kit di connessione
Connection kit



P/N	TASTO *KEY*	DESCRIZIONE *DESCRIPTION*
17.1630.1000		sollevatore alzato/abbassato *rockshaft up/down*
17.1630.1001		presa di forza *power take-off*
17.1630.1002		sollevatore alzato/abbassato *rockshaft up/down*
17.1630.1003		pompa di sentina abitacolo *bilge pump cockpit*
17.1630.1004		icona personalizzata *custom icon*
17.1630.1005		icona personalizzata *custom icon*

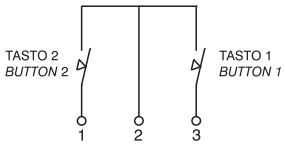

SCHEMA INGRESSI USCITE - *SWITCH ARRANGEMENT*

					TERMINALI - *TERMINALS*		
Configurazione tasto 1 *Button 1 configuration*		**Configurazione tasto 2** *Button 2 configuration*		**Stato** *State*	1	2	3
	non premuto *not pushed*		non premuto *not pushed*	stabile *maintained*			
	premuto *pushed*		non premuto *not pushed*	instabile *momentary*		●	●
	non premuto *not pushed*		premuto *pushed*	instabile *momentary*	●	●	
	premuto *pushed*		premuto *pushed*	instabile *momentary*	●	●	●

- **Interruttori a tasto basculante**
- ***Rocker switches***

15.122.000

Tasto: trasparente (pc), rimovibile
Flangia: lega zama cromata
Corpo: poliammide / vetro nero

Key: transparent (pc), removable
Hanger: zama chromium-plated alloy
Housing: polyamide/glass fibres black colour

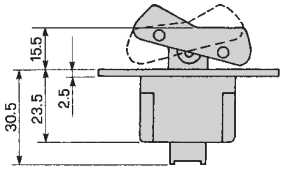

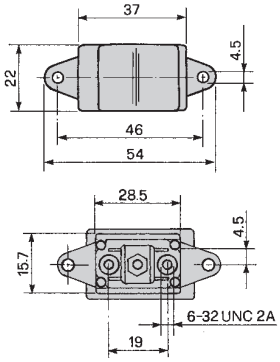

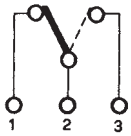

TENSIONE NOMINALE *NOMINAL VOLTAGE*	CORRENTE MAX CONT. *NOMINAL D.C. CURRENT*	AZIONE *ACTION*	GRADO DI PROTEZIONE *SEALING*	TEMPERATURA DI FUNZIONAMENTO *OPERATING TEMPERATURE*	FUNZIONI *FUNCTIONS*
12 V	10 A	STABILE - *MAINTAINED*	I P 67	- 40° C ÷ + 80° C	
24 V	8 A	STABILE - *MAINTAINED*	I P 67	- 40° C ÷ + 80° C	

15.127.000

Tasto: trasparente (pc), rimovibile
Flangia: lega zama cromata
Corpo: poliammide / vetro nero

Key: transparent (pc), removable
Hanger: zama chromium-plated alloy
Housing: polyamide/glass fibres black colour

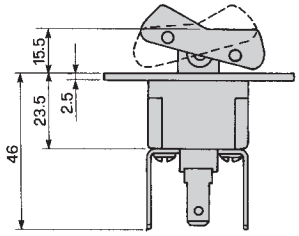

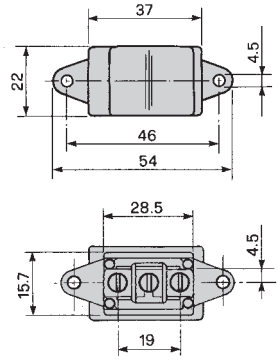

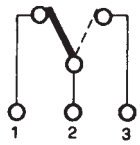

TENSIONE NOMINALE *NOMINAL VOLTAGE*	CORRENTE MAX CONT. *NOMINAL D.C. CURRENT*	AZIONE *ACTION*	GRADO DI PROTEZIONE *SEALING*	TEMPERATURA DI FUNZIONAMENTO *OPERATING TEMPERATURE*	FUNZIONI *FUNCTIONS*
12 V	10 A	STABILE - *MAINTAINED*	I P 67	- 40° C ÷ + 80° C	
24 V	8 A	STABILE - *MAINTAINED*	I P 67	- 40° C ÷ + 80° C	

17.195.000

Cappuccio: gomma nera - simboli bianchi costampati
Corpo: acetalico nero - fissaggio a molle
Terminali: lamellari maschi 6,35 mm

Cap: black rubber - white comoulded icons
Housing: black acetal resin - snap-in mounting
Terminals: male blade 6,35 mm

OPTIONAL
27.077.007

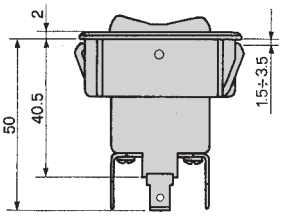

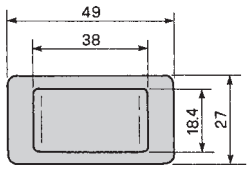

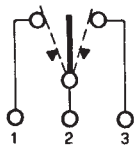

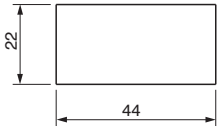

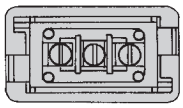



1,5 ÷ 3 mm.
Spessore cruscotto
Dashboard thickness

TENSIONE NOMINALE *NOMINAL VOLTAGE*	CORRENTE MAX CONT. *NOMINAL D.C. CURRENT*	AZIONE *ACTION*	GRADO DI PROTEZIONE *SEALING*	TEMPERATURA DI FUNZIONAMENTO *OPERATING TEMPERATURE*	FUNZIONI *FUNCTIONS*
12 V	10 A	INSTABILE - *MOMENTARY*	I P 66	- 40° C ÷ + 80° C	
24 V	8 A	INSTABILE - *MOMENTARY*	I P 66	- 40° C ÷ + 80° C	

17.197.100

Senza tasto
Flangia: lega zama cromata
Corpo: poliammide / vetro nero

Without key
Hanger: zama chromium-plated alloy
Housing: polyamide / glass fibres black colour



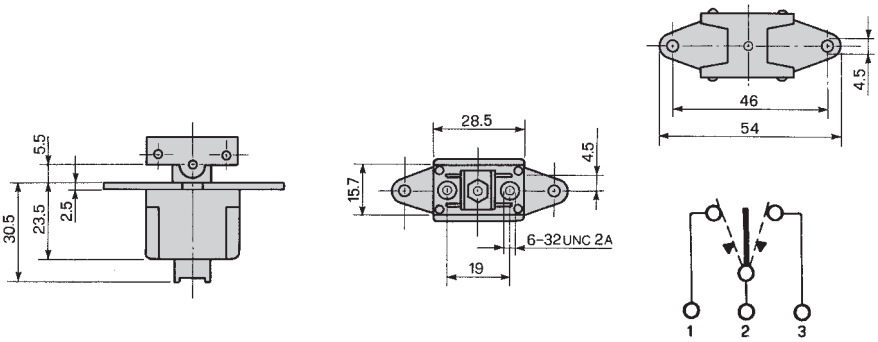

TENSIONE NOMINALE *NOMINAL VOLTAGE*	CORRENTE MAX CONT. *NOMINAL D.C. CURRENT*	AZIONE *ACTION*	GRADO DI PROTEZIONE *SEALING*	TEMPERATURA DI FUNZIONAMENTO *OPERATING TEMPERATURE*	FUNZIONI *FUNCTIONS*
12 V	10 A	INSTABILE - *MOMENTARY*	I P 67	- 40° C ÷ + 80° C	
24 V	8 A	INSTABILE - *MOMENTARY*	I P 67	- 40° C ÷ + 80° C	

17.210.000

Tasto: poliammide nero, rimovibile
Flangia: lega zama cromata
Corpo: poliammide / vetro nero
Terminali a vite

Key: black polyamide, removable
Hanger: zama chromium-plated alloy
Housing: polyamide/glass fibres black colour
Screw terminals

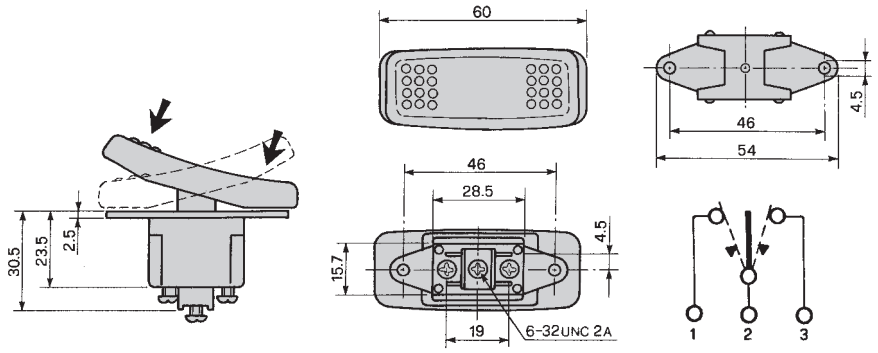

TENSIONE NOMINALE *NOMINAL VOLTAGE*	CORRENTE MAX CONT. *NOMINAL D.C. CURRENT*	AZIONE *ACTION*	GRADO DI PROTEZIONE *SEALING*	TEMPERATURA DI FUNZIONAMENTO *OPERATING TEMPERATURE*	FUNZIONI *FUNCTIONS*
12 V	10 A	INSTABILE - *MOMENTARY*	I P 67	- 40° C ÷ + 80° C	
24 V	8 A	INSTABILE - *MOMENTARY*	I P 67	- 40° C ÷ + 80° C	

17.200.000

Tasto: poliammide / vetro giallo - simboli neri serigrafati
Corpo: acetalico nero
Terminali: maschi lamellari 6,35 mm

Key: polyamide / glass fibres yellow colour - black silk screened icons
Housing: black acetal resin
Terminals: blade male 6,35 mm

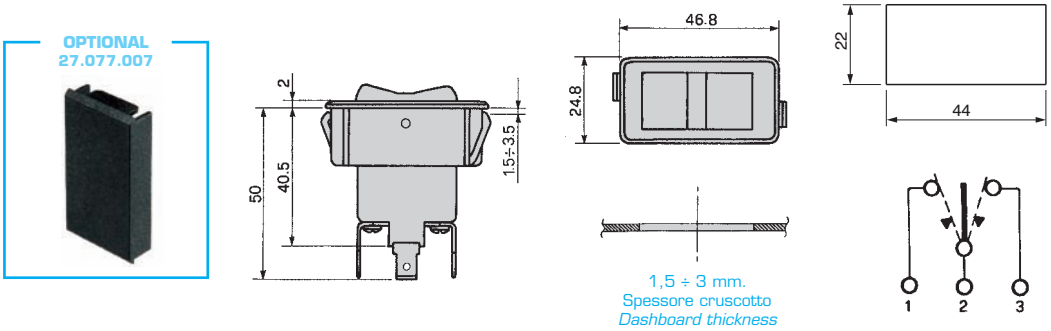

TENSIONE NOMINALE *NOMINAL VOLTAGE*	CORRENTE MAX CONT. *NOMINAL D.C. CURRENT*	AZIONE *ACTION*	GRADO DI PROTEZIONE *SEALING*	TEMPERATURA DI FUNZIONAMENTO *OPERATING TEMPERATURE*	FUNZIONI *FUNCTIONS*
12 V	10 A	INSTABILE - *MOMENTARY*	I P 65	- 40° C ÷ + 80° C	540 DISPLAY 1000
24 V	8 A	INSTABILE - *MOMENTARY*	I P 65	- 40° C ÷ + 80° C	

17.201.000

Tasto: poliammide / vetro giallo - simboli neri serigrafati
Corpo: acetalico nero
Terminali: maschi lamellari 6,35 mm

Key: polyamide / glass fibres yellow colour - black silk screened icons
Housing: black acetal resin
Terminals: blade male 6,35 mm

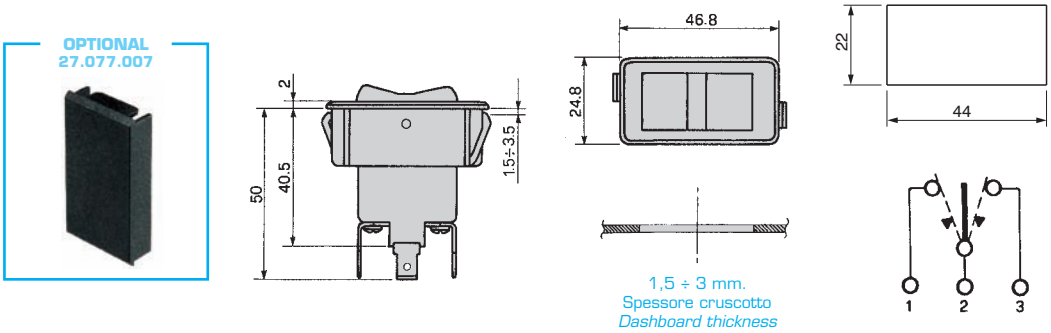

TENSIONE NOMINALE *NOMINAL VOLTAGE*	CORRENTE MAX CONT. *NOMINAL D.C. CURRENT*	AZIONE *ACTION*	GRADO DI PROTEZIONE *SEALING*	TEMPERATURA DI FUNZIONAMENTO *OPERATING TEMPERATURE*	FUNZIONI *FUNCTIONS*
12 V	10 A	INSTABILE - *MOMENTARY*	I P 65	- 40° C ÷ + 80° C	
24 V	8 A	INSTABILE - *MOMENTARY*	I P 65	- 40° C ÷ + 80° C	

17.202.000

Tasto: poliammide / vetro giallo - simboli neri serigrafati
Corpo: acetalico nero
Terminali: maschi lamellari 6,35 mm

Key: polyamide / glass fibres yellow colour - black silk screened icons
Housing: black acetal resin
Terminals: blade male 6,35 mm

OPTIONAL
27.077.007

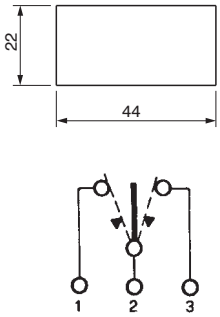

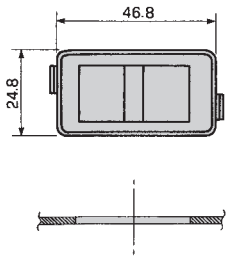

1,5 ÷ 3 mm.
Spessore cruscotto
Dashboard thickness

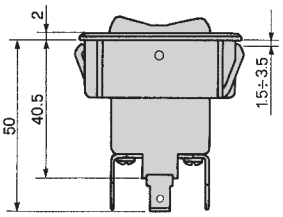

TENSIONE NOMINALE *NOMINAL VOLTAGE*	CORRENTE MAX CONT. *NOMINAL D.C. CURRENT*	AZIONE *ACTION*	GRADO DI PROTEZIONE *SEALING*	TEMPERATURA DI FUNZIONAMENTO *OPERATING TEMPERATURE*	FUNZIONI *FUNCTIONS*
12 V	10 A	INSTABILE - *MOMENTARY*	I P 65	- 40° C ÷ + 80° C	540 DISPLAY 540E
24 V	8 A	INSTABILE - *MOMENTARY*	I P 65	- 40° C ÷ + 80° C	

- **Accessori**
- ***Accessories***

30.16.04092

Capocorda femmina serie 6,35 mm con linguetta
Female terminal 6,35 mm series with tab

Connettore 4 vie
4 pins connector

SERIE - *SERIES*
"350" "450"

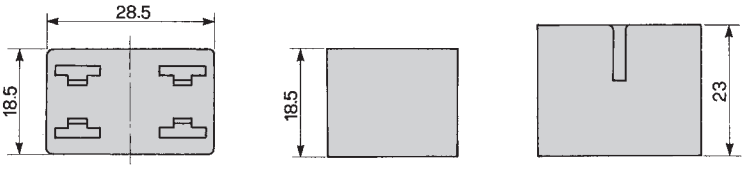

30.16.04094

Capocorda femmina serie 6,35 mm con linguetta
Female terminal 6,35 mm series with tab

Connettore 5 vie
5 pins connector

SERIE - *SERIES*
"350" "450"

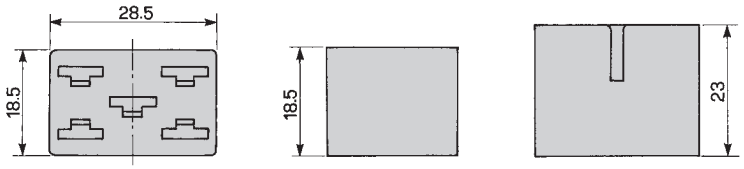

30.16.04093

Capocorda femmina serie 6,35 mm con linguetta
Female terminal 6,35 mm series with tab

Connettore 7 vie
7 pins connector

SERIE - *SERIES*
"350" "450"

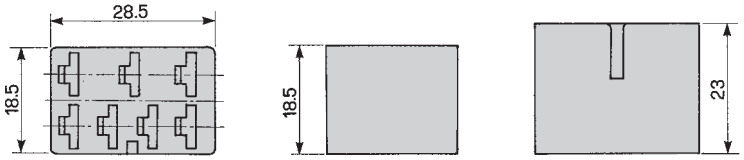

30.16.04095

Capocorda femmina serie 6,35 mm con linguetta
Female terminal 6,35 mm series with tab

Connettore 8 vie
8 pins connector

SERIE - *SERIES*
"350" "450"

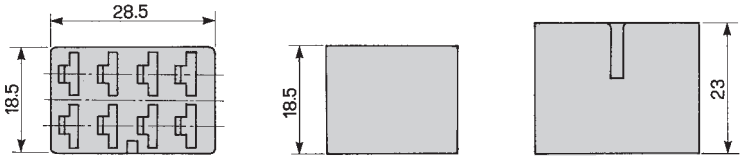

13.350.101

Cappuccio singolo di silicone trasparente
Clear silicone single cap

SERIE - *SERIES*
"350" "450"

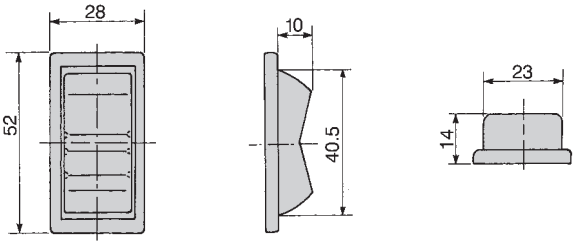

30.20.06038

Cappuccio triplo di silicone trasparente
Clear silicone triple cap

SERIE - *SERIES*
"350" "450"

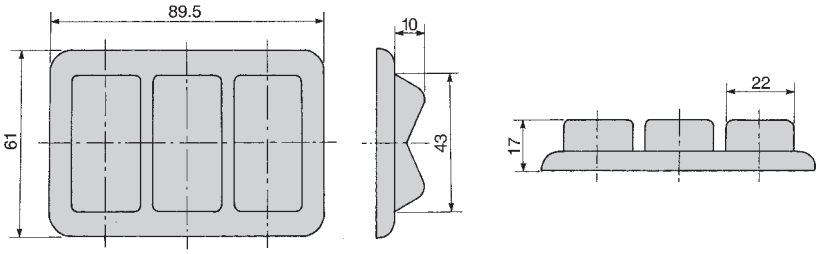

16.600.036

Cornicetta modulare singola laterale
End modular bezel

SERIE - *SERIES*
"600" "1400" "1900"
"1500"



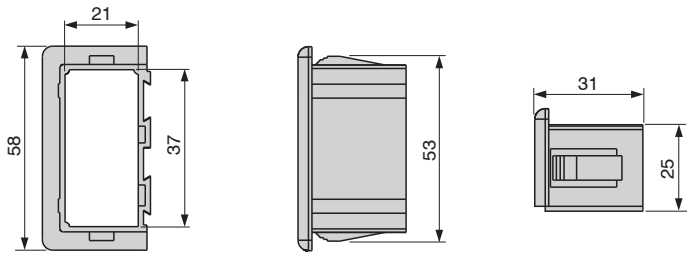

16.600.037

Cornicetta modulare singola centrale
Center modular bezel

SERIE - *SERIES*
"600" "1400" "1900"
"1500"

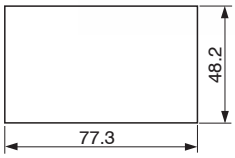

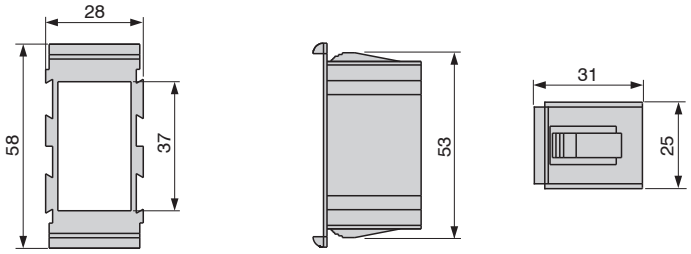

16.700.006

Cornicetta modulare singola laterale
End modular bezel

SERIE - *SERIES*
"700" "1000"
"1200" "1600"



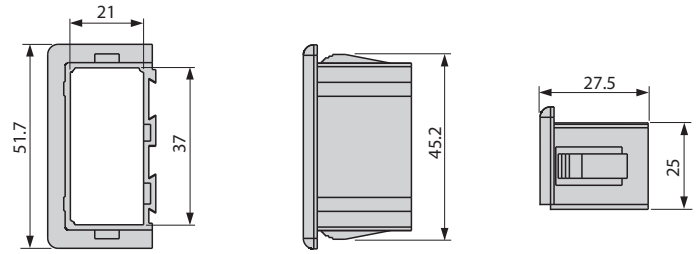

16.700.007

Cornicetta modulare singola centrale
Center modular bezel

SERIE - *SERIES*
"700" "1000"
"1200" "1600"

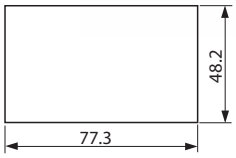

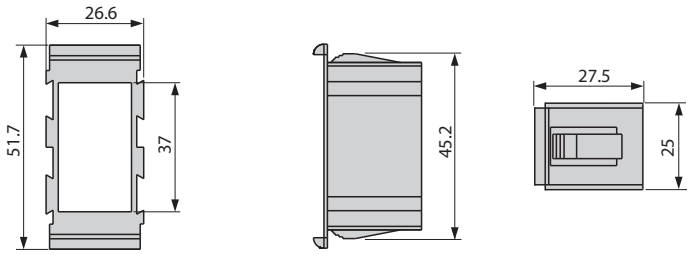

30.32.04829

Cornicetta modulare singola laterale
End modular bezel

SERIE - *SERIES*
"350" "450" "600"
"1400" "1500" "1900"
"900" "1100"

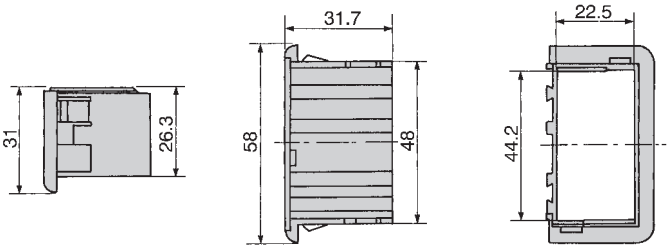

30.32.04830

Cornicetta modulare singola centrale
Center modular bezel

SERIE - *SERIES*
"350" "450" "600"
"1400" "1500" "1900"
"900" "1100"

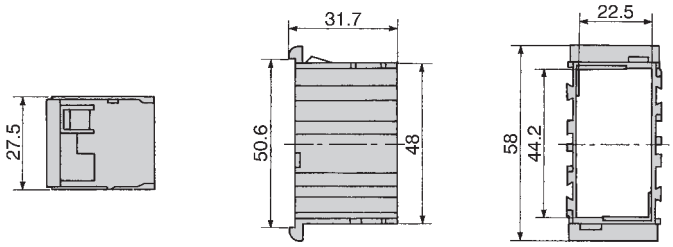

2 INTERRUTTORI
2 SWITCHES

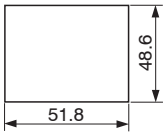

3 INTERRUTTORI
3 SWITCHES

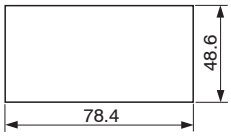

5 INTERRUTTORI
5 SWITCHES



27.077.007

Tappo copertura foratura applicazione
Fixing hole cover

SERIE - *SERIES*
"100"

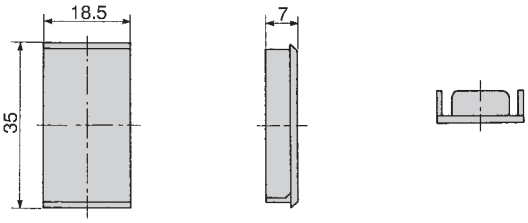

16.600.038

Tappo copertura foratura applicazione
Fixing hole cover

SERIE - *SERIES*
"600" "1400"
"1500" "1900"

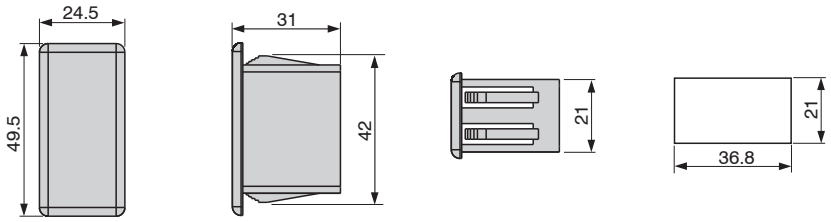

16.700.004

Tappo copertura foratura applicazione
Fixing hole cover

SERIE - *SERIES*
"700" "1000"
"1200" "1600"

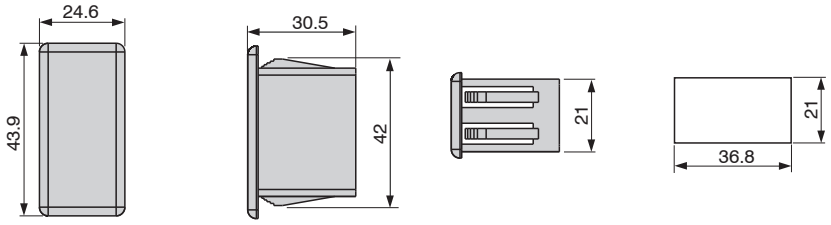

Tappo copertura foratura applicazione - *Fixing hole cover*

SERIE - *SERIES*
"600" "1400"
"1500" "1900"

16.1400.0801
colore grigio - *gray colour:* 7,2 mm

16.1400.0012
colore nero - *black colour:* 7,2 mm

16.1400.0900
colore nero con guarnizione (16.600.039)
black colour with gasket (16.600.039): 7,2 mm

16.1400.0800
colore nero - *black colour:* 5,2 mm

16.1400.0802
colore grigio - *gray colour:* 5,2 mm

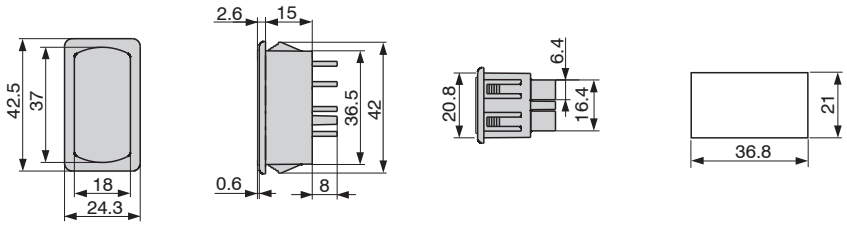

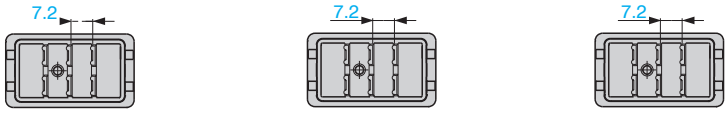

colore nero - *black colour*
16.1400.0012
colore grigio - *gray colour*
16.1400.0801

16.1400.0900
colore nero con guarnizione
(16.600.039)
black colour with gasket
(16.600.039)

colore nero - *black colour*
16.1400.0800
colore grigio - *gray colour*
16.1400.0802

30.33.04689

Tappo copertura foratura applicazione
Fixing hole cover

SERIE - *SERIES*
"350" "450" "600"
"1400" "1500" "1900"
"900" "1100"

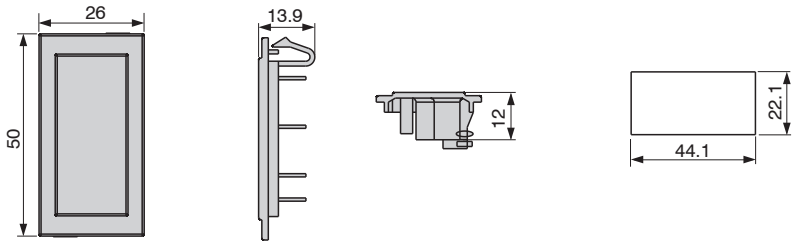

16.600.035

Cornicetta 1 interruttore
Single bezel

SERIE - *SERIES*
"600" "1400" "1500"
"1900" "700" "1000"
"1200" "1600"

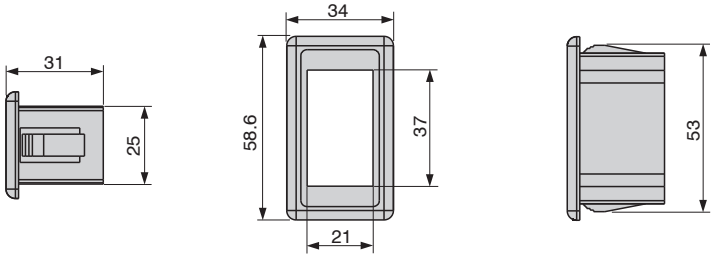

16.600.020

Adattatore per foratura 22x44
Matcher for fixing hole 22x44

SERIE - *SERIES*
"600" "1400"
"1900" "1500"

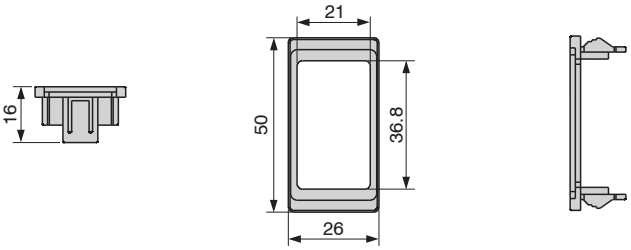

16.600.039

Guarnizione
Gasket

SERIE - *SERIES*
"600" "1400" "1500"
"1900" "700" "1000"
"1200" "1600"

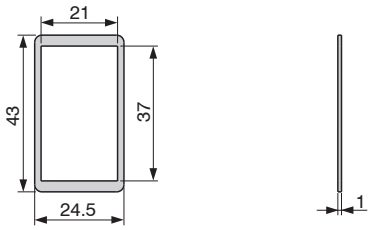

30.32.04690

Cornicetta 3 interruttori
3 switches bezel

SERIE - *SERIES*
"350" "450" "600"
"1400" "1500" "1900"
"900" "1100"

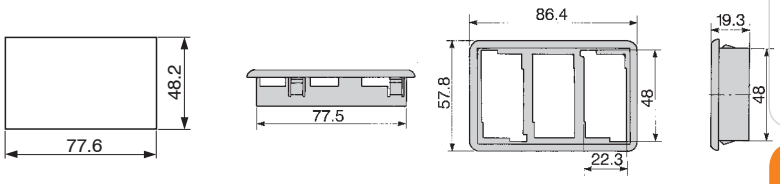

30.32.04828

Cornicetta 6 interruttori
6 switches bezel

SERIE - *SERIES*
"350" "450" "600"
"1400" "1500" "1900"
"900" "1100"

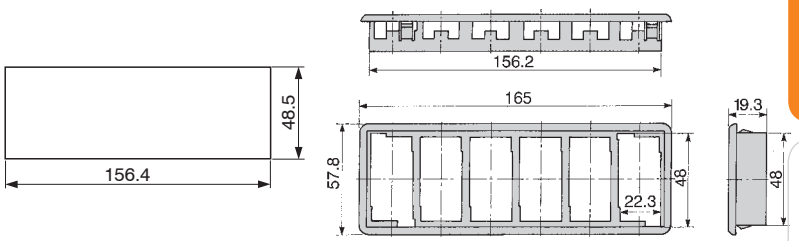

16.600.021

Capocorda femmina serie 6,35 mm con linguetta
Female terminal 6,35 mm series with tab

Connettore 8 vie
8 pins connector

SERIE - *SERIES*
"600" "1400"
"1500" "1900"

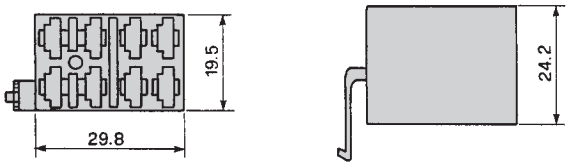

16.650.003

Capocorda femmina serie 6,35 mm con linguetta
Female terminal 6,35 mm series with tab

Connettore 12 vie
12 pins connector

SERIE - *SERIES*
"600" "1400"
"1500" "1900"

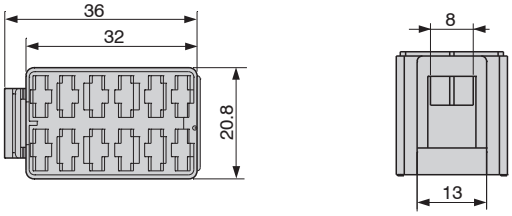

30.16.06870

Connettore 10 vie
10 pins connector

SERIE - *SERIES*
"700" "900"
"1000" "1100"
"1200" "1600"

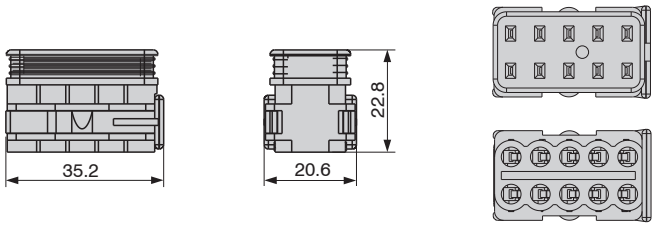

27.0904.0000

Kit di connessione 10 vie
10 pins connection kit

SERIE - *SERIES*
"700" "900"
"1000" "1100"
"1200" "1600"

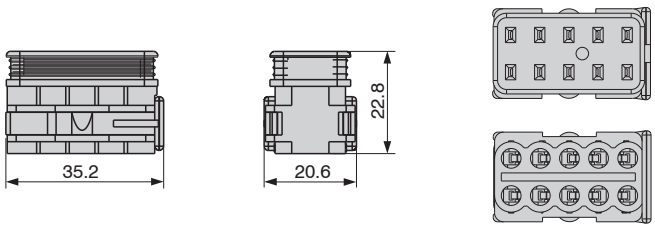

16.0600.0170

Attrezzo per rimuovere i tasti
Tool for rocker switch removal

SERIE - *SERIES*
"600" "1400"
"1500" "1900"